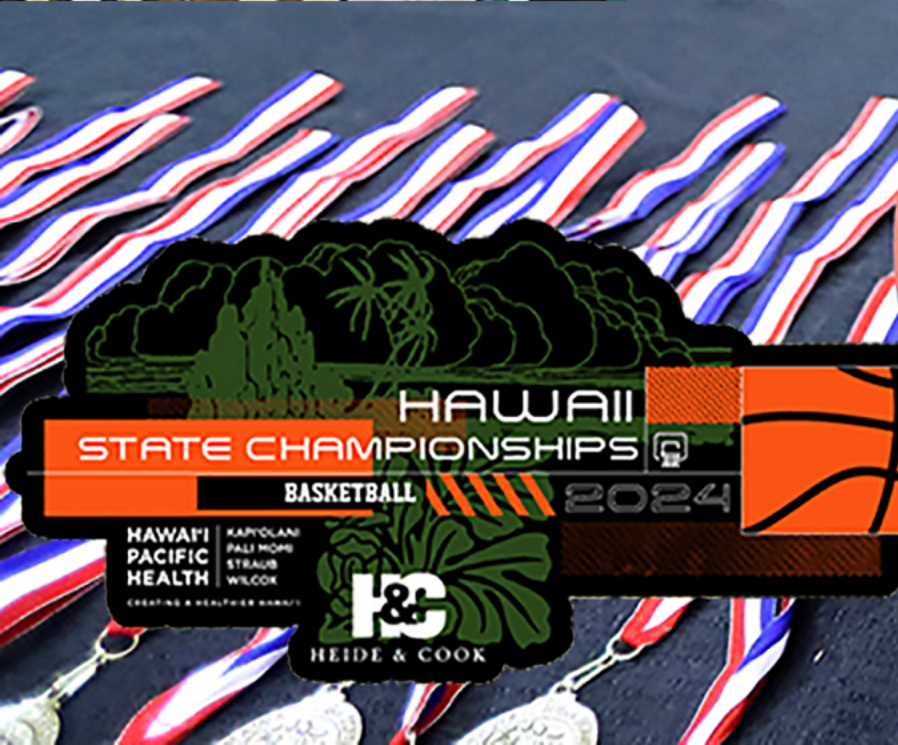


# Hawaii High School Athletic Association 2024 Boys Basketball Record Book



**2023 State Champions:**  
**Div. 1 - Saint Louis**  
**Div. 2 - Kohala**



**HAWAII STATE CHAMPIONSHIPS**   
**BASKETBALL 2024** 

**HAWAII PACIFIC HEALTH**  **KAPIOLANI FALL MOORE STRAUSS WILCOX**  
**HEIDE & COOK** 



# Hawaii High School Athletic Association Boys Division I State Basketball Tournament Records.

Division A (1957-64), Division AA (1965-2006), Division I (2007-present)



The Saint Louis Crusaders earned their second consecutive state crown in 2023. (ScoringLive photo)

#### **ACKNOWLEDGEMENTS:**

Researched and compiled by Thomas Yoshida  
Additional information provided by: Stacy Kaneshiro, Bobby Command, Natalie Iwamoto, Jerry Campany.

Photos courtesy: ScoringLive

Mahalo to the Hawaii High School Athletic Association:  
Chris Chun (Executive Director), Russell Aoki (Associate Director), Natalie Iwamoto (Director of Marketing and Information)



'Iolani's Derrick Low is the only player to earn three most outstanding player awards and appeared on the all-tournament team in four consecutive years.

(Star-Advertiser photo)

## **Individual Records**

**Key to abbreviations:** 1<sup>st</sup> (first round, since 1983); Qtr (quarterfinal [final 8] since 1957); semi (semifinal); final (Championship); 5 semi (5<sup>th</sup> place semifinal); 3<sup>rd</sup>/5<sup>th</sup> (3<sup>rd</sup> or 5<sup>th</sup> place); cons (consolation, since 1983); confin (Consolation championship).

### **MOST POINTS (All rounds)**

- 43, Sam Johnson, Moanalua vs. Punahou (3OT), 3/13/1981, semi (17-31 FG, 9-15 FT)
- 42, Levi Bartholomew, Waiakea vs. Mililani (2OT), 2/27/2003, cons, (14-22 FG, 13-17 FT, 1-3 3FG)
- 38, la Saipaia, Punahou vs. Kailua, 3/8/1975, final (15-23 FG, 8-9 FT)
- 38, Kahi Villa, Kamehameha vs. Hilo, 3/10/1994, Qtr, (14 FG, 10-15 FT, 0 3FG)
- 38, Joshua Burnett, Maryknoll vs. Campbell, 2/22/2014, 3<sup>rd</sup> (12-24 FG, 12-16 FT, 2-7 3FG)
- 36, Teddy Agullana, Castle vs. Waiakea, 3/10/1990, confin (10 FG, 16-17 FT, 0 3FG)
- 35, Sam Johnson, Moanalua vs. Kapaa, 3/12/1981, Qtr (13 FG, 9-14 FT)
- 35, Bruce Ferreira, Hilo vs. Moanalua, 3/12/1987, Qtr (11 FG, 13-16 FT)
- 35, Kyle Pape, Iolani vs. Campbell, 2/25/2005, semi (10-18 FG, 11-11 FT, 4 3FG)
- 34, Rick Wagner, Leilehua vs. Punahou, 3/9/1973, semi (10 FG, 14 FT)
- 34, Ramsey Williams, Moanalua vs. Kalaheo (2OT), 2/21/1997, semi (9 FG, 10-10 FT, 6 3FG)
- 34, Junior Ale, Kahuku vs. Honokaa (OT), 2/21/2006, 1<sup>st</sup> (12 FG, 6-10 FT, 4 3FG)

### **MOST POINTS (Championship game)**

- 38, la Saipaia, Punahou vs. Kailua, 3/8/1975 (15-23 FG, 8-9 FT)
- 33, Derrick Low, Iolani vs. Kalaheo, 2/23/2002 (12-15 FG, 7-9 FT, 2-3 3FG)
- 32, Leroy Lutu, University vs. Punahou, 3/8/1980 (9 FG, 16-17 FT)
- 31, Louie Vargas, Kamehameha vs. Hilo, 3/7/1992 (8-13 FG, 11-18 FT, 4 3FG)
- 30, D.C. Daniels, Kalaheo vs. Iolani, 2/24/2001 (6-15 FG, 18-22 FT, 0-1 3FG)
- 30, Kaleb Gilmore, Kalaheo vs. Iolani, 2/28/2015 (5-11 FG, 18-20 FT, 2-3 3FG)
- 27, Kyle Pape, Iolani vs. Kahuku, 2/26/2005 (7-15 FG, 12-14 FT, 1-5 3FG)
- 27, Kainoa Chu, Iolani vs. Punahou, 3/6/2010 (7-11 FG, 8-10 FT, 5-7 3FG)
- 25, Ed Bento, Jr., St. Joseph vs. Saint Louis, 2/22/1958 (9 FG, 7-10 FT)
- 25, Pete Smith, Kailua vs. Saint Louis, 3/4/1972 (9 FG, 7 FT)
- 25, Richard Haenisch, Punahou vs. University, 3/8/1980 (6 FT, 13-14 FT)
- 25, Tod Bello, Hilo vs. Kamehameha, 3/7/1992 (7-8 FG, 10-11 FT, 1 3FG)
- 25, Aiva Arquette, Saint Louis vs. Mililani, 2/26/2022 (10-19 FG, 5-5 FT, 0-4 3FG)

### **MOST POINTS (Semifinals)**

- 43, Sam Johnson, Moanalua vs. Punahou (3OT), 3/13/1981 (17-31 FG, 9-15 FT)
- 35, Kyle Pape, Iolani vs. Campbell, 2/25/2005 (10-18 FG, 4 3FG, 11-11 FT)
- 34, Rick Wagner, Leilehua vs. Punahou, 3/9/1973 (10 FG, 14 FT)
- 34, Ramsey Williams, Moanalua vs. Kalaheo (2OT), 2/21/1997 (9 FG, 6 3FG, 10-10 FT)

- 28, Julian Sensley, Kalaheo vs. Saint Louis, 2/18/1999 (8-10 FG, 6-6 FT, 6-8 3FG)
- 28, Micah Christensen, KS Kapalama vs. AOP, 2/18/2011 (8-14 FG, 8-11 FT, 4-7 3FG)
- 28, Hugh Hogland, Iolani vs. Kaiser, 2/19/2016 (12-18 FG, 4-7 FT, 0-0 3FG)
- 27, Wayne Foster, Kamehameha vs. St. Anthony, 2/27/1959 (11 FG, 5 FT)
- 27, Dennis Maedo, Hilo vs. Kamehameha, 3/9/1962 (12 FG, 3 FT)
- 27, Jarrin Akana, Molokai vs. University, 3/11/1988 (9 FG, 4-5 FT, 5 3FG)
- 27, Keone Reyes, Kaimuki vs. KS Hawaii, 2/22/2007 (10-14 FG, 7-11 FT)

### **MOST POINTS (Quarterfinals)**

- 38, Kahi Villa, Kamehameha vs. Hilo, 3/10/1994 (14 FG, 10-15 FT)
- 35, Sam Johnson, Moanalua vs. Kapaa, 3/12/1981 (13 FG, 9-14 FT)
- 35, Bruce Ferreira, Hilo vs. Moanalua, 3/12/1987 (11 FG, 13-16 FT)
- 33, Kyle Bartholomew, Waiakea vs. Kalani, 2/17/1999 (12-17 FG, 3-3 3FG, 6-9 FT)
- 32, Darnell Arceneaux, Saint Louis vs. Roosevelt, 3/2/1995 (9 FG, 3 3FG, 0-0 FT)
- 31, Eric Marshall, Leilehua vs. Iolani, 2/22/2001 (9-17 FG, 0 3FG, 13-14 FT)
- 31, Jeremiah Ostrowski, Punahou vs. Baldwin, 2/24/2005 (11-24 FG, 3 3FG, 6-8 FT)
- 31, Kyle Pape, Iolani vs. Kalaheo, 2/24/2005 (8-14 FG, 1 3FG, 14-15 FT)

### **MOST POINTS (First round, since 1983)**

- 34, Junior Ale, Kahuku vs. Honokaa, 2/21/2006 (12 FG, 6-10 FT, 4 3FG)
- 33, Jorgen Goller, Kauai vs. Roosevelt, 3/1/1995 (12 FG, 7-10 FT, 2 3FG)
- 30, Everett Frye, Kalani vs. Lahainaluna, 2/16/1999 (12 FG, 5-5 FT, 1-4 3FG)
- 29, Ty Brauch, Maui vs. Kamehameha, 3/7/1990 (10 FG, 6-8 FT, 3 3FG)
- 27, Chris Togia, McKinley vs. Baldwin, 3/8/1989 (11 FG, 5-7 FT)
- 27, Ken Houpo, Baldwin vs. Roosevelt, 3/4/1992 (9 FG, 6-8 FT, 3 3FG)
- 27, D.C. Daniels, Kalaheo vs. Honokaa, 2/22/2000 (11-18 FG, 4-4 FT, 1 3FG)
- 27, Jordon Dizon, Waimea vs. Mililani, 2/20/2002 (stats n/a)
- 27, Jeremiah Ostrowski, Punahou vs. Waiakea, 2/23/2005 (9-24 FG, 7-11 FT, 2 3FG)
- 27, Mike Makinano, Campbell vs. Saint Louis, 2/21/2006 (10 FG, 4-6 FT, 3 3FG)

### **MOST POINTS (Consolation final, since 1983)**

- 36, Teddy Agullana, Castle vs. Waiakea, 3/10/1990 (10 FG, 16-17 FT, 0 3FG)
- 30, Jamie Ahu, Waiakea vs. Castle, 3/10/1990 (12 FG, 6-8 FT, 0 3FG)
- 28, Brandon Kauhi, Hilo vs. Mililani, 2/21/1998 (stats N/A)
- 28, Derek Gabriel, Honokaa vs. Mililani, 2/25/2000 (stats N/A)

### **MOST POINTS (3<sup>rd</sup> place game)**

- 38, Joshua Burnett, Maryknoll vs. Campbell, 2/22/2014 (12-24 FG, 12-16 FT, 2-7 3FG)
- 33, Alikea Smith, Kalaheo vs. Baldwin, 3/12/1994 (10 FG, 5-6 FT, 8 3FG)
- 32, Kawika Akana, Baldwin vs. Kohala, 3/10/1979 (13 FG, 6-8 FT)
- 30, Sy Frazier, Honokaa vs. Iolani, 3/11/1989 (stats N/A)

### **MOST POINTS (5<sup>th</sup> place game)**

- 33, Brandyn Akana, Molokai vs. Roosevelt, 3/7/1992 (12 FG, 6-7 FT, 3 3FG)
- 31, Joe Estrella, St. Joseph vs. St. Anthony, 3/8/1969 (8 FG, 15 FT)
- 31, Amari Westmoreland-Vendiola, Kahuku vs. Maryknoll, 2/26/2022 (11-14 FG, 7-8 FT, 2-5 3FG)
- 29, Paul Martin, Leilehua vs. Hilo, 3/13/1976 (12 FG, 5-7 FT)
- 29, Mike Hooper, Molokai vs. Roosevelt, 3/7/1992 (12 FG, 2-2 FT, 3 3FG)

### **MOST POINTS (Consolation game, since 1983)**

- 42, Levi Bartholomew, Waiakea vs. Mililani, 2/27/2003 (14-22 FG, 13-17 FT, 1-3 3FG)
- 33, Teddy Agullana, Castle vs. Kamehameha, 3/9/1990 (12 FG, 8-14 FT, 1 3FG)
- 31, Fia Mafua, Kaimuki vs. St. Joseph, 3/9/1989 (stats N/A)
- 31, Va'afuti Tavana, Kauai vs. KS Maui, 2/24/2005 (11-18 FG, 9-13 FT, 0 3FG)
- 30, Michael Makinano, Campbell vs. Kalaheo, 2/21/2008 (7 FG, 11-12 FT, 5 3FG)

### **MOST POINTS (5<sup>th</sup> place semifinal)**

- 31, Teva Eldridge, Baldwin vs. Pearl City, 2/22/2013 (9 FG, 13-13 FT, 0 3FG)
- 31, Clifton Jones, Kahuku vs. Hilo, 3/1/1996 (11 FG, 9-16 FT, 0 3FG)
- 30, Leroy Lutu, University vs. Waipahu, 3/9/1979 (13 FG, 4-6 FT)
- 30, Pat McGinn, Damien vs. Lahainaluna, 3/8/1974 (stats N/A)
- 30, Mariano Facuri, St. Anthony vs. Leilehua, 3/4/1966 (14 FG, 2-5 FT)
- 30, Jonny Philbrick, Kailua vs. KS-Hawaii, 2/9/2023 (8 FG, 14-15 FT, 0 3FG)

### **MOST POINTS (Play-in game)**

- 27, Leo Leopoldo, Farrington vs. Punahou, 3/2/1984 (11 FG, 5-8 FT)
- 26, Barry Naone, Punahou vs. Farrington, 3/2/1984 (7 FG, 12-17 FT)
- 25, Lenny Kai, Kamehameha vs. Radford, 3/5/1988 (8 FG, 5-7 FT, 4 3FG)

### **HIGHEST PERCENTAGE POINTS RESPONSIBLE FOR (All rounds)**

- .741, Sam Johnson, Moanalua vs. Punahou (3OT), 3/13/1981, semi (scored 43 of 58 total points)
- .609, Richard Haenisch, Punahou vs. University, 3/8/1980, final (scored 25 of 41 total points)
- .596, Ramsey Williams, Moanalua vs. Kalaheo (2OT), 2/21/1997, semi (scored 34 of 57 total points)
- .587, Kainoa Chu, Iolani vs. Punahou, 3/6/2010, final (scored 27 of 46 total points)
- .569, Derrick Low, Iolani vs. Kalaheo, 2/23/2002, final (scored 33 of 58 total points)

- .566, Kaleb Gilmore, Kalaheo vs. Iolani, 2/28/2015 final (scored 30 of 53 total points)
- .538, Kyle Pape, Iolani vs. Campbell, 2/25/2005, semi (scored 35 of 65 total points)
- .534, Teva Eldridge, Baldwin vs. Pearl City, 2/22/2013, 5 semi (scored 31 of 58 total points)
- .533, Leroy Lutu, University vs. Punahou, 3/8/1980, final (scored 32 of 60 total points)

### **FIELD GOALS**

- 17, Sam Johnson, Moanalua vs. Punahou (3OT), 3/13/1981, semi (17-31 FG)
- 15, Ia Saipaia, Punahou vs. Kailua, 3/8/1975, final (15-23 FG)
- 14, Levi Bartholomew, Waiakea vs. Mililani (2OT), 2/27/2003, cons, (14-22 FG)
- 14, Kahi Villa, Kamehameha vs. Hilo, 3/10/1994, Qtr, (14 FG)
- 14, Randy Borden, Kaimuki vs. Punahou, 3/6/1971, 3<sup>rd</sup>, (14 FG)
- 14, Mariano Facuri, St. Anthony vs. Leilehua, 3/4/1966, 5 semi (14 FG)

### **FIELD-GOAL PERCENTAGE (Minimum 10 FGM)**

- 100% (11-11), Beau Albrechtson, Kaimuki vs. Saint Louis, 2/21/2007, Qtr.
- 100% (10-10), Les Kahalekai, Kamehameha vs. Hilo, 3/4/1966, semi

### **THREE-POINT FIELD GOALS MADE (Since 1988-89 season)**

- 8, Alikea Smith, Kalaheo vs. Baldwin, 3/12/1994, 3<sup>rd</sup>
- 7, Ronnie Bumanglag, Moanalua vs. Molokai, 3/6/1992, 5 semi
- 6, Derek Gabriel, Honokaa vs. Mililani, 2/25/2000, confin
- 6, Ramsey Williams, Moanalua vs. Kalaheo, 2/21/1997, semi
- 6, Jacob Abeytia, Baldwin vs. Roosevelt, 3/3/1995, 5 semi
- 6, Kai Machida, Roosevelt vs. Moanalua, 3/7/1992, 5<sup>th</sup>

### **FREE THROWS MADE**

- 18, D.C. Daniels, Kalaheo vs. Iolani, 2/24/2001, final (18-22 FT)
- 18, Kaleb Gilmore, Kalaheo vs. Iolani, 2/28/2015, final (18-20 FT)
- 16, Teddy Agullana, Castle vs. Waiakea, 3/10/1990, confin (16-17 FT)
- 16, Leroy Lutu, University vs. Punahou, 3/8/1980, final (16-17 FT)
- 16, Kaleb Gilmore, Kalaheo vs. Punahou, 2/26/2015, Qtr (16-17 FT)
- 15, Joe Estrella, St. Joseph vs. St. Anthony, 3/8/1969, 5<sup>th</sup> (15 FTM)
- 15, Brad Stewart, University vs. Farrington, 3/10/1988, Qtr, (15-22 FT)
- 14, Chris Aiwohi-Kegler, KS Hawaii vs. Campbell, 2/23/2006, 5 semi (14-17 FT)
- 14, Kyle Pape, Iolani vs. Kalaheo, 2/24/2005, Qtr (14-15 FT)
- 14, Jonny Philbrick, Kailua vs. KS-Hawaii, 2/9/2023, 5 semi, (14-15 FT)

**FREE THROWS ATTEMPTED**

22, D.C. Daniels, Kalaheo vs. Iolani, 2/24/2001, final (18-22 FT)  
22, Brad Stewart, University vs. Farrington, 3/10/1988, Qtr, (15-22 FT)

**FREE-THROW PERCENTAGE (Min. 10 FTM)**

100% (13-13) Teva Eldridge, Baldwin vs. Pearl City, 2/22/2013, 5 semi.  
100% (11-11) Kyle Pape, Iolani vs. Campbell, 2/25/2005, semi.

100% (10-10) Ramsey Williams, Moanalua vs. Kalaheo, 2/21/1997, semi.  
100% (10-10) Ricky Leong, Maryknoll vs. Baldwin, 3/12/1982, semi.

**MOST REBOUNDS**

21 Brad Anae, Kahuku vs. Punahou, 2/19/2016, semi  
20 Levi Bartholomew, Waiakea vs. Mililani, 2/27/2003, cons.  
20 Leonard Ah You, Kahuku vs. Campbell, 2/8/2023, qtr



Kalaheo's Caleb Gilmore is the last player to score 30 or more points in a championship game. (30 vs. Iolani in the 2015 title game.)



Sam Johnson of Moanalua owns the single game record of 43 points in a triple overtime thriller against Punahou in the 1981 semifinal.



Alika Smith of Kalaheo hit a record eight 3-point field goals against Baldwin in 1994. Smith went on to play for the University of Hawai'i. (Star-Advertiser photo)



The Iolani Raiders captured their 10<sup>th</sup> HHSAA boys basketball title in 2014 with a 43-40 win over Farrington. (HHSAA photo)

## Team Records

### **MOST POINTS (Game)**

- 105, University vs. Hilo (57), 3/8/1984, cons (47 FG, 11-13 FT)
- 101, Hilo vs. Kahuku (87) (OT), 3/1/1996, 5 semi (35 FG, 6 3FG, 25-28 FT)
- 93, Kalaheo vs. Waimea (36), 2/21/2006, 1<sup>st</sup> (34 FG, 3 FG, 22-29 FT)
- 92, Kamehameha vs. St. Anthony (58), 3/7/1964, 3<sup>rd</sup> (stats n/a)
- 92, Kalaheo vs. Baldwin (58), 3/12/1994, 3<sup>rd</sup> (27 FG, 12 3FG, 26-39 FT)
- 91, Hilo vs. Moanalua (87), 3/12/1987, qtr (25 FG, 41-62 FT)
- 90, Kalaheo vs. St. Anthony (64), 3/3/1993, 1<sup>st</sup> (stats n/a)
- 88, Hilo vs. Waimea (65), 2/19/1998, cons (stats n/a)
- 87, Moanalua (L) vs. Hilo (91), 3/12/1987, qtr (33 FG, 21-31 FT)
- 87, Maryknoll vs. Hilo (55), 3/14/1987, 3<sup>rd</sup> (32 FG, 23-34 FT)
- 87, Kalaheo vs. Hilo (68), 3/3/1995, semi (33 FG, 2 3FG, 19-31 FT)
- 87, Kahuku (L) vs. Hilo (101) (OT), 3/1/1996, 5 semi (31 FG, 2 3FG, 23-42 FT)
- 87, Kahuku vs. Kalaheo (45), 2/15/2017, qtr (35 FG, 5 3FG, 12-14 FT)
- 86, Hilo vs. Maui (60), 3/3/1967, qtr (38 FG, 10-20 FT)
- 86, Waiakea vs. Mililani (80) (2OT), 2/27/2003, cons (stats n/a)
- 86, KS Kapalama vs. Baldwin (38), 2/16/2011, 1<sup>st</sup> (stats n/a)

### **MOST POINTS (In a loss)**

- 87, Moanalua vs. Hilo (91), 2/12/1987, qtr
- 87, Kahuku vs. Hilo (101), 3/1/1996, 5 semi

### **MOST POINTS (First Quarter)**

- 30, Kalaheo vs. Waimea, 2/21/2006, 1st
- 28, Punahou vs. Konawaena, 2/15/2017, qtr
- 27, Saint Louis vs. Kauai, 3/5/1964, 5 semi
- 27, Punahou vs. Kapaa, 3/6/1969, qtr
- 27, University vs. Hilo, 3/8/1984, cons
- 27, Punahou vs. Kapaa, 2/17/1999, qtr
- 26, Roosevelt vs. Baldwin, 3/4/1992, 1st
- 26, Moanalua vs. Hilo, 2/18/1998, 1st
- 26, lolani vs. Radford, 2/17/2011, qtr
- 25, Hilo vs. Kamehameha, 3/6/1964, semi
- 25, Mililani vs. Lanai, 3/7/1984, 1st
- 25, lolani vs. St. Joseph, 3/8/1989, 1st
- 25, lolani vs. Castle, 2/21/2002, qtr
- 25, lolani vs. Baldwin, 2/20/2007, 1st

### **MOST POINTS (Second Quarter)**

- 34, University vs. Hilo, 3/8/1984, cons
- 32, Farrington vs. St. Joseph, 3/15/1986, confin
- 29, Punahou vs. Farrington, 3/2/1984, playin
- 29, Kalani vs. Kapaa, 2/18/1999, 5 semi
- 27, University vs. Hilo, 3/7/1980, semi
- 27, Roosevelt vs. Punahou, 3/6/1992, 5 semi
- 27, Kalaheo vs. KS Hawaii, 2/23/2007, 3rd
- 27, KS Kapalama vs. Baldwin, 2/16/2011, 1st
- 27, Mililani vs. KS Hawaii, 2/20/2013, 1<sup>st</sup>

### **MOST POINTS (First Half)**

- 61, University vs. Hilo (32), 3/8/1984, cons
- 55, Farrington vs. St. Joseph (28), 3/15/86, confin
- 51, Mililani vs. KS Hawaii (28), 2/20/2013, 1st
- 50, KS Kapalama vs. Baldwin (14), 2/16/2011, 1st
- 48, Castle vs. Waiakea (34), 3/10/1990, confin
- 47, Hilo vs. Waimea (36), 3/8/1962, qtr
- 47, Hilo vs. Maui (30), 3/2/1967, qtr
- 47, Mililani vs. Lanai (29), 3/7/1984, 1st
- 47, Kalaheo vs. Baldwin (30), 3/12/1994, 3rd

### **MOST POINTS (Third Quarter)**

- 31, Kamehameha vs. St. Anthony, 3/7/1964, 5th
- 31, Kapolei vs. Moanalua, 2/23/2012, cons
- 30, Punahou vs. Waimea, 3/7/1974, qtr
- 30, Kalaheo vs. Baldwin, 3/12/1994, 3rd
- 30, Punahou vs. Waiakea, 2/23/2001, cons
- 28, Kalaheo vs. Waimea, 2/21/2006, 1st
- 28, Baldwin vs. Maryknoll, 2/20/2014, qtr
- 28, Kalaheo vs. Maui, 2/13/2017, 1st
- 27, Molokai vs. Roosevelt, 3/7/1992, 5th
- 27, lolani vs. KS Maui, 2/22/2008, 5 semi
- 27, Kalaheo vs. Waiakea, 2/16/2017, 5 semi

### **MOST POINTS (Fourth Quarter)**

- 35, Radford vs. Kamehameha, 3/5/1988, playin
- 32, Kahuku vs. Hilo, 3/1/1996, 5 semi
- 32, Kalani vs. Waiakea, 2/17/1999, qtr
- 31, Kaimuki vs. Keaau, 3/4/2009, 1st
- 31, Moanalua vs. Farrington, 2/22/2013, confin
- 30, Kalaheo vs. Hilo, 3/3/1995, semi
- 30, Kalaheo vs. Waiakea, 2/20/1997, qtr
- 30, Kalaheo vs. KS Hawaii, 2/23/2007, 3rd
- 30, Farrington vs. Moanalua, 2/22/2013, confin
- 30, Campbell vs. Maryknoll, 2/22/2014, 3<sup>rd</sup>
- 30, Leilehua vs. Waiakea, 2/17/2009, 1st

### **MOST POINTS (Second Half)**

- 55, Kamehameha vs. St. Anthony (30), 3/7/1964, 5th
- 52, Kalaheo vs. St. Anthony (42), 3/3/1993, 1st
- 52, Kalaheo vs. Hilo (36), 3/3/1995, semi
- 51, Kahuku vs. Hilo (43), 3/1/1996, 5 semi
- 51, Mililani vs. Waiakea (32), 2/21/2002, qtr
- 51, Kalaheo vs. Waimea (17), 2/21/2006, 1st
- 51, Kaimuki vs. Keaau (33), 3/4/2009, 1st

### **MOST POINTS (First Overtime)**

- 19, Hilo vs. Kahuku, 3/1/1996, 5 semi
- 19, Pearl City vs. Moanalua, 2/20/2013, 1st
- 14, lolani vs. Kohala, 2/17/1999, cons
- 14, Kalaheo vs. Punahou, 2/22/2013, semi
- 12, Waiakea and Mililani, 2/27/2003, cons
- 12, Waiakea vs. Hilo, 3/4/1995, 3rd
- 12, Hilo vs. Punahou, 3/7/1964, final
- 11, St. Joseph vs. Saint Louis, 2/22/1958, final
- 11, Aiea vs. Kapaa, 2/19/1997, 1st
- 11, Saint Louis vs. Roosevelt, 2/24/2000, semi
- 11, Radford vs. Keaau, 3/5/2009, cons
- 11, Kahuku vs. lolani, 2/16/2017, semi

### **MOST POINTS (Second Overtime)**

- 17, Baldwin vs. Seabury Hall, 2/22/1997, 5th
- 14, Waiakea vs. Mililani, 2/27/2003, cons
- 11, Kailua vs. University, 3/12/1982, semi
- 11, lolani vs. Kalaheo, 2/21/1998, final



### **MOST POINTS (Third Overtime)**

- 12, Kamehameha vs. Hilo, 3/7/1992, final
- 9, Hilo vs. Kamehameha, 3/7/1992, final
- 7, Baldwin vs. Moanalua, 3/15/1986, 5<sup>th</sup>
- 4, Punahou vs. Moanalua, 3/13/1981, semi

### **MOST POINTS (Fourth Overtime)**

- 11, Kalaheo vs. Pearl City, 3/15/1986, 3rd

### **FEWEST POINTS (Game)**

- 19, KS-Maui vs. Maryknoll (41), 2/8/2023, qtr (7 FG, 0-11 3FG, 5-14 FT)
- 20, Waimea vs. Punahou (60), 3/5/1970, qtr (9 FG, 2-10 FT)
- 21, Hilo vs. Iolani (57), 2/24/2022, qtr (8-45 FG, 2-20 3FG, 3-10 FT)
- 22, Waimea vs. Saint Louis (66), 3/9/1961, qtr (10 FG, 2-7 FT)
- 24, Radford vs. Iolani (64), 2/17/2011, qtr (8 FG, 2 3FG, 6-9 FT)
- 26, Pearl City vs. Acad. of the Pacific (46), 2/22/2012, 1st (9 FG, 8-14 FT)
- 27, Kapaa vs. Saint Louis (61), 2/28/1957, qtr (stats n/a)
- 27, Waialua vs. Hilo (51), 2/28/1957, qtr (stats n/a)
- 27, Hilo vs. Farrington (48), 3/3/1960, qtr (stats n/a)
- 27, Molokai vs. Punahou (55), 3/9/1961, qtr (stats n/a)
- 27, Molokai vs. Hilo (52), 2/28/1963, qtr (stats n/a)
- 27, Lanai vs. Hilo (59), 3/6/1969, qtr (stats n/a)
- 27, Pearl City vs. Maryknoll (61), 3/8/1984, qtr (stats n/a)
- 27, St. Anthony vs. Leilehua (57), 3/5/1993, cons (n/a)
- 27, Honokaa vs. Waimea (35), 2/23/2006, cons, (11-39 FG, 2-13 3FG, 3-9 FT)
- 27, Kalaheo vs. Lahainaluna (57), 2/19/2014, 1st (10-32 FG, 2-12 3FG, 5-9 FT)
- 27, Campbell vs. Iolani (29), 2/27/2015, semi (12-35 FG, 3-8 3FG, 0-2 FT)
- 27, Baldwin vs. Iolani (43), 2/18, 2016, qtr (11-46 FG, 1-4 3FG, 4-5 FT)

### **FEWEST POINTS (In a win)**

- 29, Iolani vs. Campbell (27), 2/27/2015, semi
- 30, KS Kapalama vs. Kealakehe (28), 2/20/2002, 1<sup>st</sup>
- 31, Waipahu vs. Waimea (28), 2/28/1963, qtr

### **FEWEST POINTS (First Quarter)**

- 1, Lanai vs. Hilo, 3/6/1969, qtr
- 1, Waiakea vs. Maryknoll, 3/11/1982, qtr
- 1, Waimea vs. Honokaa, 2/23/2006, cons
- 2, Waimea vs. Saint Louis, 3/9/1961, qtr
- 2, St. Anthony vs. Punahou, 2/28/1963, qtr
- 2, St. Anthony vs. Waimea, 3/1/1963, 5 semi
- 2, Baldwin vs. Kalaheo, 3/13/1986, qtr
- 2, Kaimuki vs. Saint Louis, 3/8/1989, 1st
- 2, Kaimuki vs. Saint Louis, 3/4/1993, qtr
- 2, Waimea vs. Kaimuki, 2/18/1998, 1st
- 2, Lahainaluna vs. Roosevelt, 2/23/2000, qtr
- 2, Campbell vs. Saint Louis, 2/20/2007, 1st
- 2, Leilehua vs. Campbell, 2/19/2014, 1st
- 2, Farrington vs. Iolani, 2/22/2014, final
- 2, Iolani vs. Campbell, 2/27/2015, semi
- 2, Mililani vs. Saint Louis, 2/26/2022, final

### **FEWEST POINTS (Second Quarter)**

- 1, Honokaa vs. KS Kapalama, 2/16/2008, playin
- 2, Lanai vs. Kaimuki, 2/28/1957, qtr
- 2, Iolani vs. Baldwin, 2/29/1996, qtr
- 2, Baldwin vs. Iolani, 2/18/2016, qtr
- 2, Iolani vs. Kahuku, 2/16/2017, semi

- 2, Hilo vs. Iolani, 2/24/2022, qtr
- 2, Maryknoll vs. Mililani, 2/24/2022, qtr
- 2, Saint Louis vs. Baldwin, 2/25/2022, semi
- 2, KS-Maui vs. Maryknoll, 2/8/2023, qtr
- 3, Waimea vs. Farrington, 2/26/1959, qtr
- 3, St. Joseph vs. Pearl City, 3/12/1986, 1st
- 3, Pearl City vs. Maryknoll, 3/14/1986, semi
- 3, Kaimuki vs. Moanalua, 3/11/1994, 5 semi
- 3, Seabury Hall vs. Hilo, 2/20/1997, qtr
- 3, Waiakea vs. Kalaheo, 2/20/1997, qtr
- 3, Seabury Hall vs. Waiakea, 2/20/1998, 5 semi
- 3, Kapaa vs. Punahou, 2/17/1999, qtr
- 3, Radford vs. Kalaheo, 2/25/2000, 5th
- 3, Mililani vs. Kalaheo, 2/21/2013, qtr

### **FEWEST POINTS (First Half)**

- 7, Honokaa (6-1st, 1-2nd) vs. KS Kapalama, 2/16/2008, playin
- 7, Mililani (4-1st, 3-2nd) vs. Kalaheo, 2/21/2013, qtr
- 7, Kailua (3-1st, 4-2nd) vs. Maryknoll, 2/22/2019, semis
- 8, KS-Maui (6-1st, 2-2nd) vs. Maryknoll, 2/8/2023, qtr
- 9, Waimea vs. Farrington, 2/26/1959, qtr
- 9, Waimea vs. Kahuku, 3/6/1970, 5 semi
- 9, Pearl City vs. Maryknoll, 3/8/1984, qtr
- 9, Waiakea vs. Punahou, 3/12/1987, qtr
- 9, Saint Louis vs. Kalaheo, 3/4/1995, final
- 9, Kaimuki vs. Iolani, 2/24/2006, final
- 9, Leilehua vs. Kalaheo, 2/20/2014, cons
- 9, Hilo vs. Iolani, 2/24/2022, qtr

### **FEWEST POINTS (Third Quarter)**

- 1, Hilo vs. Lanai, 3/8/1968, 5 semi
- 2, Molokai vs. Baldwin, 3/3/1960, qtr
- 2, Saint Louis vs. Laupahoehoe, 3/4/1960, semi
- 2, Waimea vs. Punahou, 3/5/1970, qtr
- 2, Hilo vs. Punahou, 3/7/1975, semi
- 2, Leilehua vs. Kamehameha, 3/11/1976, qtr
- 2, Punahou vs. Radford, 3/12/1977, final
- 2, Lahainaluna vs. University, 3/6/1980, qtr
- 2, Radford vs. Roosevelt, 3/9/1990, 5 semi
- 2, Baldwin vs. Kalaheo, 3/8/1991, semi
- 2, Pearl City vs. Punahou, 3/4/1992, 1st
- 2, Punahou vs. Aiea, 3/5/1993, semi
- 2, Mililani vs. Punahou, 2/21/2008, qtr
- 2, Nanakuli vs. Saint Louis, 3/10/2011, qtr
- 2, Pearl City vs. AOP, 2/22/2012, 1<sup>st</sup>
- 2, Campbell vs. Iolani, 2/27/2015, semi
- 2, KS-Maui vs. Maryknoll, 2/8/2023, qtr

### **FEWEST POINTS (Fourth Quarter)**

- 0, University vs. Kailua, 3/12/1982, semi
- 1, Baldwin vs. Kaiser, 3/1/1996, 5 semi
- 2, Hilo vs. Farrington, 2/27/1959, semi
- 2, Kailua vs. University, 3/12/1982, semi
- 2, Baldwin vs. Punahou, 2/23/2002, confin
- 2, Kalaheo vs. Waiakea, 2/21/2014, confin
- 3, Baldwin vs. Laupahoehoe, 3/5/1960, 3rd
- 3, Kauai vs. St. Joseph, 3/4/1965, qtr
- 3, Hilo vs. Kapaa, 3/10/1978, 5 semi
- 3, Kapaa vs. Hilo, 3/10/1978, 5 semi
- 3, Baldwin vs. Roosevelt, 2/17/2011, cons

### **FEWEST POINTS (Second Half)**

- 7, Waimea vs. Punahou, 3/5/1970, qtr
- 7, Baldwin vs. Kaiser, 3/1/1996, 5 semi
- 8, Lanai vs. Hilo, 3/8/1968, 5 semi
- 8, Pearl City vs. AOP, 2/22/2012, 1<sup>st</sup>

### **FEWEST POINTS (First Overtime)**

0, Hilo vs. Kapaa, 3/10/1978, 5 semi  
0, Waipahu and Hilo, 3/8/1980, 3rd  
0, Punahou and Moanalua, 3/13/1981, semi  
0, Pearl City vs. Punahou, 3/10/1984, 5th  
0, Hilo and Kalaheo, 3/6/1992, semi  
0, Hilo and Kamehameha, 3/7/1992, final

### **FEWEST POINTS (Second Overtime)**

0, Punahou and Moanalua, 3/13/1981, semi  
0, Waipahu vs. Punahou, 3/9/1984, 5 semi  
0, Kalaheo and PC, 3/15/1986, 3rd  
0, Kalaheo vs. Hilo, 3/6/1992, semi  
0, Baldwin vs. Kalaheo, 2/20/2016, 5<sup>th</sup>  
1, Hilo vs. Kalaheo, 3/6/1992, semi

### **FEWEST POINTS (Third Overtime)**

3, Moanalua vs. Punahou, 3/13/1981, semi  
2, Kalaheo and Pearl City, 3/15/1986, 3rd  
2, Moanalua, Baldwin, 3/15/1986, 5th

### **FEWEST POINTS (Fourth Overtime)**

3, Pearl City vs. Kalaheo, 3/15/1986, 3rd

### **LARGEST FIRST HALF LEAD**

36, KS Kapalama (50) vs. Baldwin (14), 2/16/2011, 1st  
29, University (61) vs. Hilo (32), 3/8/1984, cons  
29, Punahou (39) vs. Kapaa (10), 2/17/1999, qtr  
28, Kamehameha (45) vs. Kaimuki (17), 3/4/1971, semi  
28, lolani (45) vs. Castle (17), 2/21/2002, qtr  
28, lolani (37) vs. Hilo (9), 2/24/2022, qtr  
27, Kahuku (46) vs. Kalaheo (19), 2/15/2017, qtr

### **LARGEST 2ND HALF DIFFERENCE (3<sup>rd</sup> qtr-4<sup>th</sup> qtr)**

34, Punahou (29+15=44), Kapaa (2+8=10), 3/8/1979, qtr  
34, Kalaheo (28+23=51), Waimea (9+8=17), 2/21/2006, 1st  
31, lolani (18+23=41), Baldwin (3+7=10), 3/11/1994, semi  
30, Kamehameha (16+26=42), Leilehua (2+10=12,  
3/11/1976, qtr

### **LARGEST WINNING MARGIN**

57, Kalaheo (93) vs. Waimea (36), 2/21/2006, 1st  
48, KS Kapalama (86) vs. Baldwin (38), 2/16/2011, 1st  
48, University (105) vs. Hilo (57), 3/8/1984, cons  
48, Punahou (77) vs. Kapaa (29) 3/8/1979, qtr  
44, Saint Louis (66) vs. Waimea (22), 3/9/1961, qtr  
43, Kamehameha (79), Leilehua (36), 3/11/1976, qtr  
43, Punahou (83) vs. Konawaena (40), 2/27/2015, 5 semi  
42, Kahuku (87) vs. Kalaheo (45), 2/15/2017, qtr  
41, Saint Louis 76 vs. Kauai (35), 3/5/1965, 5semi  
40, lolani (64) vs. Radford (24), 2/17/2011, qtr

### **MOST POINTS BY LOSING TEAM**

87, Moanalua (87) vs. Hilo (91), 3/12/1987, qtr  
87, Kahuku (87) vs. Hilo (101) (OT), 3/1/1996, 5 semi  
80, Roosevelt (80) vs. Molokai (82), 3/7/1992, 5<sup>th</sup>  
80, Mililani (80) vs. Waiakea (86) (OT), 2/27/2003, cons  
75, Kalani (75) vs. Waiakea (85), 2/17/1999, qtr  
73, Lahainaluna (73) vs. Moanalua (84), 3/13/1986, 5 semi  
73, Hilo (73) vs. Kamehameha (76) (3OT), 3/7/1992, final

### **FEWEST POINTS BY WINNING TEAM**

29, lolani (29) vs. Campbell (27), 2/27/2015, semi  
30, KS Kapalama (30) vs. Kealakehe (28), 2/20/2002, 1st  
31, Waipahu (31) vs. Waimea (28), 2/28/1963, qtr  
31, Farrington (31) vs. McKinley (24), 2/22/2008, semi  
33, Kaiser (33) vs. Baldwin (32), 3/1/1996, 5 semi  
35, Baldwin (35) vs. Radford (32), 2/23/2000, qtr

35, Waimea (35) vs. Honokaa (27), 2/23/2006, cons

### **MOST FIELD GOALS MADE**

47, University (105) vs. Hilo (57), 3/8/1984, cons  
(47 FG, 11-13 FT)  
38, Hilo (86) vs. Maui (60), 3/3/1967, qtr (38 FG, 10-20 FT)  
35, Hilo (101) vs. Kahuku (87) (OT), 3/1/1996, 5 semi  
(35 FG, 6 3FG, 25-28 FT)  
35, Kahuku (87) vs. Kalaheo (45), 2/15/2017, qtr  
(35 FG, 5 3FG, 12-14 FT)

### **FEWEST FIELD GOALS MADE**

7, KS-Maui (19) vs. Maryknoll (41), 2/8/2023, qtr  
(7-31 FG, 0-11 3FG, 5-14 FT)  
8, Radford (24) vs. lolani (64), 2/17/2011, qtr  
(8 FG, 2 3FG, 6-9 FT)  
8, Hilo (21) vs. lolani (57), 2/24/2022, qtr  
(8-45 FG, 2-20 3FG, 3-10 FT)  
9, Waimea (20) vs. Punahou (60), 3/5/1970, qtr  
(9 FG, 2-10 FT)  
9, Pearl City (26) vs. Acad. of the Pacific (46), 2/22/2012,  
1st (9 FG, 8-14 FT)  
9, Moanalua (34) vs. Saint Louis (47), 2/9/2023, semi  
(9-27 FG, 1-8 3FG, 15-22 FT)  
10, Waimea (22) vs. Saint Louis (66), 3/9/1961, qtr  
(10 FG, 2-7 FT)

### **THREE-POINT FIELD GOALS MADE**

12, Kalaheo (92) vs. Baldwin (58), 3/12/1994, 3rd  
12, Punahou (83) vs. Konawaena (40), 2/27/2015, 5 semi

### **FREE THROWS MADE**

41, Hilo (91) vs. Moanalua (87), 3/12/1987, qtr (41-62 FT)

### **FEWEST FREE THROWS MADE**

1, Kapaa (29) vs. Punahou (77), 3/8/1979, qtr (1-3 FT)  
1, Kahuku (37) vs. Punahou (45), 3/11/1987, 1st (1-4 FT)  
1, Baldwin (59) vs. Roosevelt (65), 3/3/1995, 5 semi  
(1-11 FT)

### **FREE THROWS ATTEMPTED**

62, Hilo (91) vs. Moanalua (87), 3/12/1987, qtr (41-62 FT)

### **FEWEST FREE THROWS ATTEMPTED**

3, Kapaa (29) vs. Punahou (77), 3/8/1979, qtr (1-3 FT)  
4, Kahuku (37) vs. Punahou (45), 3/11/1987, 1st (1-4 FT)

## **TWO-TEAM RECORDS**

### **MOST POINTS IN A GAME**

188, Hilo (101), Kahuku (87), 3/1/1996, 5 semi (OT)  
178, Hilo (91), Moanalua (87), 3/12/1987, qtr  
166, Waiakea (86), Mililani (80), 2/27/2003, cons (2OT)  
162, University (105), Hilo (57), 3/8/1984, cons  
160, Waiakea (85), Kalani (75), 2/17/1999, qtr

### **MOST POINTS IN A HALF (First Half)**

90, Punahou (46), Farrington (44), 3/2/1984, playin

### **MOST POINTS IN A HALF (Second Half)**

98, Kalaheo (50), Waiakea (48), 2/16/2017, 5 semi  
94, Roosevelt (48), Molokai (46), 3/7/1992, 5th  
94, Kalaheo (52), St. Anthony (42), 3/3/1993, 1st  
94, Kahuku (51), Hilo (43), 3/1/1996, 5 semi  
93, Farrington (48), Moanalua (45), 2/22/2013, confin  
91, Maryknoll (49), Campbell (42), 2/22/2014, 3<sup>rd</sup>

### **FEWEST POINTS IN A GAME**

56, Iolani (29), Campbell (27), 2/27/2015, semi  
58, KS Kapalama (30), Kealakehe (28), 2/20/2002, 1st  
59, Waipahu (31), Waimea (28), 2/28/1963, qtr  
60, Maryknoll (41), KS-Maui (19), 2/8/2023, qtr  
62, Waimea (35), Honokaa (27), 2/23/2006, cons

### **FEWEST POINTS IN A HALF (First Half)**

23, Campbell (13), Maryknoll (10), 2/9/2023, semi  
25, Maryknoll (17), KS-Maui (8), 2/8/2023, qtr  
26, Campbell (16), Iolani (10), 2/27/2015, semi  
27, Maryknoll (20), Kailua (7), 2/22/2019, semi  
27, Baldwin (14), Saint Louis (13), 2/25/2022, semi

### **LONGEST GAME (MOST OVERTIMES)**

4, Kalaheo (60) vs. Pearl City (52), 3/15/1986, 3<sup>rd</sup>  
3, Punahou (59) vs. Moanalua (58), 3/13/1981, semi  
3, Kamehameha (76) vs. Hilo (73), 3/7/1992, final  
3, Baldwin (68) vs. Moanalua (63), 3/15/1986, 5th  
3, KS Kapalama (63) vs. Kaimuki (57), 3/6/2009, semi

## **TEAM APPERANCES**

### **MOST APPERANCES**

44, Punahou, 1958-2019  
43, Hilo, 1957-2022  
40, Baldwin, 1960-2022  
36, Kalaheo, 1976-2020  
33, Kahuku, 1958-2023  
29, KS Kapalama, 1959-2020  
27, Iolani, 1975-2022  
26, Lahainaluna, 1957-2023  
25, Saint Louis, 1957-2023  
24, Moanalua, 1979-2023  
22, Waiakea, 1982-2020  
21, Kapaa, 1957-2001

### **LONGEST DROUGHT BETWEEN APPERANCES**

25 years, Kailua (Appeared 1991 then 2016)  
23 years, St. Anthony (Appeared 1970 then 1993)  
22 years, Honokaa (Appeared 1966 then 1988)  
22 years, Kalani (Appeared 1978 then 1999)  
22 years, Kauai (Appeared 1968 then 1990)  
21 years, Farrington (Appeared 1989 then 2010)  
20 years, Pearl City (Appeared 1992 then 2012)

## **MOST CONSECUTIVE APPERANCES (ALL-TIME)**

26, Kalaheo (1984 through 2009)  
17, Hilo (1957 through 1973)  
16, Iolani (1996 through 2011)  
13, Baldwin (1985 through 1997)

## **MOST CONSECUTIVE APPERANCES (CURRENT)**

8, Kahuku (2015 through 2023)  
5, Maryknoll (2018 through 2023)

## **MOST TOURNAMENT GAMES PLAYED:**

148, Punahou (44 app., 106 wins, 42 losses)  
117, Hilo (43 app., 53 wins, 64 losses)  
109, Kalaheo (36 app., 70 wins, 39 losses)  
108, Baldwin (40 app., 41 wins, 67 losses)  
106, Kahuku (33 app., 62 wins, 44 losses)

## **BEST WINNING DIVISION I PCT. (min. 20 games):**

.760, University (8 app., 19 wins, 6 losses)  
.755, Maryknoll (16 app., 40 wins, 13 losses)  
.750, Saint Louis (25 app., 63 wins, 21 losses)  
.747, Iolani (27 app., 68 wins, 23 losses)  
.716, Punahou (44 app., 106 wins, 42 losses)

## **MOST WINS**

106, Punahou (44 appearances, 106 wins, 42 losses)  
70, Kalaheo (36 appearances, 70 wins, 39 losses)  
68, KS Kapalama (29 appearances, 68 wins, 29 losses)  
68, Iolani (27 appearances, 68 wins, 23 losses)  
63, Saint Louis (25 appearances, 63 wins, 21 losses)  
62, Kahuku (33 appearances, 62 wins, 44 losses)  
53, Hilo (43 appearances, 53 wins, 64 losses)

## **MOST CONSECUTIVE TOURNAMENT WINS**

16, Iolani (2/21/2001 through 2/20/2007)  
13, Saint Louis (3/5/65 through 3/3/1972)  
11, Punahou (3/8/1979 through 3/7/1984)

## **MOST LOSSES**

67, Baldwin (40 appearances, 41 wins, 67 losses)  
64, Hilo (43 appearances, 53 wins, 64 losses)  
44, Lahainaluna (26 appearances, 13 wins, 44 losses)  
44, Kahuku (33 appearances, 59 wins, 44 losses)  
42, Punahou (44 appearances, 106, wins, 42 losses)  
40, Kapaa (21 appearances, 11 wins, 40 losses)  
40, Waiakea (22 appearances, 16 wins, 40 losses)

## **MOST STATE CHAMPIONSHIPS**

11, Iolani (27 appearances)  
11, Punahou (44 appearances)  
8, Saint Louis (25 appearances)  
7, KS Kapalama (29 appearances)  
5, Kalaheo (36 appearances)

## **MOST RUNNER-UP FINISHES**

12, Punahou (44 appearances)  
8, KS Kapalama (29 appearances)  
6, Saint Louis (25 appearances)  
6, Kalaheo (36 appearances)  
6, Maryknoll (16 appearances)

## **MOST THIRD PLACE FINISHES**

7, Hilo (43 appearances)  
6, Punahou (44 appearances)  
6, Kalaheo (36 appearances)  
6, Baldwin (40 appearances)

### **MOST FOURTH PLACE FINISHES**

- 9, Hilo (43 appearances)
- 5, Baldwin (40 appearances)
- 4, Punahou (44 appearances)
- 4, Iolani (27 appearances)

### **MOST SIXTH PLACE FINISHES**

- 6, Moanalua (24 appearances)
- 5, Baldwin (40 appearances)
- 5, Kahuku (33 appearances)
- 4, Roosevelt (7 appearances)

### **MOST FIFTH PLACE FINISHES**

- 8, Kalaheo (36 appearances)
- 6, Kahuku (33 appearances)
- 4, Hilo (43 appearances)
- 4, Punahou (44 appearances)



Kahuku head coach Brandyn Akana led the Red Raiders to their first boy's state basketball title in 2017.



Saint Louis head coach Dan Hale is the only coach in HHSAA history to win state titles with two different schools. Punahou (2008) and Saint Louis (2022, 2023). (Scoring Live photo)

# Seeding Records SEEDING YEAR-BY-YEAR

Year	#1 Seed	#2 Seed	#3 Seed	#4 Seed
1957	Saint Louis/Hilo HIL/BIF			
1958	St. Joseph/Saint Louis BIF/HIL			
1959	Kamehameha HIL	Farrington HIL	Hilo BIF	Kahuku ROIA
1960	Farrington HIL	Saint Louis Hilo	Laupahoehoe BIF	Baldwin MIL
1961	Saint Louis ILH	Punahou ILH	St. Anthony MIL	Hilo BIF
1962	Punahou ILH	Kamehameha ILH	Hilo BIF	Radford ROIA
1963	Kamehameha ILH	Punahou ILH	Waipahu ROIA	Hilo BIF
1964	Punahou ILH	Kamehameha ILH	Hilo BIF	St. Anthony MIL
1965	Kamehameha ILH	Saint Louis ILH	St. Joseph BIF	Hilo BIF
1966	Saint Louis ILH	Kamehameha ILH	Kahuku ROIA	Leilehua ROIA
1967	Saint Louis ILH	Hilo BIF	Kahuku ROIA	Punahou ILH
1968	Saint Louis ILH	Punahou ILH	Kahuku ROIA	Kailua ROIA
1969	Punahou ILH	Hilo BIF	Kamehameha ILH	Radford ROIA
1970	Farrington ILH	Punahou ILH	Hilo BIF	Castle ROIA
1971	Kamehameha ILH	Radford OIA	Punahou ILH	Kaimuki OIA
1972	Radford OIA	Punahou ILH	Saint Louis ILH	Kailua OIA
1973	Radford OIA	Punahou ILH	Hilo BIF	Roosevelt OIA
1974	Punahou ILH	Farrington OIA	Radford OIA	Kailua OIA
1975	Kailua OIA	Punahou ILH	Iolani ILH	Leilehua OIA
1976	Kalaheo OIA	Maryknoll ILH	Kamehameha ILH	Hilo BIF
1977	Radford OIA	Punahou ILH	Kahuku OIA	Saint Louis ILH
1978	Radford OIA	Punahou ILH	Baldwin BIF	University ILH
1979	Punahou ILH	University ILH	Waipahu OIA	Baldwin BIF
1980	University ILH	Waipahu OIA	Punahou ILH	Farrington OIA

<b>Year</b>	<b>#1 Seed</b>	<b>#2 Seed</b>	<b>#3 Seed</b>	<b>#4 Seed</b>
1981	Moanalua OIA	Maryknoll ILH	Hilo BIIF	Punahou ILH
1982	Kailua OIA	Maryknoll ILH	Radford OIA	University ILH
1983	Farrington OIA	University ILH	Kohala BIIF	Maui MIL
1984	Kalaheo OIA	Maryknoll ILH	Kohala BIIF	Maui MIL
1985	Kalaheo OIA	Maryknoll ILH	Maui MIL	Hilo BIIF
1986	Maryknoll ILH	Kalaheo OIA	Hilo BIIF	Lahainaluna MIL
1987	Moanalua OIA	Maryknoll ILH	Waiakea BIIF	Lahainaluna MIL
1988	University ILH	Leilehua OIA	Honokaa BIIF	Molokai MIL
1989	Radford OIA	Honokaa BIIF	Kamehameha ILH	Lahainaluna MIL
1990	Punahou ILH	Moanalua OIA	Hilo BIIF	Baldwin MIL
1991	Kalaheo OIA	Hilo BIIF	Kamehameha ILH	Baldwin MIL
1992	Kamehameha ILH	Kalaheo OIA	Hilo BIIF	Molokai MIL
1993	Punahou ILH	Hilo BIIF	Kaimuki OIA	Baldwin MIL
1994	Kalaheo OIA	Iolani ILH	Baldwin MIL	Hilo BIIF
1995	Kalaheo OIA	Saint Louis ILH	Baldwin MIL	Hilo BIIF
1996	Kalaheo OIA	Hilo BIIF	Saint Louis ILH	Baldwin MIL
1997	Iolani ILH	Kalaheo OIA	Baldwin MIL	Hilo BIIF
1998	Iolani ILH	Kalaheo OIA	Waiakea BIIF	Maui MIL
1999	Kalaheo OIA	Punahou ILH	Waiakea BIIF	Maui MIL
2000	Hilo BIIF	Saint Louis ILH	Roosevelt OIA	Baldwin MIL
2001	Kalaheo OIA	Iolani ILH	Honokaa BIIF	Maui MIL
2002	Iolani ILH	Kalaheo OIA	Lahainaluna MIL	Waiakea BIIF
2003	Iolani ILH	Maui MIL	Keaau BIIF	Kalaheo OIA
2004	Iolani ILH	Kalaheo OIA	Maui MIL	Kealakehe BIIF
2005	Iolani ILH	Kahuku OIA	Baldwin MIL	Konawaena BIIF

<b>Year</b>	<b>#1 Seed</b>	<b>#2 Seed</b>	<b>#3 Seed</b>	<b>#4 Seed</b>
2006	Iolani ILH	Kaimuki OIA	KS-Hawaii BIIF	Baldwin MIL
2007	Punahou ILH	Kaimuki OIA	KS-Hawaii BIIF	KS-Maui MIL
2008	Iolani ILH	Konawaena BIIF	Mililani OIA	KS-Maui MIL
2009	KS-Kapalama ILH	Kahuku OIA	Waiakea BIIF	Baldwin MIL
2010	Iolani ILH	Moanalua OIA	Hilo BIIF	Lahainaluna MIL
2011	Iolani ILH	Moanalua OIA	KS-Hawaii BIIF	Lahainaluna MIL
2012	Punahou ILH	Kahuku OIA	KS-Hawaii BIIF	Baldwin MIL
2013	Maryknoll ILH	Kalaheo OIA	King Kekaulike MIL	Konawaena BIIF
2014	Iolani ILH	Farrington OIA	Baldwin MIL	Konawaena BIIF
2015	Punahou ILH	Farrington OIA	Lahainaluna MIL	Konawaena BIIF
2016	Iolani ILH	Kalaheo OIA	Lahainaluna MIL	Waiakea BIIF
2017	Kahuku OIA	Punahou ILH	Lahainaluna MIL	Waiakea BIIF
2018	Maryknoll ILH	Kalaheo OIA	Lahainaluna MIL	KS-Hawaii BIIF
2019	Maryknoll ILH	Moanalua OIA	Lahainaluna MIL	Waiakea BIIF
2020	KS-Kapalama ILH	Moanalua OIA	KS-Hawaii BIIF	Baldwin MIL
2022	Saint Louis ILH	Mililani OIA	Hilo BIIF	Baldwin MIL
2023	Saint Louis ILH	Campbell OIA	KS-Maui MIL	KS-Hawaii BIIF
2024				

## SEEDING BY TEAM/LEAGUE

#1 SEED				
ILH	OIA	MIL	BIIF	KIF
45	20	0	3	0

TEAM	App.	League	Year(s) (*In 1957 and 1958, there were co-#1 seeds)
Iolani	12	ILH	1997-98-2002-03-04-05-06-08-10-11-14-16
Punahou	10	ILH	1962-64-69-74-79-90-93-2007-12-15
Kalaheo	9	OIA	1976-84-85-91-94-95-96-99-2001
Saint Louis	8	HIL/ILH	1957*-58*-61-66-67-68-2022*-*23
KS-Kapalama	7	HIL/ILH	1959-63-65-71-92-2009-20
Radford	5	OIA	1972-73-77-78-89
Maryknoll	4	ILH	1986-2013-18-19
University	2	ILH	1980-88
Moanalua	2	OIA	1981-87
Hilo	2	BIIF	1957*-2000
Farrington	3	OIA1/ILH2	1960-70-83
Kailua	2	OIA	1975-82
St. Joseph	1	BIIF	1958*
Kahuku	1	OIA	2017



#2 SEED				
ILH	OIA	MIL	BIIF	KIF
29	27	1	7	0

TEAM	App.	League	Year(s)
Punahou	11	ILH	1961-63-68-70-72-73-75-77-78-99-2017
Kalaheo	9	OIA	1986-92-97-98-2002-04-13-16-18
Maryknoll	6	ILH	1976-81-82-84-85-87
Hilo	5	BIIF	1967-69-91-93-96
Moanalua	5	OIA	1990-2010-11-19-20
Saint Louis	4	ILH	1960-65-95-2000
Farrington	4	ILH1/OIA3	1959-74-2014-15
KS-Kapalama	3	ILH	1962-64-66
Kahuku	3	OIA	2005-09-12
Iolani	2	ILH	1994-2001
Kaimuki	2	OIA	2006-07
University	2	ILH	1979-83
Maui	1	MIL	2003
Leilehua	1	OIA	1988
Honokaa	1	BIIF	1989
Konawaena	1	BIIF	2008
Radford	1	OIA	1971
Waipahu	1	OIA	1980
Mililani	1	OIA	2022
Campbell	1	OIA	2023

**#3 SEED**

ILH	OIA	MIL	BIIF	KIF
9	11	17	27	0

TEAM	App.	League	Year(s)
Hilo	11	BIIF	1959-62-64-70-73-81-86-90-92-2010-22
Baldwin	6	MIL	1978-94-95-97-2005-14
Lahainaluna	6	MIL	2002-15-16-17-18-19
KS-Hawaii	5	BIIF	2006-07-11-12-20
Waiakea	4	BIIF	1987-98-99-2009
Kahuku	4	ROIA/OIA	1966-67-68-77
KS-Kapalama	4	ILH	1969-76-89-91
Maui	2	MIL	1985-2004
Honokaa	2	BIIF	1988-2001
Saint Louis	2	ILH	1972-96
Punahou	2	ILH	1971-80
Waipahu	2	ROIA/OIA	1963-79
Radford	2	OIA	1974-82
Kohala	2	BIIF	1983-84
Kaimuki	1	OIA	1993
Roosevelt	1	OIA	2000
Keaau	1	BIIF	2003
Mililani	1	OIA	2008
King Kekaulike	1	MIL	2013
Laupahoehoe	1	BIIF	1960
St. Anthony	1	MIL	1961
St. Joseph	1	BIIF	1965
Iolani	1	ILH	1975
KS-Maui	1	MIL	2023

**#4 SEED**

ILH	OIA	MIL	BIIF	KIF
5	13	27	19	0

<b>TEAM</b>	<b>App.</b>	<b>League</b>	<b>Year(s)</b>
Baldwin	12	MIL	1960-79-90-91-93-96-2000-06-09-12-20-22
Hilo	8	BIIF	1961-63-65-76-85-94-95-97
Lahainaluna	5	MIL	1986-87-89-2010-11
Maui	5	MIL	1983-84-98-99-2001
Konawaena	4	BIIF	2005-13-14-15
Waiakea	4	BIIF	2002-16-17-19
Kailua	3	ROIA/OIA	1968-72-74
Molokai	2	MIL	1988-92
KS-Maui	2	MIL	2007-08
Punahou	2	ILH	1967-81
Leilehua	2	ROIA/OIA	1966-75
University	2	ILH	1978-82
Radford	2	ROIA/OIA	1962-69
KS-Hawaii	2	BIIF	2018-23
Kalaheo	1	OIA	2003
Kealakehe	1	BIIF	2004
Kahuku	1	ROIA/OIA	1959
St. Anthony	1	MIL	1964
Castle	1	ROIA/OIA	1970
Kaimuki	1	OIA	1971
Roosevelt	1	OIA	1973
Saint Louis	1	ILH	1977
Farrington	1	OIA	1980

**SEEDING BY SCHOOL****Most times schools were seeded in Division 1**

<b>TEAM</b>	<b>League</b>	<b>Total</b>	<b>#1 seed</b>	<b>#2 seed</b>	<b>#3 seed</b>	<b>#4 seed</b>
Hilo	BIIF	26	2	5	11	8
Punahou	ILH	25	10	11	2	2
Kalaheo	OIA	19	9	9	0	1
Baldwin	MIL	18	0	0	6	12
Iolani	ILH	15	12	2	1	0
Saint Louis	HIL/ILH	15	8	4	2	1
KS-Kapalama	HIL/ILH	14	7	3	4	0
Lahainaluna	MIL	11	0	0	6	5
Radford	ROIA/OIA	10	5	1	2	2
Maryknoll	ILH	10	4	6	0	0
Kahuku	ROIA/OIA	9	1	3	4	1
Farrington	OIA/ILH	8	3	4	0	1
Maui	MIL	8	0	1	2	5
Waiakea	BIIF	8	0	0	4	4
Moanalua	OIA	7	2	5	0	0
KS-Hawaii	BIIF	7	0	0	5	2
Kailua	ROIA/OIA	5	2	0	0	3
Konawaena	BIIF	5	0	1	0	4
University	ILH	4	2	2	0	0
Kaimuki	OIA	4	0	2	1	1
Honokaa	BIIF	3	0	1	2	0
Leilehua	ROIA/OIA	3	0	1	0	2
Waipahu	ROIA/OIA	3	0	1	2	0
KS-Maui	MIL	3	0	0	1	2
St. Joseph	BIIF	2	1	0	1	0
Kohala	BIIF	2	0	0	2	0
Molokai	MIL	2	0	0	0	2
Roosevelt	OIA	2	0	0	1	1
St. Anthony	MIL	2	0	0	1	1
Mililani	OIA	2	0	1	1	0
Castle	ROIA/OIA	1	0	0	0	1
Keaau	BIIF	1	0	0	1	0
Kealakehe	BIIF	1	0	0	0	1
King Kekaulike	MIL	1	0	0	1	0
Laupahoehoe	BIIF	1	0	0	1	0
Campbell	OIA	1	0	1	0	0

<b>Seeding by schools (all division)</b>		
TEAM	League	Overall
Hilo	BIIF	26
Punahou	ILH	25
Kalaheo	OIA	20
Baldwin	MIL	18
Iolani	ILH	15
Saint Louis	HIL/ILH	15
KS-Kapalama	HIL/ILH	14
Lahainaluna	MIL	11
Radford	ROIA/OIA	10
Maryknoll	ILH	10
Farrington	OIA/ILH	10
Kahuku	ROIA/OIA	9
Maui	MIL	8
Waiakea	BIIF	8
Seabury Hall	MIL	8
University	ILH	7
Moanalua	OIA	7
KS-Hawaii	BIIF	7
Kailua	ROIA/OIA	6
Kohala	BIIF	6
Konawaena	BIIF	5
Saint Francis	ILH	5
Roosevelt	OIA	5
Kaimuki	OIA	4
Honokaa	BIIF	4
St. Joseph	BIIF	4
Molokai	MIL	4
Hawaii Prep	BIIF	4
Kapaa	KIF	4

<b>Div. 1 seeding by school</b>				
Total	#1 seed	#2 seed	#3 seed	#4 seed
26	2	5	11	8
25	10	11	2	2
19	9	9	0	1
18	0	0	6	12
15	12	2	1	0
15	8	4	2	1
14	7	3	4	0
11	0	0	6	5
10	5	1	2	2
10	4	6	0	0
8	3	4	0	1
9	1	3	4	1
8	0	1	2	5
8	0	0	4	4
0				
4	2	2	0	0
7	2	5	0	0
7	0	0	5	2
5	2	0	0	3
2	0	0	2	0
5	0	1	0	4
0				
2	0	0	1	1
4	0	2	1	1
3	0	1	2	0
2	1	0	1	0
2	0	0	0	2
0				
0				

<b>Div. 2 seeding by school</b>				
Total	#1 seed	#2 seed	#3 seed	#4 seed
0				
0				
1	1	0	0	0
0				
0				
0				
0				
0				
2	1	1	0	0
0				
0				
8	0	2	4	2
3	1	1	0	1
0				
0				
1	0	1	0	0
4	1	1	2	0
0				
5	5	0	0	0
3	1	1	0	1
0				
1	0	0	0	1
2	0	0	1	1
2	0	0	0	2
4	1	1	1	1
4	0	0	2	2



**HHSAA DIVISION I BASKETBALL CHAMPIONS – BOYS** 1957-82 (8-team tournament), 1983-present (12-team tournament)

Year	Champion	League	Head Coach	Score	Runner-up	Third Place	Fourth Place	Fifth Place	Consolation
2024									
2023	Saint Louis (8)	ILH	Dan Hale (3)	41-39	Campbell	Maryknoll (5)	Moanalua (3)	Kahuku (6)	
2022	Saint Louis (7)	ILH	Dan Hale (2)	57-34	Mililani	Iolani (3)	Baldwin (5)	Maryknoll	
2020	Maryknoll (3)	ILH	Kelly Grant (3)	46-33	KS-Kapalama (8)	Kahuku (5)	Damien	Moanalua (3)	
2019	Maryknoll (2)	ILH	Kelly Grant (2)	50-34	Punahou (12)	Iolani (2)	Kailua (2)	Kapolei	
2018	Punahou (11)	ILH	Darren Matsuda (2)	64-37	Kahuku (4)	Maryknoll (4)	Moanalua (2)	Lahainaluna (3)	
2017	Kahuku	OIA	Brandyn Akana	70-55	Punahou (11)	Lahainaluna (2)	Iolani (4)	Kalaheo (8)	
2016	Iolani (11)	ILH	Dean Shimamoto (3)	45-40	Punahou (10)	Kahuku (4)	Kaiser	Kalaheo (7)	McKinley
2015	Kalaheo (5)	OIA	Alika Smith (2)	53-45	Iolani (4)	Campbell	Kahuku (3)	Lahainaluna (2)	Moanalua
2014	Iolani (10)	ILH	Dean Shimamoto (2)	43-40	Farrington (2)	Maryknoll (3)	Campbell (2)	Konawaena	Waiakea
2013	Kalaheo (4)	OIA	Alika Smith (1/2)	60-54 (OT)	Maryknoll (6)	Punahou (6)	Konawaena	Baldwin (3)	Farrington (2)
2012	Punahou (10)	ILH	Darren Matsuda	59-52	Kahuku (3)	Baldwin (6)	KS-Hawaii (2)	Acad. Pacific	Kapolei
2011	KS-Kapalama (7)	ILH	Jesse Nakanishi (2)	64-53	Iolani (3)	Kahuku (3)	Acad. Pacific	Radford (2)	Mililani (3)
2010	Iolani (9)	ILH	Dean Shimamoto	46-43	KS-Kapalama (7)	Punahou (5)	Kahuku (2)	Mililani	KS-Maui
2009	KS-Kapalama (6)	ILH	Jesse Nakanishi	47-45	Kahuku (2)	Iolani	Kaimuki	Punahou (4)	Lahainaluna
2008	Punahou (9)	ILH	Dan Hale	41-38	KS-Hawaii	Konawaena	(vacated)	KS-Kapalama (3)	Kahuku (3)
2007	Kaimuki (2)	OIA	Kelly Grant	61-53	Punahou (9)	Kalaheo (6)	KS-Hawaii	Iolani (2)	Honokaa

**DIVISION "AA" BASKETBALL CHAMPIONS**

Year	Champion	League	Head Coach	Score	Runner-up	Third Place	Fourth Place	Fifth Place	Consolation
2006	Iolani (8)	ILH	Mark Mugiishi (7)	54-41	Kaimuki	KS-Kapalama (3)	Kahuku	Kalaheo (6)	Saint Louis
2005	Iolani (7)	ILH	Mark Mugiishi (6)	62-51	Kahuku	Baldwin (6)	Campbell	Punahou (3)	Kauai
2004	Iolani (6)	ILH	Mark Mugiishi (5)	64-54	Kalaheo (6)	Punahou (4)	Mililani (2)	KS-Kapalama (2)	Baldwin (3)
2003	Iolani (5)	ILH	Mark Mugiishi (4)	61-37	Saint Louis (6)	Maui	KS-Kapalama (3)	Kalaheo (5)	Waimea
2002	Iolani (4)	ILH	Mark Mugiishi (3)	58-57	Kalaheo (5)	Kaimuki (4)	Mililani	Castle	Punahou (2)
2001	Kalaheo (3)	OIA	Pete Smith (3)	68-60	Iolani (2)	Honokaa (2)	Saint Louis	Leilehua (3)	Kahuku (2)
2000	Hilo (3)	BIIF	Larry Manligris (2)	68-55	Saint Louis (5)	Roosevelt	Baldwin (4)	Kalaheo (4)	Mililani (2)
1999	Punahou (8)	ILH	Alan Lum	51-47 (OT)	Kalaheo (4)	Saint Louis (4)	Waiakea	Maui	Waianae
1998	Iolani (3)	ILH	Mark Mugiishi (2)	62-59 (2OT)	Kalaheo (3)	Saint Louis (3)	Maui	Moanalua (2)	Mililani
1997	Moanalua (2)	OIA	Eddie Maruyama (2)	58-57	Iolani	Kalaheo (5)	Hilo (9)	Baldwin (2)	Punahou
1996	Moanalua	OIA	Eddie Maruyama	49-44	Kalaheo (2)	Saint Louis (2)	Iolani (3)	Hilo (4)	Campbell
1995	Kalaheo (2)	OIA	Pete Smith (2)	49-42	Saint Louis (4)	Waiakea	Hilo (8)	Punahou (2)	Aiea
1994	Iolani (2)	ILH	Mark Mugiishi	53-52	Kamehameha (6)	Kalaheo (4)	Baldwin (3)	Moanalua	Waipahu
1993	Kaimuki	OIA	Raymond Fujino	53-50	Aiea	Punahou (3)	Hilo (7)	Kalaheo (3)	Leilehua
1992	Kamehameha (5)	ILH	James Winchester	76-73 (3OT)	Hilo (4)	Kaimuki (3)	Kalaheo	Molokai	Baldwin (2)
1991	Hilo (2)	BIIF	Larry Manligris	59-44	Kalaheo	Baldwin (4)	Kamehameha (2)	Roosevelt	Maryknoll
1990	Punahou (7)	ILH	Chris McLachlin (3)	68-58	Maui (2)	Baldwin (3)	Iolani (2)	Hilo (3)	Castle
1989	Radford (4)	OIA	James Alegre (4)	43-42	Kamehameha (5)	Honokaa	Iolani	Kalaheo (2)	Kapaa
1988	University (3)	ILH	Darryl Gabriel	38-36	Maryknoll (5)	Kamehameha (2)	Molokai	Farrington (2)	Kahuku
1987	University (2)	ILH	Robert Au	47-43	Punahou (8)	Maryknoll (2)	Hilo (6)	Waiakea	Kaimuki

Year	Champion	League	Head Coach	Score	Runner-up	Third Place	Fourth Place	Fifth Place	Consolation
1986	Saint Louis (6)	ILH	Kaipo Spencer	37-31	Maryknoll (4)	Kalaheo (3)	Pearl City (2)	Baldwin	Farrington
1985	Kalaheo	OIA	Pete Smith	57-55	Radford	Maryknoll	Kamehameha	Waipahu (2)	Baldwin
1984	Maryknoll	ILH	Tony Sellitto	55-44	Maui	Kalaheo (2)	Kohala (2)	Punahou	University
1983	Iolani	ILH	Glenn Young	62-47	Leilehua	Farrington	University	Saint Louis (2)	Pearl City
1982	Kailua (2)	OIA	Louis Santos	47-42	Maryknoll (3)	University	Baldwin (2)	Kaiser	
1981	Punahou (6)	ILH	Robin Durand	41-40	Maryknoll (2)	Castle	Moanalua	Kailua (2)	
1980	Punahou (5)	ILH	Ray Buck	73-60	University	Waipahu	Hilo (5)	Farrington	
1979	Punahou (4)	ILH	Chris McLachlin (2)	60-28	Moanalua	Baldwin (2)	Kohala	University	
1978	University	ILH	Claude Hottendorf	65-63 (OT)	Punahou (7)	Baldwin	Radford (3)	Kalaheo	
1977	Radford (3)	OIA	James Alegre (3)	48-46	Punahou (6)	Saint Louis	Hilo (4)	Kahuku (5)	
1976	Kamehameha (4)	ILH	Jeff Mast	46-39	Maryknoll	Kalaheo	Pearl City	Leilehua (2)	
1975	Punahou (3)	ILH	Chris McLachlin	77-70	Kailua (3)	Hilo (7)	Kalani	Iolani	
1974	Punahou (2)	ILH	Bud Scott (2)	73-56	Kailua (2)	Radford (2)	Farrington (2)	St. Joseph	
1973	Leilehua	OIA	Richard Townsend	56-52	Hilo (3)	Punahou (2)	Radford (2)	Kamehameha	
1972	Kailua	OIA	Mervin Lopes	65-55	Saint Louis (3)	Radford	Punahou (4)	Kahuku (4)	
1971	Radford (2)	OIA	James Alegre (2)	51-50	Kamehameha (4)	Kaimuki (2)	Punahou (3)	Waipahu/Hilo(2)	
1970	Punahou	ILH	Bud Scott	56-44	Farrington	Hilo (6)	Castle	Kahuku (3)	
1969	Radford	OIA	James Alegre	66-51	Kamehameha (3)	Punahou	Hilo (3)	St. Anthony (2)	
1968	Saint Louis (5)	ILH	Walter Wong (5)	60-36	Punahou (5)	Kahuku (2)	Kailua	Hilo	
1967	Saint Louis (4)	ILH	Walter Wong (4)	48-40	Hilo (2)	Kahuku	Punahou (2)	St. Anthony	
1966	Saint Louis (3)	ILH	Walter Wong (3)	69-49	Kamehameha (2)	Hilo (5)	Farrington	Leilehua	
1965	Kamehameha (3)	ILH	Jack Herbertson (3)	55-49	Kailua	St. Joseph	Hilo (2)	Saint Louis	
1964	Hilo	BIIF	Albert Manliguis	63-55 (OT)	Punahou (4)	Kamehameha	St. Anthony (2)	Kahuku (2)	
1963	Kamehameha (2)	ILH	Jack Herbertson (2)	60-40	Punahou (3)	Hilo (4)	Waipahu	Radford	
1962	Kamehameha	ILH	Jack Herbertson	59-58	Punahou (2)	Hilo (3)	Radford	Waimea (2)	
1961	Saint Louis (2)	ILH	Walter Wong (2)	54-44	Punahou	St. Anthony	Hilo	Kailua	
1960	Farrington (2)	ILH	Robert Ikehara (2)	44-32	Saint Louis (2)	Laupahoehoe	Baldwin	Waimea	
1959	Farrington	ILH	Robert Ikehara	48-37	Kamehameha	Hilo (2)	St. Anthony	Kahuku	
1958	St. Joseph	BIIF	Walter Victor	53-50 (OT)	Saint Louis	Hilo	Punahou	Lahainaluna	
1957	Saint Louis	ILH	Walter Wong	65-55	Hilo	(Lahainaluna & Kaimuki)		Kapaa	



Year	#1 Seed	#2 Seed	#3 Seed	#4 Seed
1957	Saint Louis/Hilo HIL/BIIF			
1958	St. Joseph/Saint Louis BIIF/HIL			
1959	Kamehameha HIL	Farrington HIL	Hilo BIIF	Kahuku ROIA
1960	Farrington HIL	Saint Louis Hilo	Laupahoehoe BIIF	Baldwin MIL
1961	Saint Louis ILH	Punahou ILH	St. Anthony MIL	Hilo BIIF
1962	Punahou ILH	Kamehameha ILH	Hilo BIIF	Radford ROIA
1963	Kamehameha ILH	Punahou ILH	Waipahu ROIA	Hilo BIIF
1964	Punahou ILH	Kamehameha ILH	Hilo BIIF	St. Anthony MIL
1965	Kamehameha ILH	Saint Louis ILH	St. Joseph BIIF	Hilo BIIF
1966	Saint Louis ILH	Kamehameha ILH	Kahuku ROIA	Leilehua ROIA
1967	Saint Louis ILH	Hilo BIIF	Kahuku ROIA	Punahou ILH
1968	Saint Louis ILH	Punahou ILH	Kahuku ROIA	Kailua ROIA
1969	Punahou ILH	Hilo BIIF	Kamehameha ILH	Radford ROIA
1970	Farrington ILH	Punahou ILH	Hilo BIIF	Castle ROIA
1971	Kamehameha ILH	Radford OIA	Punahou ILH	Kaimuki OIA
1972	Radford OIA	Punahou ILH	Saint Louis ILH	Kailua OIA
1973	Radford OIA	Punahou ILH	Hilo BIIF	Roosevelt OIA
1974	Punahou ILH	Farrington OIA	Radford OIA	Kailua OIA
1975	Kailua OIA	Punahou ILH	Iolani ILH	Leilehua OIA
1976	Kalaheo OIA	Maryknoll ILH	Kamehameha ILH	Hilo BIIF
1977	Radford OIA	Punahou ILH	Kahuku OIA	Saint Louis ILH
1978	Radford OIA	Punahou ILH	Baldwin BIIF	University ILH
1979	Punahou ILH	University ILH	Waipahu OIA	Baldwin BIIF
1980	University ILH	Waipahu OIA	Punahou ILH	Farrington OIA
1981	Moanalua OIA	Maryknoll ILH	Hilo BIIF	Punahou ILH
1982	Kailua OIA	Maryknoll ILH	Radford OIA	University ILH
1983	Farrington OIA	University ILH	Kohala BIIF	Maui MIL
1984	Kalaheo OIA	Maryknoll ILH	Kohala BIIF	Maui MIL
1985	Kalaheo OIA	Maryknoll ILH	Maui MIL	Hilo BIIF

8 team

12 team

<b>Year</b>	<b>#1 Seed</b>	<b>#2 Seed</b>	<b>#3 Seed</b>	<b>#4 Seed</b>
1986	Maryknoll ILH	Kalaheo OIA	Hilo BIIF	Lahainaluna MIL
1987	Moanalua OIA	Maryknoll ILH	Waiakea BIIF	Lahainaluna MIL
1988	University ILH	Leilehua OIA	Honokaa BIIF	Molokai MIL
1989	Radford OIA	Honokaa BIIF	Kamehameha ILH	Lahainaluna MIL
1990	Punahou ILH	Moanalua OIA	Hilo BIIF	Baldwin MIL
1991	Kalaheo OIA	Hilo BIIF	Kamehameha ILH	Baldwin MIL
1992	Kamehameha ILH	Kalaheo OIA	Hilo BIIF	Molokai MIL
1993	Punahou ILH	Hilo BIIF	Kaimuki OIA	Baldwin MIL
1994	Kalaheo OIA	Iolani ILH	Baldwin MIL	Hilo BIIF
1995	Kalaheo OIA	Saint Louis ILH	Baldwin MIL	Hilo BIIF
1996	Kalaheo OIA	Hilo BIIF	Saint Louis ILH	Baldwin MIL
1997	Iolani ILH	Kalaheo OIA	Baldwin MIL	Hilo BIIF
1998	Iolani ILH	Kalaheo OIA	Waiakea BIIF	Maui MIL
1999	Kalaheo OIA	Punahou ILH	Waiakea BIIF	Maui MIL
2000	Hilo BIIF	Saint Louis ILH	Roosevelt OIA	Baldwin MIL
2001	Kalaheo OIA	Iolani ILH	Honokaa BIIF	Maui MIL
2002	Iolani ILH	Kalaheo OIA	Lahainaluna MIL	Waiakea BIIF
2003	Iolani ILH	Maui MIL	Keaau BIIF	Kalaheo OIA
2004	Iolani ILH	Kalaheo OIA	Maui MIL	Kealakehe BIIF
2005	Iolani ILH	Kahuku OIA	Baldwin MIL	Konawaena BIIF
2006	Iolani ILH	Kaimuki OIA	KS-Hawaii BIIF	Baldwin MIL
2007	Punahou ILH	Kaimuki OIA	KS-Hawaii BIIF	KS-Maui MIL
2008	Iolani ILH	Konawaena BIIF	Mililani OIA	KS-Maui MIL
2009	KS-Kapalama ILH	Kahuku OIA	Waiakea BIIF	Baldwin MIL
2010	Iolani ILH	Moanalua OIA	Hilo BIIF	Lahainaluna MIL
2011	Iolani ILH	Moanalua OIA	KS-Hawaii BIIF	Lahainaluna MIL
2012	Punahou ILH	Kahuku OIA	KS-Hawaii BIIF	Baldwin MIL
2013	Maryknoll ILH	Kalaheo OIA	King Kekaulike MIL	Konawaena BIIF
2014	Iolani ILH	Farrington OIA	Baldwin MIL	Konawaena BIIF
2015	Punahou ILH	Farrington OIA	Lahainaluna MIL	Konawaena BIIF

<b>Year</b>	<b>#1 Seed</b>	<b>#2 Seed</b>	<b>#3 Seed</b>	<b>#4 Seed</b>
2016	Iolani ILH	Kalaheo OIA	Lahainaluna MIL	Waiakea BIIF
2017	Kahuku OIA	Punahou ILH	Lahainaluna MIL	Waiakea BIIF
2018	Maryknoll ILH	Kalaheo OIA	Lahainaluna MIL	KS-Hawaii BIIF
2019	Maryknoll ILH	Moanalua OIA	Lahainaluna MIL	Waiakea BIIF
2020	KS-Kapalama ILH	Moanalua OIA	KS-Hawaii BIIF	Baldwin MIL
2022	Saint Louis ILH	Mililani OIA	Hilo BIIF	Baldwin MIL
2023	Saint Louis ILH	Campbell OIA	KS-Maui MIL	KS-Hawaii BIIF
2024				

**Division 1 (2007-present), Division AA (1983-2006), Division A (1957-1982)**

#1 SEED				
ILH	OIA	MIL	BIIF	KIF
45	20	0	3	0

HIL (1957-60); ROIA  
(1957-70)

68 #1 seeds (66 years)

TEAM	App.	League	Year(s) (*In 1957 and 1958, there were co-#1 seeds)
Iolani	12	ILH	1997-98-2002-03-04-05-06-08-10-11-14-16
Punahou	10	ILH	1962-64-69-74-79-90-93-2007-12-15
Kalaheo	9	OIA	1976-84-85-91-94-95-96-99-2001
Saint Louis	8	HIL/ILH	1957*-58*-61-66-67-68-2022-23
KS-Kapalama	7	HIL/ILH	1959-63-65-71-92-2009-20
Radford	5	OIA	1972-73-77-78-89
Maryknoll	4	ILH	1986-2013-18-19
University	2	ILH	1980-88
Moanalua	2	OIA	1981-87
Hilo	2	BIIF	1957*-2000
Farrington	3	OIA1/ILH2	1960-70-83
Kailua	2	OIA	1975-82
St. Joseph	1	BIIF	1958*
Kahuku	1	OIA	2017

#2 SEED				
ILH	OIA	MIL	BIIF	KIF
29	27	1	7	0

64 #2 seeds

TEAM	App.	League	Year(s)
Punahou	11	ILH	1961-63-68-70-72-73-75-77-78-99-2017
Kalaheo	9	OIA	1986-92-97-98-2002-04-13-16-18
Maryknoll	6	ILH	1976-81-82-84-85-87
Hilo	5	BIIF	1967-69-91-93-96
Moanalua	5	OIA	1990-2010-11-19-20
Saint Louis	4	ILH	1960-65-95-2000
Farrington	4	ILH1/OIA3	1959-74-2014-15
KS-Kapalama	3	ILH	1962-64-66
Kahuku	3	OIA	2005-09-12
Iolani	2	ILH	1994-2001
Kaimuki	2	OIA	2006-07
University	2	ILH	1979-83
Maui	1	MIL	2003
Leilehua	1	OIA	1988
Honokaa	1	BIIF	1989
Konawaena	1	BIIF	2008
Radford	1	OIA	1971
Waipahu	1	OIA	1980
Mililani	1	OIA	2022
Campbell	1	OIA	2023

#3 SEED				
ILH	OIA	MIL	BIIF	KIF
9	11	17	27	0

62 #3 seeds

TEAM	App.	League	Year(s)
Hilo	11	BIIF	1959-62-64-70-73-81-86-90-92-2010-22
Baldwin	6	MIL	1978-94-95-97-2005-14
Lahainaluna	6	MIL	2002-15-16-17-18-19
KS-Hawaii	5	BIIF	2006-07-11-12-20
Waiakea	4	BIIF	1987-98-99-2009
Kahuku	4	ROIA/OIA	1966-67-68-77
KS-Kapalama	4	ILH	1969-76-89-91
Maui	2	MIL	1985-2004
Honokaa	2	BIIF	1988-2001
Saint Louis	2	ILH	1972-96
Punahou	2	ILH	1971-80
Waipahu	2	ROIA/OIA	1963-79
Radford	2	OIA	1974-82
Kohala	2	BIIF	1983-84
Kaimuki	1	OIA	1993
Roosevelt	1	OIA	2000
Keaau	1	BIIF	2003
Mililani	1	OIA	2008
King Kekaulike	1	MIL	2013
Laupahoehoe	1	BIIF	1960
St. Anthony	1	MIL	1961
St. Joseph	1	BIIF	1965
Iolani	1	ILH	1975
KS-Maui	1	MIL	2023

#4 SEED				
ILH	OIA	MIL	BIIF	KIF
5	13	27	19	0

62 #4 seeds

TEAM	App.	League	Year(s)
Baldwin	12	MIL	1960-79-90-91-93-96-2000-06-09-12-20-22
Hilo	8	BIIF	1961-63-65-76-85-94-95-97
Lahainaluna	5	MIL	1986-87-89-2010-11
Maui	5	MIL	1983-84-98-99-2001
Konawaena	4	BIIF	2005-13-14-15
Waiakea	4	BIIF	2002-16-17-19
Kailua	3	ROIA/OIA	1968-72-74
Molokai	2	MIL	1988-92
KS-Maui	2	MIL	2007-08
Punahou	2	ILH	1967-81
Leilehua	2	ROIA/OIA	1966-75
University	2	ILH	1978-82
Radford	2	ROIA/OIA	1962-69
KS-Hawaii	2	BIIF	2018-23
Kalaheo	1	OIA	2003
Kealakehe	1	BIIF	2004
Kahuku	1	ROIA/OIA	1959
St. Anthony	1	MIL	1964
Castle	1	ROIA/OIA	1970
Kaimuki	1	OIA	1971
Roosevelt	1	OIA	1973
Saint Louis	1	ILH	1977
Farrington	1	OIA	1980

## Most times schools were seeded in Division 1

TEAM	League	Total	#1 seed	#2 seed	#3 seed	#4 seed
Hilo	BIIF	26	2	5	11	8
Punahou	ILH	25	10	11	2	2
Kalaheo	OIA	19	9	9	0	1
Baldwin	MIL	18	0	0	6	12
Iolani	ILH	15	12	2	1	0
Saint Louis	HIL/ILH	15	8	4	2	1
KS-Kapalama	HIL/ILH	14	7	3	4	0
Lahainaluna	MIL	11	0	0	6	5
Radford	ROIA/OIA	10	5	1	2	2
Maryknoll	ILH	10	4	6	0	0
Kahuku	ROIA/OIA	9	1	3	4	1
Farrington	OIA/ILH	8	3	4	0	1
Maui	MIL	8	0	1	2	5
Waiakea	BIIF	8	0	0	4	4
Moanalua	OIA	7	2	5	0	0
KS-Hawaii	BIIF	7	0	0	5	2
Kailua	ROIA/OIA	5	2	0	0	3
Konawaena	BIIF	5	0	1	0	4
University	ILH	4	2	2	0	0
Kaimuki	OIA	4	0	2	1	1
Honokaa	BIIF	3	0	1	2	0
Leilehua	ROIA/OIA	3	0	1	0	2
Waipahu	ROIA/OIA	3	0	1	2	0
KS-Maui	MIL	3	0	0	1	2
St. Joseph	BIIF	2	1	0	1	0
Mililani	OIA	2	0	1	1	0
Kohala	BIIF	2	0	0	2	0
Molokai	MIL	2	0	0	0	2
Roosevelt	OIA	2	0	0	1	1
St. Anthony	MIL	2	0	0	1	1
Campbell	OIA	1	0	1	0	0
Castle	ROIA/OIA	1	0	0	0	1
Keaau	BIIF	1	0	0	1	0
Kealakehe	BIIF	1	0	0	0	1
King Kekaulike	MIL	1	0	0	1	0



**Seeding by schools (all division)**

TEAM	League	Overall
Hilo	BIIF	26
Punahou	ILH	25
Kalaheo	OIA	20
Baldwin	MIL	18
Iolani	ILH	15
Saint Louis	HIL/ILH	15
KS-Kapalama	HIL/ILH	14
Farrington	OIA/ILH	11
Lahainaluna	MIL	11
Radford	ROIA/OIA	10
Maryknoll	ILH	10
Seabury Hall	MIL	9
Kahuku	ROIA/OIA	9
Maui	MIL	8
Waiakea	BIIF	8
Kohala	BIIF	7
University	ILH	7
Moanalua	OIA	7
KS-Hawaii	BIIF	7
Kailua	ROIA/OIA	6
Saint Francis	ILH	5
Kaimuki	OIA	5
Konawaena	BIIF	5
Kapaa	KIF	4
St. Joseph	BIIF	4
Molokai	MIL	4
Roosevelt	OIA	4
Honokaa	BIIF	4
Hawaii Prep	BIIF	3
Hawaii Baptist	ILH	3
Leilehua	ROIA/OIA	3
Waipahu	ROIA/OIA	3
KS-Maui	MIL	3
Aiea	OIA	2
Pahoa	BIIF	2
Kaiser	OIA	2
Kalani	OIA	2
Castle	ROIA/OIA	2
St. Anthony	MIL	2
Mililani	OIA	2
Island Pacific	ILH	1
Damien	ILH	1
Kauai	KIF	1
Keaau	BIIF	1
Kealakehe	BIIF	1
King Kekaulike	MIL	1
Laupahoehoe	BIIF	1
Campbell	OIA	1
		0

**Div. 1 seeding by school**

Total	#1 seed	#2 seed	#3 seed	#4 seed
26	2	5	11	8
25	10	11	2	2
19	9	9	0	1
18	0	0	6	12
15	12	2	1	0
15	8	4	2	1
14	7	3	4	0
8	3	4	0	1
11	0	0	6	5
10	5	1	2	2
10	4	6	0	0
0				
9	1	3	4	1
8	0	1	2	5
8	0	0	4	4
2	0	0	2	0
4	2	2	0	0
7	2	5	0	0
7	0	0	5	2
5	2	0	0	3
0				
4	0	2	1	1
5	0	1	0	4
0				
2	1	0	1	0
2	0	0	0	2
2	0	0	1	1
3	0	1	2	0
0				
3	0	1	0	2
3	0	1	2	0
3	0	0	1	2
0				
0				
0				
0				
1	0	0	0	1
2	0	0	1	1
2	0	1	1	0
0				
0				
0				
1	0	0	1	0
0				
0				
1	0	0	1	0
1	0	0	0	1
1	0	0	1	0
1	0	0	1	0
1	0	1	0	0
0				

**Div. 2 seeding by school**

Total	#1 seed	#2 seed	#3 seed	#4 seed
0				
0				
1	1	0	0	0
0				
0				
0				
3	1	2	0	0
0				
0				
9	0	2	4	3
0				
0				
0				
5	2	1	2	0
3	1	1	0	1
0				
0				
1	0	1	0	0
5	5	0	0	0
1	0	1	0	0
0				
4	0	0	2	2
2	0	0	1	1
2	0	0	0	2
2	1	1	0	0
1	0	0	0	1
3	0	1	1	1
3	0	0	2	1
0				
0				
0				
2	1	1	0	0
2	1	1	0	0
2	0	2	0	0
2	0	1	1	0
1	1	0	0	0
0				
0				
1	0	0	1	0
1	1	0	0	0
1	0	0	1	0
0				
0				
0				
0				
0				

# HHSAA ALL-TIME BOYS BASKETBALL SCORES

"A" (1957-69),  
 "AA" (1970-2006),  
 Division 1 (2007-present)

## 1957 (\*top seed in bracket)

Feb. 28  
 At Punahou  
 Lahainaluna 60, Waipahu 53  
 \*Saint Louis 61, Kapaa 27  
 At McCabe Gym, Saint Louis  
 Kaimuki 52, Lanai 32  
 \*Hilo 51, Waialua 27

March 1  
 At Punahou  
 Kapaa 53, Waipahu 41  
 Lanai 48, Waialua 43  
 At Civic Auditorium  
 \*Saint Louis 66, Lahainaluna 47  
 \*Hilo 65, Kaimuki 50

March 2 At Civic Auditorium  
 Kapaa 48, Lanai 46  
 (No third place game)  
 \*Saint Louis 65, \*Hilo 55

## 1958 (\*top seed in bracket)

Feb. 20  
 At Hilo Armory  
 Punahou 50, Kahuku 48  
 \*St. Joseph 62, Molokai 56  
 At Hilo Civic Auditorium  
 Hilo 64, Kapaa 49  
 \*Saint Louis 53, Lahainaluna 49

Feb. 21 At Hilo Civic Auditorium  
 Kahuku 57, Molokai 55 (OT)  
 Lahainaluna 69, Kapaa 46  
 \*Saint Louis 52, Hilo 42  
 \*St. Joseph 59, Punahou 49

Feb. 22 At Hilo Civic Auditorium  
 Lahainaluna 48, Kahuku 41  
 Hilo 57, Punahou 38  
 \*St. Joseph 53, \*Saint Louis 50 (OT)

## 1959 (At Klum Gym, UH Manoa)

Feb. 26  
 1) Kamehameha 64, Molokai 37  
 St. Anthony 59, Kahuku 49  
 Hilo 52, Waipahu 50 (OT)  
 2) Farrington 44, Waimea 38

Feb. 27  
 Waimea 50, Waipahu 46 (OT)  
 Kahuku 49, Molokai 38  
 2) Farrington 57, Hilo 40  
 1) Kamehameha 53, St. Anthony 51

Feb. 28  
 Kahuku 51, Waimea 48  
 Hilo 58, St. Anthony 39  
 2) Farrington 48, 1) Kamehameha 37

## 1960 (At Hilo Civic Auditorium)

March 3  
 Baldwin 49, Molokai 38  
 2) Saint Louis 62, Kailua 43  
 Laupahoehoe 52, Waimea 40  
 1) Farrington 48, Hilo 27

March 4  
 Waimea 59, Kailua 55  
 Molokai 50, Hilo 48  
 2) Saint Louis 41, Laupahoehoe 34  
 1) Farrington 44, Baldwin 30

March 5  
 Waimea 42, Molokai 31  
 Laupahoehoe 42, Baldwin 41  
 1) Farrington 44, 2) Saint Louis 32

## 1961 (At Klum Gym, UH Manoa)

March 9  
 2) Punahou 55, Molokai 27  
 1) Saint Louis 66, Waimea 22  
 Hilo 48, Waipahu 31  
 St. Anthony 50, Kailua 49

March 10  
 Kailua 56, Molokai 43  
 Waimea 45, Waipahu 34  
 2) Punahou 54, St. Anthony 29  
 1) Saint Louis 52, Hilo 45

March 11  
 Kailua 44, Waimea 41  
 St. Anthony 47, Hilo 42  
 1) Saint Louis 54, 2) Punahou 44

## 1962 (At Hilo Civic Auditorium)

March 8  
 4) Radford 69, Molokai 31  
 3) Hilo 81, Waimea 66  
 1) Punahou 46, Honokaa 43  
 2) Kamehameha 48, St. Anthony 46

March 9  
 Waimea 54, St. Anthony 41  
 Honokaa 65, Molokai 31  
 1) Punahou 42, 4) Radford 40 (OT)  
 2) Kamehameha 56, 3) Hilo 52

March 10  
 Waimea 53, Honokaa 34  
 Hilo 48, Radford 42  
 2) Kamehameha 59, 1) Punahou 58

## 1963 (At Klum Gym, UH Manoa)

Feb. 28  
 4) Hilo 52, Molokai 27  
 3) Waipahu 31, Waimea 28  
 1) Kamehameha 62, Radford 43  
 2) Punahou 64, St. Anthony 34

March 1  
 St. Anthony 49, Waimea 37  
 Radford 56, Molokai 37  
 1) Kamehameha 61, 4) Hilo 54  
 2) Punahou 67, 3) Waipahu 46

March 2  
 Radford 47, St. Anthony 45  
 Hilo 54, Waipahu 48  
 1) Kamehameha 60, 2) Punahou 40

## 1964 (At War Memorial Gym, Maui)

March 5  
 4) St. Anthony 62, Molokai 40  
 3) Hilo 79, Baldwin 46  
 1) Punahou 67, Kahuku 51  
 2) Kamehameha 75, Kauai 50

March 6  
 Baldwin 60, Kauai 55  
 Kahuku 63, Molokai 50  
 3) Hilo 59, 2) Kamehameha 45  
 1) Punahou 63, 4) St. Anthony 53

March 7  
 Kahuku 55, Baldwin 51  
 Kamehameha 92, St. Anthony 58  
 3) Hilo 63, 1) Punahou 55

## 1965 (At Hilo Civic Auditorium)

March 4  
 Kailua 56, 2) Saint Louis 50  
 4) Hilo 72, Maui 47  
 1) Kamehameha 71, Radford 50  
 3) St. Joseph 65, Kauai 40

March 5  
 Saint Louis 76, Kauai 35  
 Maui 50, Radford 45  
 Kailua 48, 3) St. Joseph 46  
 1) Kamehameha 48, 4) Hilo 43

March 6  
 Saint Louis 76, Maui 59  
 St. Joseph 62, Hilo 54  
 1) Kamehameha 55, Kailua 49

## 1966

March 3 At Farrington  
 2) Kamehameha 62, Kauai 50  
 1) Saint Louis 55, St. Anthony 34  
 Hilo 55, 3) Kahuku 52 (OT)  
 Farrington 61, 4) Leilehua 55

March 4 At Honolulu International Ctr.  
 Leilehua 79, St. Anthony 62  
 Kahuku 80, Kauai 64  
 2) Kamehameha 68, Hilo 50  
 1) Saint Louis 63, Farrington 42

March 5  
 Leilehua 64, Kahuku 62  
 Hilo 66, Farrington 54  
 1) Saint Louis 69, 2) Kamehameha 49

## 1967 (At War Memorial Gymnasium, Maui)

March 2  
 4) Punahou 68, Molokai 36  
 3) Kahuku 55, Kauai 35  
 1) Saint Louis 64, St. Anthony 47  
 2) Hilo 86, Maui 60

March 3  
 Kauai 51, Maui 46  
 St. Anthony 66, Molokai 48  
 2) Hilo 69, 3) Kahuku 42  
 1) Saint Louis 61, 4) Punahou 50

March 4  
 St. Anthony 59, Kauai 52  
 Kahuku 73, Punahou 62  
 1) Saint Louis 48, 2) Hilo 40

<b>1968 (At Honolulu International Center)</b> <b>March 7</b> 4) Kailua 50, Lanai 32 2) Punahou 62, St. Anthony 53 3) Kahuku 48, Kauai 41 1) Saint Louis 67, Hilo 55 <b>March 8</b> Hilo 61, Lanai 29 Kauai 53, St. Anthony 51 2) Punahou 60, 3) Kahuku 46 1) Saint Louis 63, 4) Kailua 39 <b>March 9</b> Hilo 57, Kauai 38 Kahuku 61, Kailua 51 1) Saint Louis 60, 2) Punahou 36	<b>1972 (At Honolulu International Center)</b> <b>March 2</b> 1) Radford 61, Baldwin 43 2) Punahou 64, Hilo 47 3) Saint Louis 70, Kahuku 53 4) Kailua 69, Waimea 54 <b>March 3</b> Kahuku 56, Baldwin 38 Hilo 55, Waimea 41 3) Saint Louis 55, 1) Radford 49 4) Kailua 75, 2) Punahou 61 <b>March 4</b> Kahuku 46, Hilo 45 Radford 56, Punahou 55 4) Kailua 63, 3) Saint Louis 44	<b>1976 (At Honolulu International Center)</b> <b>March 11</b> Pearl City 41, 4) Hilo 39 1) Kalaheo 72, Kapaa 49 2) Maryknoll 66, Baldwin 49 3) Kamehameha 79, Leilehua 36 <b>March 12</b> Leilehua 68, Kapaa 36 Hilo 45, Baldwin 28 2) Maryknoll 48, Pearl City 41 3) Kamehameha 45, 1) Kalaheo 42 <b>March 13</b> Leilehua 71, Hilo 69 Kalaheo 61, Pearl City 51 3) Kamehameha 46, 2) Maryknoll 39
<b>1969 (At Hilo Civic Auditorium)</b> <b>March 6</b> 1) Punahou 68, Kapaa 41 2) Hilo 59, Lanai 27 3) Kamehameha 51, St. Anthony 50 4) Radford 58, St. Joseph 33 <b>March 7</b> St. Joseph 68, Kapaa 49 St. Anthony 55, Lanai 43 4) Radford 51, 1) Punahou 49 3) Kamehameha 51, 2) Hilo 46 <b>March 8</b> St. Anthony 76, St. Joseph 71 Punahou 70, Hilo 56 4) Radford 66, 3) Kamehameha 51	<b>1973 (At Honolulu International Center)</b> <b>March 8</b> 3) Hilo 59, Kamehameha 53 1) Radford 63, Waimea 48 2) Punahou 70, Baldwin 59 Leilehua 49, 4) Roosevelt 44 <b>March 9</b> Kamehameha 45, Waimea 36 Roosevelt 45, Baldwin 37 3) Hilo 51, 1) Radford 49 Leilehua 70, 2) Punahou 65 <b>March 10</b> Kamehameha 59, Roosevelt 47 Punahou 59, Radford 51 Leilehua 56, 3) Hilo 52	<b>1977 (At Honolulu International Center)</b> <b>March 10</b> Hilo 61, 3) Kahuku 47 1) Radford 57, Kapaa 29 4) Saint Louis 58, Nanakuli 52 2) Punahou 59, Baldwin 40 <b>March 11</b> Kapaa 40, Nanakuli 38 Kahuku 65, Baldwin 55 1) Radford 54, 4) Saint Louis 38 2) Punahou 63, Hilo 45 <b>March 12</b> Kahuku 65, Kapaa 55 Saint Louis 62, Hilo 57 1) Radford 48, 2) Punahou 46
<b>1970 (At Honolulu International Ctr)</b> <b>March 5</b> 1) Farrington 41, Lanai 30 2) Punahou 60, Waimea 20 4) Castle 66, St. Anthony 63 3) Hilo 68, Kahuku 62 <b>March 6</b> St. Anthony 47, Lanai 44 Kahuku 53, Waimea 37 2) Punahou 68, 3) Hilo 56 1) Farrington 45, 4) Castle 34 <b>March 7</b> Kahuku 80, St. Anthony 66 Hilo 59, Castle 46 2) Punahou 56, 1) Farrington 44	<b>1974 (At Honolulu International Center)</b> <b>March 7</b> 3) Radford 67, St. Joseph 55 1) Punahou 74, Waimea 40 2) Farrington 64, Lahainaluna 50 4) Kailua 54, Damien 53 <b>March 8</b> Damien 63, Lahainaluna 44 St. Joseph 56, Waimea 46 4) Kailua 56, 2) Farrington 46 1) Punahou 52, 3) Radford 46 <b>March 9</b> St. Joseph 62, Damien 42 Radford 45, Farrington 39 1) Punahou 73, 4) Kailua 56	<b>1978 (At Honolulu International Center)</b> <b>March 9</b> 1) Radford 57, Kapaa 41 2) Punahou 57, Kalani 47 3) Baldwin 63, Kalaheo 44 4) University 61, Hilo 49 <b>March 10</b> Kapaa 36, Hilo 34 (OT) Kalaheo 61, Kalani 38 2) Punahou 45, 3) Baldwin 41 4) University 75, 1) Radford 59 <b>March 11</b> Kalaheo 51, Kapaa 38 Baldwin 71, Radford 58 4) University 65, 2) Punahou 63 (OT)
<b>1971 (At Honolulu International Center)</b> <b>March 4</b> 4) Kaimuki 52, Hilo 48 1) Kamehameha 70, Waimea 52 2) Radford 82, Lahainaluna 59 3) Punahou 59, Waipahu 55 <b>March 5</b> Waipahu 48, Lahainaluna 38 Hilo 37, Waimea 33 2) Radford 55, 3) Punahou 53 1) Kamehameha 66, 4) Kaimuki 32 <b>March 6</b> (No consolation championship) Kaimuki 65, Punahou 56 2) Radford 51, 1) Kamehameha 50	<b>1975 (At Honolulu International Center)</b> <b>March 6</b> 1) Kailua 68, Kapaa 59 2) Punahou 56, Baldwin 40 Kalani 56, 3) Iolani 50 Hilo 64, 4) Leilehua 57 <b>March 7</b> Iolani 63, Kapaa 50 Baldwin 58, Leilehua 46 1) Kailua 51, Kalani 45 2) Punahou 69, Hilo 40 <b>March 8</b> Iolani 58, Baldwin 56 Hilo 58, Kalani 47 2) Punahou 77, 1) Kailua 70	<b>1979 (At Honolulu International Center)</b> <b>March 8</b> 1) Punahou 77, Kapaa 29 Kohala 57, 3) Waipahu 56 Moanalua 66, 2) University 45 4) Baldwin 63, Kaiser 57 <b>March 9</b> Kaiser 75, Kapaa 49 University 68, Waipahu 65 Moanalua 66, Kohala 49 1) Punahou 58, 4) Baldwin 48 <b>March 10</b> University 78, Kaiser 68 Baldwin 68, Kohala 63 1) Punahou 60, Moanalua 28

<b>1980 (At Neal Blaisdell Arena)</b>
<b>March 6</b> Hilo 59, 4) Farrington 46 3) Punahou 68, Waianae 55 2) Waipahu 59, Waimea 51 1) University 65, Lahainaluna 42
<b>March 7</b> Farrington 64, Lahainaluna 51 Waimea 59, Waianae 54 1) University 79, Hilo 63 3) Punahou 63, 2) Waipahu 54
<b>March 8</b> Farrington 57, Waimea 43 Waipahu 56, Hilo 55 (2OT) 3) Punahou 73, 1) University 60

<b>1981 (At Neal Blaisdell Arena)</b>
<b>March 12</b> Castle 50, 3) Hilo 49 4) Punahou 64, Lahainaluna 49 2) Maryknoll 43, Kailua 38 (2OT) 1) Moanalua 69, Kapaa 50
<b>March 13</b> Kapaa 66, Lahainaluna 64 Kailua 45, Hilo 43 2) Maryknoll 44, Castle 43 4) Punahou 59, 1) Moanalua 58 (3OT)
<b>March 14</b> Kailua 54, Kapaa 41 Castle 55, Moanalua 40 4) Punahou 41, 2) Maryknoll 40

<b>1982 (At Neal Blaisdell Arena)</b>
<b>March 11</b> 1) Kailua 59, Kapaa 34 4) University 65, Kaiser 43 2) Maryknoll 67, Waiakea 28 Baldwin 59, 3) Radford 55
<b>March 12</b> Kaiser 75, Kapaa 57 Waiakea 54, Radford 50 1) Kailua 44, 4) University 41 (2OT) 2) Maryknoll 62, Baldwin 48
<b>March 13</b> Kaiser 59, Waiakea 42 University 71, Baldwin 53 1) Kailua 47, 2) Maryknoll 42

<b>1983 (At Neal Blaisdell Arena)</b>
<b>March 9</b> Kahuku 66, Kapaa 29 Saint Louis 61, Waiakea 38 Leilehua 66, Molokai 54 Iolani 71, Pearl City 47
<b>March 10</b> Pearl City 60, Waiakea 44 Leilehua 65, (3) Kohala 63 (OT) Iolani 70, (4) Maui 40 (1) Farrington 50, Saint Louis 48 (2) University 58, Kahuku 48
<b>March 11</b> Kapaa 49, Molokai 47 Kahuku 70, Kohala 61 Saint Louis 52, Maui 33 Iolani 76, (1) Farrington 69 Leilehua 46, (2) University 39
<b>March 12</b> Pearl City 69, Kapaa 49 Saint Louis 56, Kahuku 53 Farrington 58, University 56 Iolani 62, Leilehua 46

<b>1984</b>
<b>Mar. 3 (Play-in game at Mid-Pacific)</b> Punahou 74, Farrington 72
<b>March 7</b> At McKinley Punahou 70, Hilo 35 Waipahu 57, University 50 At Punahou Mililani 83, Lanai 62 Pearl City 57, Waimea 41
<b>March 8</b> At Neal Blaisdell Arena University 105, Hilo 57 (4) Maui 40, Waipahu 36 (3) Kohala 60, Mililani 55 (2) Maryknoll 61, Pearl City 27 (1) Kalaheo 43, Punahou 41
<b>March 9</b> Waimea 75, Lanai 65 Pearl City 49, Mililani 43 Punahou 46, Waipahu 43 (2OT) (2) Maryknoll 70, (3) Kohala 44 (4) Maui 54, (1) Kalaheo 48
<b>March 10</b> University 78, Waimea 50 Punahou 48, Pearl City 42 (OT) Kalaheo 61, Kohala 51 (2) Maryknoll 55, (4) Maui 44

<b>1985</b>
<b>Mar. 2 (Play-in game at Farrington)</b> Punahou 74, Kahuku 42
<b>March 6</b> At McKinley Punahou 55, Baldwin 47 Kamehameha 67, Mililani 54 At Punahou Radford 70, Waimea 45 Waipahu 64, Waiakea 61
<b>March 7</b> At Neal Blaisdell Arena Baldwin 55, Mililani 54 Radford 70, (3) Maui 51 Kamehameha 60, (4) Hilo 51 (2) Maryknoll 55, Waipahu 53 (2OT) (1) Kalaheo 63, Punahou 52
<b>March 8</b> Waiakea 59, Waimea 42 Punahou 71, Hilo 64 Waipahu 71, Maui 45 Radford 70, (2) Maryknoll 55 (1) Kalaheo 42, Kamehameha 41
<b>March 9</b> Baldwin 59, Waiakea 57 (OT) Waipahu 65, Punahou 60 Maryknoll 57, Kamehameha 54 (1) Kalaheo 57, Radford 55

<b>1986</b>
<b>Mar. 3 (Play-in game at Mid-Pacific)</b> Moanalua 55, Kamehameha 46
<b>March 12</b> At McKinley Baldwin 36, Kaimuki 35 Saint Louis 55, Farrington 48 At Punahou Moanalua 82, Waimea 56 Pearl City 54, St. Joseph 47
<b>March 13</b> At Neal Blaisdell Arena St. Joseph 67, Waimea 60 Saint Louis 57, (3) Hilo 52 Pearl City 49, (4) Lahainaluna 47 (2) Kalaheo 46, Baldwin 33 (1) Maryknoll 58, Moanalua 57
<b>March 14</b> Farrington 55, Kaimuki 52 Moanalua 84, Lahainaluna 73 Baldwin 60, Hilo 46 (1) Maryknoll 47, Pearl City 33 Saint Louis 52, (2) Kalaheo 44
<b>March 15</b> Farrington 88, St. Joseph 58 Baldwin 68, Moanalua 63 (3OT) Kalaheo 60, Pearl City 52 (4OT) Saint Louis 37, (1) Maryknoll 31

<b>1987</b>
<b>Mar. 7 (Play-in game at Kaimuki)</b> Punahou 67, Radford 44
<b>March 11</b> At Farrington Hilo 80, Kapaa 62 University 52, Kaimuki 46 At McKinley Punahou 45, Kahuku 37 Kalaheo 46, Baldwin 44
<b>March 12</b> At Neal Blaisdell Arena Kaimuki 69, Kapaa 56 Hilo 91, (1) Moanalua 87 University 67, (4) Lahainaluna 48 Punahou 39, (3) Waiakea 29 (2) Maryknoll 49, Kalaheo 34
<b>March 13</b> Kahuku 51, Baldwin 46 Moanalua 73, Lahainaluna 61 Waiakea 61, Kalaheo 57 University 56, Hilo 51 Punahou 37, (2) Maryknoll 36
<b>March 14</b> Kaimuki 62, Kahuku 53 Waiakea 78, Moanalua 68 Maryknoll 87, Hilo 55 University 47, Punahou 43

1988
Mar. 5 (Play-in game at Mid-Pacific) Kamehameha 69, Radford 66
March 9 At McCabe Gym, Saint Louis Farrington 67, Hilo 58 Kalaheo 68, Kapaa 63 At Farrington Kamehameha 54, Baldwin 49 Maryknoll 84, Kahuku 51
March 10 At Neal Blaisdell Arena Hilo 66, Kapaa 59 Kamehameha 56, (2) Leilehua 53 Maryknoll 74, (3) Honokaa 42 (4) Molokai 74, Kalaheo 59 (1) University 88, Farrington 68
March 11 Kahuku 46, Baldwin 41 Farrington 63, Kalaheo 58 Honokaa 62, Leilehua 49 (1) University 82, (4) Molokai 53 Maryknoll 47, Kamehameha 30
March 12 Kahuku 73, Hilo 71 Farrington 65, Honokaa 63 Kamehameha 68, Molokai 67 (1) University 38, Maryknoll 36

1990
Mar. 3 (Play-in game at Mid-Pacific) Kamehameha 55, Kalaheo 47
March 7 At McKinley Maui 74, Kamehameha 71 Iolani 55, Castle 52 At Punahou Radford 73, Kauai 53 Roosevelt 40, Waiakea 39
March 8 At Blaisdell Arena Waiakea 60, Kauai 44 (4) Baldwin 55, Radford 50 (1) Punahou 51, Roosevelt 40 Iolani 59, (3) Hilo 52 Maui 62, (2) Moanalua 59 (OT)
March 9 Castle 73, Kamehameha 71 Roosevelt 58, Radford 37 Hilo 63, Moanalua 39 (1) Punahou 60, (4) Baldwin 47 Maui 51, Iolani 41
March 10 Castle 84, Waiakea 72 Hilo 64, Roosevelt 55 Baldwin 60, Iolani 56 (1) Punahou 68, Maui 58

1992
March 4 At Kekuhaupio Gym, Kamehameha Roosevelt 77, Baldwin 67 Punahou 59, Pearl City 43 At McKinley Kaimuki 63, Kapaa 59 Moanalua 60, Kohala 56
March 5 At Blaisdell Arena Kohala 78, Kapaa 69 (3) Hilo 63, Punahou 62 Kaimuki 65, (4) Molokai 60 (2) Kalaheo 50, Roosevelt 38 (1) Kamehameha 49, Moanalua 34
March 6 Baldwin 74, Pearl City 54 Roosevelt 75, Punahou 56 Molokai 70, Moanalua 66 (3) Hilo 52, (2) Kalaheo 51 (2OT) (1) Kamehameha 46, Kaimuki 42
March 7 Baldwin 62, Kohala 54 Molokai 82, Roosevelt 80 Kaimuki 44, Kalaheo 43 (OT) (1) Kamehameha 76, (3) Hilo 73 (3OT)

1989
Mar. 4 (Play-in game at Moanalua) Saint Louis 58, Farrington 51
March 8 At McKinley Iolani 66, St. Joseph 43 Saint Louis 57, Kaimuki 52 At Farrington Kalaheo 57, Kapaa 47 McKinley 69, Baldwin 42
March 9 At Neal Blaisdell Arena Kaimuki 79, St. Joseph 66 (2) Honokaa 69, Kalaheo 51 Iolani 58, (4) Lahainaluna 39 (3) Kamehameha 54, McKinley 35 (1) Radford 78, Saint Louis 59
March 10 Kapaa 63, Baldwin 53 Saint Louis 58, Lahainaluna 45 Kalaheo 44, McKinley 42 (3) Kamehameha 53, (2) Honokaa 51 (1) Radford 43, Iolani 42
March 11 Kapaa 64, Kaimuki 57 Kalaheo 57, Saint Louis 46 Honokaa 76, Iolani 71 (1) Radford 57, (3) Kamehameha 55

1991
March 6 At McKinley Mililani 71, Kohala 68 Roosevelt 61, Maryknoll 48 At Kekuhaupio Gym, Kamehameha Kahuku 70, Molokai 55 Kailua 65, Kapaa 48
March 7 At Blaisdell Arena Maryknoll 55, Kohala 41 (1) Kalaheo 56, Mililani 40 (4) Baldwin 41, Roosevelt 37 (2) Hilo 73, Kahuku 72 (3) Kamehameha 60, Kailua 51
March 8 Kapaa 56, Molokai 54 Roosevelt 70, Mililani 55 Kailua 69, Kahuku 51 (1) Kalaheo 53, (4) Baldwin 35 (2) Hilo 49, (3) Kamehameha 46
March 9 Maryknoll 68, Kapaa 55 Roosevelt 53, Kailua 41 Baldwin 47, Kamehameha 46 (2) Hilo 59, (1) Kalaheo 44

1993
March 3 At Kekuhaupio Gym, Kamehameha Kahuku 65, Waiakea 58 Aiea 75, Kapaa 41 At McKinley Kalaheo 90, St. Anthony 64 Saint Louis 49, Leilehua 38
March 4 At Neal Blaisdell Arena Waiakea 73, Kapaa 43 (3) Kaimuki 40, Saint Louis 37 (2) Hilo 63, Kalaheo 60 Aiea 57, (4) Baldwin 54 (1) Punahou 68, Kahuku 59
March 5 Leilehua 57, St. Anthony 27 Kalaheo 54, Saint Louis 34 Baldwin 48, Kahuku 46 (3) Kaimuki 56, (2) Hilo 53 Aiea 39, (1) Punahou 38
March 6 Leilehua 53, Waiakea 46 Kalaheo 58, Baldwin 46 Punahou 70, Hilo 66 (3) Kaimuki 53, Aiea 50

<b>1994</b> <b>March 9</b> At Kekuhaupio Gym, Kamehameha Kaimuki 71, Konawaena 56 Moanalua 40, Kapaa 34 At McKinley Kamehameha 67, Waipahu 34 Kahuku 78, Lahainaluna 58	<b>1996</b> <b>Feb. 28</b> At Kekuhaupio Gym, Kamehameha Moanalua 69, Seabury Hall 52 Kahuku 67, Campbell 66 At McKinley Kaiser 45, Kauai 35 Iolani 49, Konawaena 36	<b>1998</b> <b>Feb. 18</b> At McCabe Gym, Saint Louis Kaimuki 55, Waimea 34 Moanalua 74, Hilo 43 At McKinley Seabury Hall 64, Aiea 49 Saint Louis 43, Mililani 41
<b>March 10</b> At Neal Blaisdell Arena Waipahu 59, Lahainaluna 44 Kamehameha 78, (4) Hilo 71 (1) Kalaheo 68, Kahuku 50 (3) Baldwin 61, Kaimuki 51 (2) Iolani 62, Moanalua 50	<b>Feb. 29</b> At Neal Blaisdell Arena Konawaena 63, Kauai 56 (1) Kalaheo 44, Kaiser 41 Iolani 38, (4) Baldwin 32 (3) Saint Louis 63, Kahuku 54 Moanalua 59, (2) Hilo 51	<b>Feb. 19</b> At Neal Blaisdell Arena Hilo 86, Waimea 65 Saint Louis 60, (3) Waiakea 47 (4) Maui 67, Moanalua 61 (2) Kalaheo 45, Seabury Hall 44 (1) Iolani 67, Kaimuki 43
<b>March 11</b> Konawaena 69, Kapaa 65 Kahuku 75, Hilo 64 Moanalua 63, Kaimuki 55 (2) Iolani 63, (3) Baldwin 37 Kamehameha 64, (1) Kalaheo 62	<b>March 1</b> Campbell 64, Seabury Hall 34 Kaiser 33, Baldwin 32 Hilo 101, Kahuku 87 (OT) (1) Kalaheo 40, Iolani 32 Moanalua 51, (3) Saint Louis 41	<b>Feb. 20</b> Mililani 69, Aiea 56 Moanalua 56, Kaimuki 43 Seabury Hall 55, Waiakea 42 (2) Kalaheo 65, Saint Louis 56 (1) Iolani 66, (4) Maui 45
<b>March 12</b> Waipahu 61, Konawaena 60 Moanalua 61, Kahuku 54 Kalaheo 92, Baldwin 58 (2) Iolani 53, Kamehameha 52	<b>March 2</b> Campbell 65, Konawaena 55 Hilo 59, Kaiser 58 Saint Louis 57, Iolani 52 Moanalua 49, (1) Kalaheo 44	<b>Feb. 21</b> Mililani 72, Hilo 65 Moanalua 69, Seabury Hall 60 Saint Louis 77, Maui 45 (1) Iolani 62, (2) Kalaheo 59 (2 OT)
<b>1995</b> <b>March 1</b> At McKinley Moanalua 73, Molokai 53 Punahou 61, Kaimuki 56 At Kekuhaupio Gym, Kamehameha Roosevelt 66, Kauai 62 (2 OT) Waiakea 67, Aiea 61	<b>1997</b> <b>Feb. 19</b> At McCabe Gym, Saint Louis Waiakea 40, Kaiser 37 Moanalua 64, Punahou 56 At Moanalua Aiea 58, Kapaa 55 Seabury Hall 59, Waipahu 35	<b>1999 (At Stan Sheriff Center)</b> <b>Feb. 16</b> Kapaa 45, Waianae 40 Kalani 70, Lahainaluna 58 Saint Louis 60, Kohala 49 Castle 37, Iolani 28
<b>March 2</b> At Neal Blaisdell Arena Molokai 52, Kaimuki 39 (4) Hilo 76, Punahou 66 Waiakea 56, (3) Baldwin 54 (2) Saint Louis 48, Roosevelt 38 (1) Kalaheo 71, Moanalua 41	<b>Feb. 20</b> At Neal Blaisdell Arena Kapaa 52, Waipahu 40 (2) Kalaheo 63, Waiakea 29 (1) Iolani 50, Aiea 46 (4) Hilo 56, Seabury Hall 49 Moanalua 46, (3) Baldwin 45	<b>Feb. 17</b> Iolani 63, Kohala 56 (OT) Saint Louis 53, (4) Maui 47 (3) Waiakea 85, Kalani 75 (1) Kalaheo 59, Castle 36 (2) Punahou 69, Kapaa 31
<b>March 3</b> Aiea 74, Kauai 64 Punahou 65, Moanalua 53 Roosevelt 65, Baldwin 59 (2) Saint Louis 55, Waiakea 44 (1) Kalaheo 87, (4) Hilo 68	<b>Feb. 21</b> Punahou 73, Kaiser 41 Baldwin 46, Waiakea 41 Seabury Hall 67, Aiea 56 Moanalua 57, (2) Kalaheo 55 (2OT) (1) Iolani 64, (4) Hilo 48	<b>Feb. 18</b> Waianae 51, Lahainaluna 46 Maui 59, Castle 43 Kalani 62, Kapaa 57 (2) Punahou 62, (3) Waiakea 32 (1) Kalaheo 60, Saint Louis 51
<b>March 4</b> Aiea 58, Molokai 50 Punahou 80, Roosevelt 66 Waiakea 69, Hilo 63 (OT) (1) Kalaheo 49, (2) Saint Louis 42	<b>Feb. 22</b> Punahou 78, Kapaa 64 Baldwin 69, Seabury Hall 57 (2OT) Kalaheo 70, Hilo 60 Moanalua 58, (1) Iolani 57	<b>Feb. 19</b> Waianae 43, Iolani 34 Maui 62, Kalani 61 Saint Louis 57, Waiakea 39 (2) Punahou 51, (1) Kalaheo 47 (OT)

<b>2000 (At Stan Sheriff Center)</b>
<b>Feb. 22</b> Kalaheo 57, Honokaa 53 Lahainaluna 65, Punahou 52 Radford 55, Kauai 40 Iolani 57, Mililani 33
<b>Feb. 23</b> Honokaa 65, Punahou 54 (4) Baldwin 35, Radford 32 (1) Hilo 61, Iolani 41 (2) Saint Louis 59, Kalaheo 58 (OT) (3) Roosevelt 57, Lahainaluna 39
<b>Feb. 24</b> Mililani 71, Kauai 60 Radford 59, Iolani 57 Kalaheo 50, Lahainaluna 49 (2) Saint Louis 58, (3) Roosevelt 55 (OT) (1) Hilo 58, (4) Baldwin 46
<b>Feb. 25</b> Mililani 70, Honokaa 61 Kalaheo 49, Radford 43 Roosevelt 54, Baldwin 40 (1) Hilo 68, (2) Saint Louis 55

<b>2002</b>
<b>Feb. 20</b> At Radford Kamehameha 30, Kealakehe 28 Kaimuki 61, Punahou 47 At Kekuhaupio Gym, Kamehameha Castle 70, Baldwin 60 Mililani 61, Waimea 45
<b>Feb. 21</b> At Radford Kaimuki 44, (3) Lahainaluna 40 (2) Kalaheo 64, Kamehameha 53 At Kekuhaupio Gym, Kamehameha Mililani 75, (4) Waiakea 58 (1) Iolani 70, Castle 57
<b>Feb. 22</b> At Neal Blaisdell Arena Baldwin 37, Waimea 28 Punahou 78, Kealakehe 58 Castle 71, Waiakea 51 Kamehameha 54, Lahainaluna 51 (OT) (2) Kalaheo 53, Kaimuki 51 (1) Iolani 62, Mililani 51
<b>Feb. 23</b> Punahou 50, Baldwin 44 Castle 48, Kamehameha 46 Kaimuki 61, Mililani 54 (1) Iolani 58, (2) Kalaheo 57

<b>2004 (At Neal Blaisdell Arena)</b>
<b>Feb. 25</b> Punahou 68, Waiakea 64 Mililani 67, Baldwin 56 Kaimuki 48, Waimea 46 Kamehameha 56, McKinley 38
<b>Feb. 26</b> Baldwin 62, Waimea 40 Mililani 72, (4) Kealakehe 62 Punahou 74, (3) Maui 55 (2) Kalaheo 55, Kamehameha 44 (1) Iolani 63, Kaimuki 41
<b>Feb. 27</b> McKinley 66, Waiakea 65 Kealakehe 56, Kaimuki 39 Kamehameha 53, Maui 44 (1) Iolani 71, Mililani 45 (2) Kalaheo 62, Punahou 43
<b>Feb. 28</b> Baldwin 57, McKinley 55 (OT) Kamehameha 59, Kealakehe 55 (OT) Punahou 56, Mililani 47 (1) Iolani 64, (2) Kalaheo 54

<b>2001</b>
<b>Feb. 21</b> At McKinley Saint Louis 54, Waiakea 39 Punahou 60, Kahuku 55 At McCabe Gym, Saint Louis Leilehua 70, Kapaa 49 Mililani 42, Baldwin 41
<b>Feb. 22</b> At McKinley Saint Louis 39, (4) Maui 32 (1) Kalaheo 71, Punahou 56 At McCabe Gym, Saint Louis (3) Honokaa 51, Mililani 47 (2) Iolani 65, Leilehua 63 (OT)
<b>Feb. 23 At Stan Sheriff Center</b> Kahuku 70, Waiakea 57 Baldwin 59, Kapaa 45 Punahou 59, Maui 48 Leilehua 70, Mililani 57 (1) Kalaheo 52, Saint Louis 44 (2) Iolani 49, (3) Honokaa 47
<b>Feb. 24</b> Kahuku 69, Baldwin 55 Leilehua 78, Punahou 61 Honokaa 50, Saint Louis 44 (1) Kalaheo 68, (2) Iolani 60

<b>2003 (At Neal Blaisdell Arena)</b>
<b>Feb. 26</b> Leilehua 52, Waimea 45 Kamehameha 64, Waiakea 52 Baldwin 59, Mililani 43 Saint Louis 47, Kaimuki 45
<b>Feb. 27</b> Waiakea 86, Mililani 80 (2OT) Saint Louis 73, (3) Keaau 36 (2) Maui 68, Leilehua 49 (1) Iolani 78, Baldwin 50 Kamehameha 60, (4) Kalaheo 55 (OT)
<b>Feb. 28</b> Waimea 54, Kaimuki 53 Kalaheo 62, Baldwin 42 Leilehua 44, Keaau 41 Saint Louis 59, (2) Maui 49 (1) Iolani 53, Kamehameha 48
<b>March 1</b> Waimea 65, Waiakea 57 Kalaheo 54, Leilehua 48 Maui 48, Kamehameha 45 (1) Iolani 61, Saint Louis 37

<b>2005 (At Neal Blaisdell Arena)</b>
<b>Feb. 23</b> Campbell 63, KS-Maui 42 Punahou 65, Waiakea 53 Kalaheo 66, Kauai 53 KS-Kapalama 69, Kaimuki 49
<b>Feb. 24</b> Kauai 70, KS-Maui 35 Campbell 69, (4) Konawaena 62 (OT) (2) Kahuku 56, KS-Kapalama 47 (3) Baldwin 56, Punahou 50 (1) Iolani 64, Kalaheo 49
<b>Feb. 25</b> Waiakea 61, Kaimuki 48 Kalaheo 55, Konawaena 49 Punahou 63, KS-Kapalama 42 (1) Iolani 65, Campbell 46 (2) Kahuku 60, (3) Baldwin 57
<b>Feb. 26</b> Kauai 56, Waiakea 46 Punahou 48, Kalaheo 39 Baldwin 65, Campbell 62 (1) Iolani 62 (2) Kahuku 51

<b>2006</b>
<b>Feb. 21</b> At Radford Kahuku 67, Honokaa 63 (OT) Kalaheo 93, Waimea 36 At McKinley KS-Kapalama 51, Lahainaluna 49 Campbell 64, Saint Louis 63
<b>Feb. 22</b> At Radford Kahuku 50, (4) Baldwin 46 (OT) (1) Iolani 59, Kalaheo 38 At McKinley KS-Kapalama 49, (3) KS-Hawaii 45 (2) Kaimuki 68, Campbell 50
<b>Feb. 23</b> At Stan Sheriff Center Waimea 35, Honokaa 27 Saint Louis 79, Lahainaluna 54 Kalaheo 49, Baldwin 37 KS-Hawaii 59, Campbell 54 (2) Kaimuki 46, KS-Kapalama 41 (OT) (1) Iolani 60, Kahuku 36
<b>Feb. 24</b> At Stan Sheriff Center Saint Louis 79, Waimea 55 Kalaheo 54, KS-Hawaii 34 KS-Kapalama 66, Kahuku 60 (1) Iolani 54, Kaimuki 41

<b>2008</b>
<b>Feb. 16</b> (Play-in game at Hilo Civic) KS Kapalama 50, Honokaa 27
<b>Feb. 20</b> At Radford Punahou 65, Lahainaluna 32 KS-Kapalama 62, Kahuku 57 At McKinley KS-Hawaii 55, Kalaheo 49 Moanalua 65, Campbell 43
<b>Feb. 21</b> At Radford Kahuku 62, Lahainaluna 49 (2) Konawaena 54, KS-Kapalama 53 Punahou 56, (3) Mililani 31 At McKinley Campbell 75, Kalaheo 74 KS-Hawaii 52, (4) KS-Maui 38 Moanalua 58, (1) Iolani 55
<b>Feb. 22</b> At Neal Blaisdell Arena Kahuku 65, Campbell 62 Iolani 81, KS-Maui 60 KS-Kapalama 46, Mililani 32 KS-Hawaii 51, Moanalua 45 Punahou 61, (2) Konawaena 35
<b>Feb. 23</b> At Neal Blaisdell Arena KS-Kapalama 69, Iolani 49 Konawaena def. Moanalua (forfeit) Punahou 41, KS-Hawaii 38

<b>2010</b>
<b>March 3</b> At Radford Kahuku 61, Waiakea 56 Mililani 63, Farrington 51 At McKinley Punahou 59, KS Maui 45 KS Kapalama 67, Campbell 53
<b>March 4</b> At Radford Waiakea 43, Farrington 36 Kahuku 65, (4) Lahainaluna 62 (1) Iolani 72, Mililani 53 At McKinley KS Maui 63, Campbell 54 Punahou 76, (3) Hilo 46 KS Kapalama 53, (2) Moanalua 50
<b>March 5</b> At Stan Sheriff Center KS Maui 53, Waiakea 43 Mililani 73, Lahainaluna 62 Moanalua 64, Hilo 60 (1) Iolani 55, Kahuku 44 KS Kapalama 47, Punahou 43
<b>March 6</b> At Stan Sheriff Center Mililani 71, Moanalua 67 (OT) Punahou 58, Kahuku 56 (1) Iolani 46, KS Kapalama 43

<b>2007</b>
<b>Feb. 17</b> (Play-in game at Kealakehe) Saint Louis 63, Konawaena 42
<b>Feb. 20</b> At Radford Saint Louis 50, Campbell 30 Iolani 70, Baldwin 45 At McKinley Kalaheo 47, Honokaa 37 Moanalua 73, Radford 71 (OT)
<b>Feb. 21</b> At Radford (3) KS-Hawaii 57, Iolani 54 (2) Kaimuki 53, Saint Louis 51 At McKinley Kalaheo 68, (4) KS-Maui 39 (1) Punahou 73, Moanalua 63
<b>Feb. 22</b> At Stan Sheriff Center Honokaa 47, Radford 38 Campbell 67, Baldwin 53 Moanalua 58, KS-Maui 47 Iolani 41, Saint Louis 39 (1) Punahou 66, Kalaheo 53 (2) Kaimuki 54, (3) KS-Hawaii 44
<b>Feb. 23</b> At Stan Sheriff Center Honokaa 47, Campbell 43 Iolani 77, Moanalua 57 Kalaheo 82, KS-Hawaii 71 (2) Kaimuki 61, (1) Punahou 53

<b>2009</b>
<b>Feb. 28</b> (Play-in game at Keaau) Punahou 52, KS Hawaii 36
<b>March 4</b> At McKinley Kaimuki 76, Keaau 60 Kalaheo 63, Radford 36 At Radford Iolani 60, Lahainaluna 50 Punahou 51, Campbell 32
<b>March 5</b> At McKinley Radford 56, Keaau 53 (OT) Kaimuki 64, (4) Baldwin 51 (1) KS-Kapalama 67, Kalaheo 36 At Radford Lahainaluna 53, Campbell 45 Iolani 58, (3) Waiakea 40 (2) Kahuku 40, Punahou 39
<b>March 6</b> At Neal Blaisdell Arena Lahainaluna 47, Radford 33 Kalaheo 62, Baldwin 58 Punahou 48, Waiakea 44 (1) KS-Kapalama 63, Kaimuki 57 (3OT) (2) Kahuku 56, Iolani 53
<b>March 7</b> At Neal Blaisdell Arena Punahou 51, Kalaheo 28 Iolani 53, Kaimuki 50 (1) KS-Kapalama 47, (2) Kahuku 45

<b>2011</b>
<b>Feb. 16</b> At Farrington Kahuku 82, Hilo 56 Radford 52, Mililani 50 At McKinley KS-Kapalama 86, Baldwin 38 Academy of the Pacific 53, Roosevelt 46
<b>Feb. 17</b> At Farrington Roosevelt 39, Baldwin 36 KS-Kapalama 80, (3) KS-Hawaii 51 Academy of the Pacific 51, (2) Moanalua 50 (OT) At McKinley Mililani 63, Hilo 55 Kahuku 66, (4) Lahainaluna 56 (1) Iolani 64, Radford 24
<b>Feb. 18</b> At Stan Sheriff Center Mililani 64, Roosevelt 60 Radford 63, Lahainaluna 47 Moanalua 62, KS-Hawaii 47 KS-Kapalama 68, Academy of the Pacific 54 (1) Iolani 45, Kahuku 38
<b>Feb. 19</b> At Stan Sheriff Center Radford 41, Moanalua 40 Kahuku 69, Academy of the Pacific 53 KS-Kapalama 64, (1) Iolani 53



2012	2014	2016
<u>Feb. 22</u> At McKinley Hilo 50, Moanalua 45 Leilehua 61, Kapolei 43 At Radford King Kekaulike 43, KS Kapalama 38 Academy of the Pacific 46, Pearl City 26	<u>Feb. 19</u> At McKinley Campbell 46, Leilehua 35 Lahainaluna 57, Kalaheo 27 At Radford Mililani 70, Waiakea 62 Maryknoll 59, Moanalua 54	<u>Feb. 17</u> At Moanalua Kahuku 72, Konawaena 40 Punahou 51, Leilehua 47 (OT) At McKinley Baldwin 43, McKinley 40 Kaiser 41, Kailua 35
<u>Feb. 23</u> At McKinley Kapolei 83, Moanalua 51 (4) Baldwin 41, Leilehua 39 (1) Punahou 78, Hilo 53 At Radford KS Kapalama 56, Pearl City 49 (3) KS Hawaii 39, Academy of the Pacific 37 (OT) (2) Kahuku 46, King Kekaulike 35	<u>Feb. 20</u> At McKinley Kalaheo 41, Leilehua 38 Campbell 58, (4) Konawaena 53 (1) Iolani 54, Lahainaluna 32 At Moanalua Waiakea 52, Moanalua 49 (2) Farrington 46, Mililani 44 Maryknoll 66, (3) Baldwin 61	<u>Feb. 18</u> At Moanalua Leilehua 39, Konawaena 31 Punahou 57, (3) Lahainaluna 47 Kahuku 72, (2) Kalaheo 52 At McKinley McKinley 58, Kailua 33 Kaiser 77, (4) Waiakea 61 (1) Iolani 43, Baldwin 27
<u>Feb. 24</u> At Neal Blaisdell Arena Kapolei 50, KS Kapalama 46 Leilehua 60, Hilo 55 Academy of the Pacific 60, King Kekaulike 45 (1) Punahou 59, (4) Baldwin 41 (2) Kahuku 57, (3) KS Hawaii 50	<u>Feb. 21</u> At Neal Blaisdell Arena Waiakea 54, Kalaheo 32 Konawaena 69, Lahainaluna 49 Baldwin 63, Mililani 54 (1) Iolani 56, Campbell 33 (2) Farrington 63, Maryknoll 57	<u>Feb. 19</u> At Stan Sheriff Center McKinley 45, Leilehua 41 Baldwin 59, Waiakea 52 Kalaheo 58, Lahainaluna 51 Punahou 52, Kahuku 50 (OT) (1) Iolani 61, Kaiser 42
<u>Feb. 25</u> At Neal Blaisdell Arena Academy of the Pacific 56, Leilehua 45 Baldwin 53, KS Hawaii 49 (1) Punahou 59, (2) Kahuku 52	<u>Feb. 22</u> At Neal Blaisdell Arena Konawaena 52, Baldwin 51 Maryknoll 73, Campbell 63 (1) Iolani 43, (2) Farrington 40	<u>Feb. 20</u> At Stan Sheriff Center Kalaheo 59, Baldwin 50 (2OT) Kahuku 64, Kaiser 58 (1) Iolani 45, Punahou 40

2013	2015	2017
<u>Feb. 20</u> At McKinley Baldwin 57, Kapolei 43 Pearl City 68, Moanalua 60 (OT) At Moanalua Mililani 84, KS-Hawaii 68 Punahou 63, Farrington 50	<u>Feb. 25</u> At Moanalua Kalaheo 77, Maui 65 Kahuku 49, Moanalua 48 At McKinley Campbell 42, KS Hawaii 34 Iolani 37, Leilehua 36	<u>Feb. 13</u> At Iolani Iolani 59, Moanalua 43 At Kapolei Leilehua 51, Kapolei 49 (OT) At Maui Kalaheo 83, Maui 51 At Konawaena Konawaena 68, Kailua 55
<u>Feb. 21</u> At McKinley Moanalua 67, Kapolei 55 (4) Konawaena 44, Pearl City 33 (1) Maryknoll 64, Baldwin 54 At Moanalua Farrington 57, KS-Hawaii 56 Punahou 56, (3) King Kekaulike 32 (2) Kalaheo 56, Mililani 32	<u>Feb. 26</u> At Moanalua Moanalua 75, Maui 66 Kahuku 57, (4) Konawaena 45 Kalaheo 64, (1) Punahou 48 At McKinley Leilehua 39, KS Hawaii 35 Campbell 51, (2) Farrington 45 Iolani 44, (3) Lahainaluna 34	<u>Feb. 15</u> At McKinley Iolani 70 (4) Waiakea 37 (1) Kahuku 87, Kalaheo 45 At Radford (3) Lahainaluna 44, Leilehua 32 (2) Punahou 70, Konawaena 52
<u>Feb. 22</u> At Neal Blaisdell Arena Farrington 75, Moanalua 64 Baldwin 58, Pearl City 49 King Kekaulike 67, Mililani 50 (2) Kalaheo 55, Punahou 48 (OT) (1) Maryknoll 45, (4) Konawaena 32	<u>Feb. 27</u> At Stan Sheriff Center Moanalua 75, Leilehua 66 Punahou 83, Konawaena 40 Lahainaluna 63, Farrington 54 Iolani 29, Campbell 27 Kalaheo 36, Kahuku 35	<u>Feb. 16</u> At Radford Kalaheo 72, Waiakea 70 Leilehua 71, Konawaena 49 At McKinley (1) Kahuku 51, Iolani 48 (OT) (2) Punahou 54, (3) Lahainaluna 47
<u>Feb. 23</u> At Neal Blaisdell Arena Baldwin 50, King Kekaulike 35 Punahou 67, Konawaena 41 (2) Kalaheo 60, (1) Maryknoll 54 (OT)	<u>Feb. 21</u> At Stan Sheriff Center Lahainaluna 59, Punahou 54 Campbell 63, Kahuku 59 (2OT) Kalaheo 53, Iolani 45	<u>Feb. 17</u> At Stan Sheriff Center Kalaheo 50, Leilehua 43 Lahainaluna 60, Iolani 58 (1) Kahuku 70, (2) Punahou 55

<b>2018</b>	<b>2020</b>	<b>2023</b>
<u>Feb. 12</u> At KS-Maui Kapolei 49, KS Maui 34 At Kahuku Kahuku 54, Kailua 36 At Konawaena Moanalua 62, Konawaena 52 At Punahou Punahou 59, McKinley 39	<u>Feb. 17</u> At Waiakea Leilehua 82, Waiakea 53 At Kahuku Kahuku 56, Kaiser 37 At Lahaina Damien 58, Lahainaluna 49 At Maryknoll Maryknoll 49, Kalaheo 41 (OT)	<u>Feb. 6</u> At Lahaina Kailua 82, Lahainaluna 53 At Mililani Moanalua 60, Mililani 56 At Konawaena Kahuku 52, Konawaena 35 At Maryknoll Maryknoll 56, Leilehua 37
<u>Feb. 14</u> At Moanalua Kahuku 62, (4) KS-Hawaii 37 (1) Maryknoll 57, Kapolei 42 At McKinley Punahou 50, (3) Lahainaluna 40 Moanalua 52, (2) Kalaheo 50	<u>Feb. 19</u> At McKinley Kahuku 64, (4) Baldwin 53 (1) KS-Kapalama 72, Leilehua 43 At Moanalua Maryknoll 61, (3) KS-Hawaii 32 Damien 64, (2) Moanalua 57	<u>Feb. 8</u> At Moanalua Moanalua 54, (4) KS-Hawaii 49 (1) Saint Louis 51, Kailua 48 At McKinley Maryknoll 41, (3) KS-Maui 19 (2) Campbell 43, Kahuku 40
<u>Feb. 15</u> At Stan Sheriff Center Kapolei 57, KS-Hawaii 54 Lahainaluna 61, Kalaheo 50 Kahuku 49, (1) Maryknoll 43 Punahou 75, Moanalua 69	<u>Feb. 20</u> At Stan Sheriff Center Moanalua 73, KS-Hawaii 61 Baldwin 73, Leilehua 54 Maryknoll 57, Damien 40 (1) KS-Kapalama 48, Kahuku 39	<u>Feb. 9</u> At McKinley Kailua 62, KS-Hawaii 58 Kahuku 51, KS-Maui 44 (OT) At Moanalua (2) Campbell 46, Maryknoll 38 (2OT) (1) Saint Louis 47, Moanalua 34
<u>Feb. 16</u> At Stan Sheriff Center Lahainaluna 57, Kapolei 55 Maryknoll 67, Moanalua 52 Punahou 64, Kahuku 37	<u>Feb. 21</u> At Stan Sheriff Center Moanalua 64, Baldwin 52 Kahuku 50, Damien 49 Maryknoll 46, (1) KS-Kapalama 33	<u>Feb. 10</u> At Damien Kahuku 48, Kailua 47 At Stan Sheriff Center Maryknoll 63, Moanalua 60 (1) Saint Louis 41, (2) Campbell 39

<b>2019</b>	<b>2022</b>	<b>2024</b>
<u>Feb. 18</u> At Baldwin Kapolei 49, Baldwin 41 (OT) At Kailua Kailua 68, Kalaheo 40 At Hilo Iolani 72, Hilo 45 At Punahou Punahou 64, Kahuku 46	<u>Feb. 17</u> At KS-Hawaii Kahuku 62, KS-Hawaii 37 At Kailua Kailua 53, Kapolei 33 At KS-Maui Maryknoll 44, KS-Maui 34 At Iolani Iolani 59, Roosevelt 35	<u>Feb. 19</u> At  At  At  At
<u>Feb. 21</u> At McKinley Kailua 52, (4) Waiakea 48 (1) Maryknoll 51, Kapolei 30 At Moanalua Punahou 74, (3) Lahainaluna 54 Iolani 52, (2) Moanalua 47 (OT)	<u>Feb. 19</u> At McKinley Iolani 57, (3) Hilo 21 (2) Mililani 49, Maryknoll 43 At Moanalua (4) Baldwin 60, Kailua 57 (1) Saint Louis 63, Kahuku 36	<u>Feb. 22</u> At Saint Louis  At Punahou
<u>Feb. 22</u> At Stan Sheriff Center Moanalua 58, Lahainaluna 52 Kapolei 62, Waiakea 37 Punahou 48, Iolani 42 (1) Maryknoll 47, Kailua 29	<u>Feb. 20</u> At McKinley Kahuku 53, Kailua 36 Maryknoll 53, Hilo 29 At Moanalua (1) Saint Louis 40, (4) Baldwin 32 (2) Mililani 45, Iolani 39 (OT)	<u>Feb. 23</u> At Saint Louis  At Punahou
<u>Feb. 23</u> At Stan Sheriff Center Kapolei 57, Moanalua 50 Iolani 48, Kailua 46 (1) Maryknoll 50, Punahou 34	<u>Feb. 21</u> At Neal Blaisdell Arena Maryknoll 49, Kahuku 47 Iolani 68, Baldwin 50 (1) Saint Louis 57, (2) Mililani 34	<u>Feb. xx</u> At Neal Blaisdell Arena

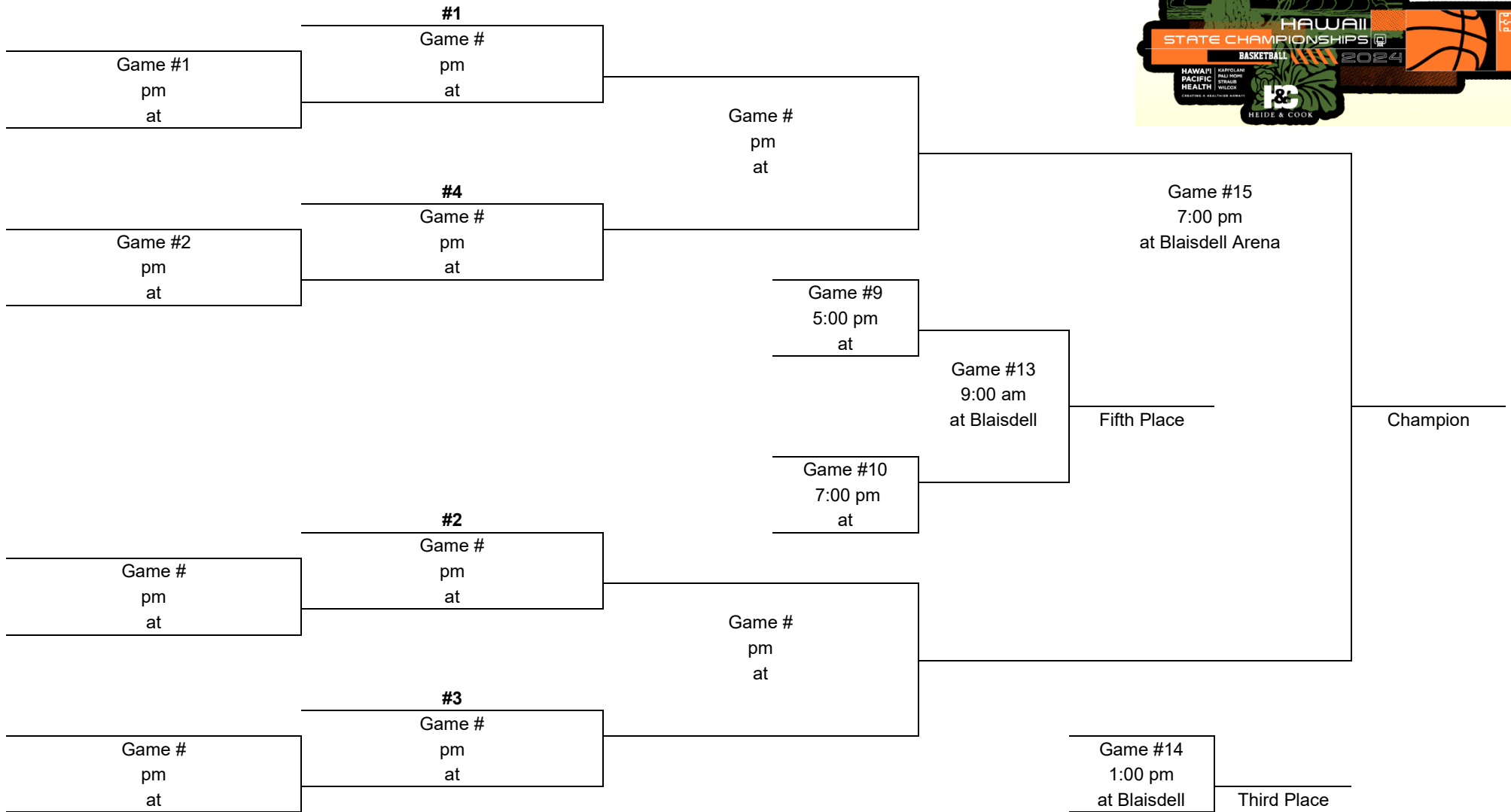
# 2024 – Boys Basketball - Division 1: 12-team tournament (School sites, Saint Louis gym, Punahou gym, Neal Blaisdell Center)

Monday, Feb. 19

Thursday, Feb. 22

Friday, Feb. 23

Saturday, Feb. 24



PARTICIPATING TEAMS				ALL-TOURNAMENT TEAM:
<b>OIA (6)</b>	<b>ILH (2)</b>	<b>BIIF (2)</b>	<b>MIL (2)</b>	<b>Leading scorer: (3 games):</b>  <b>(4 games):</b>
1.	1.	1.	1.	
2.	2.	2.	2.	
3.				
4.				
5.				
6.				

# 2023 – Boys Basketball - Division 1: 12-team tournament (School sites, McKinley gym, Moanalua gym, Stan Sheriff Center)

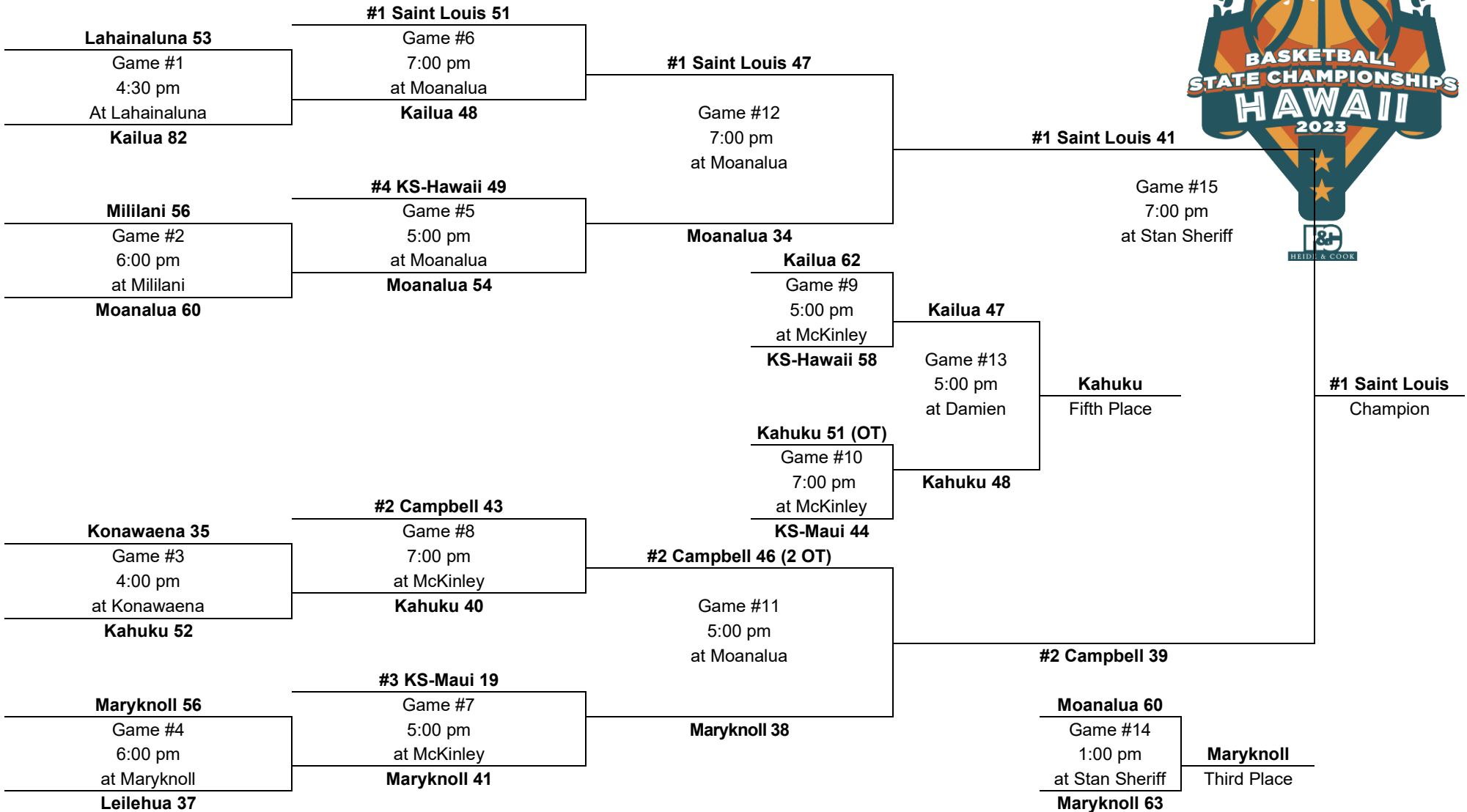


Monday, Feb. 6

Wednesday, Feb. 8

Thursday, Feb. 9

Friday, Feb. 10



PARTICIPATING TEAMS				ALL-TOURNAMENT TEAM:
<p><b>OIA (6)</b></p> <p>1. Campbell 2. Mililani 3. Kailua 4. Leilehua 5. Kahuku 6. Moanalua</p>	<p><b>ILH (2)</b></p> <p>1. Saint Louis 2. Maryknoll</p>	<p><b>BIIF (2)</b></p> <p>1. KS-Hawaii 2. Konawaena</p>	<p><b>MIL (2)</b></p> <p>1. KS-Maui 2. Lahainaluna</p>	<p><b>Pupualii Sepulona, Saint Louis</b>– Most Outstanding Player</p> <p>Miles Hornage, Campbell                      Jordan Posiluai, Saint Louis</p> <p>Rondell Blenman-Villareal, Campbell        Shancin Revuelto, Saint Louis</p> <p>Justin Yap, Maryknoll</p> <p><b>Leading scorer:</b> (3 games): Pupualii Sepulona, Saint Louis (18-27 FG, 0-3 3-FG, 20-30 FT, 56 pts, 18.7 ppg)</p> <p>(4 games): Jonny Philbrick, Kailua (19 FG, 4 3-FG, 29-36 FT, 97 pts, 24.3 ppg)</p>

# 2022 – Boys Basketball - Division 1: 12-team tournament (School sites, McKinley gym, Moanalua gym, Neal Blaisdell Arena)

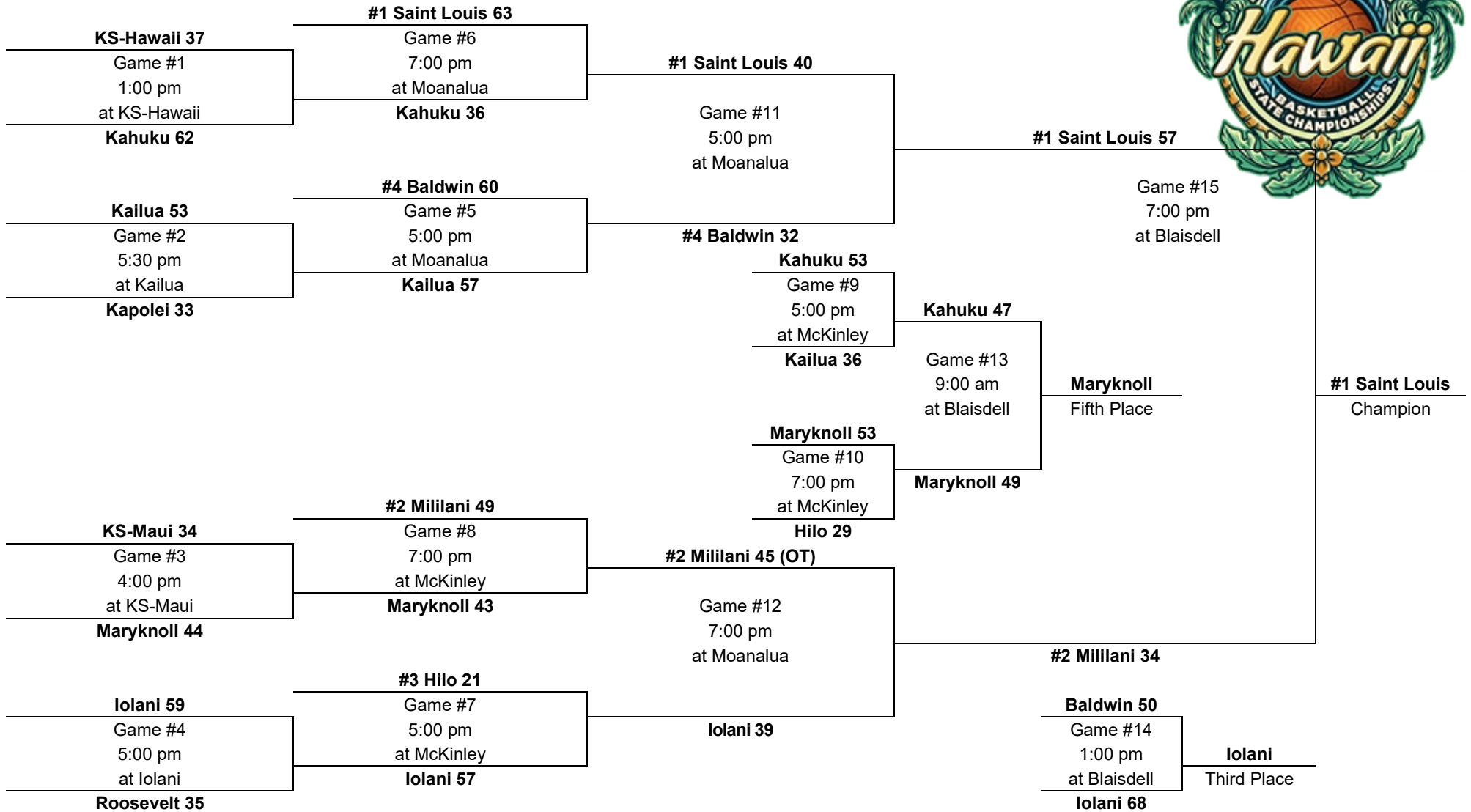


Monday, Feb. 21

Thursday, Feb. 24

Friday, Feb. 25

Saturday, Feb. 26



PARTICIPATING TEAMS				ALL-TOURNAMENT TEAM: Aiva Arquette, Saint Louis – Most Outstanding Player	
<p><b>OIA (5)</b></p> <p>1. Mililani 2. Kailua 3. Kahuku 4. Roosevelt 5. Kapolei</p>	<p><b>ILH (3)</b></p> <p>1. Saint Louis 2. Iolani 3. Maryknoll</p>	<p><b>BIIF (2)</b></p> <p>1. Hilo 2. KS-Hawaii</p>	<p><b>MIL (2)</b></p> <p>1. Baldwin 2. KS-Maui</p>	<p>JJ Mandaquit, Iolani</p> <p>Hayden Bayudan, Saint Louis</p> <p>Cole Schmidt, Saint Louis</p> <p><b>Leading scorer:</b> (3 games) Aiva Arquette, Saint Louis (18-42 FG, 3-13 3-FG, 9-14 FT, 48 pts, 16.0 ppg)</p> <p>(4 games) Amari Westmoreland-Vendiola, Kahuku (30 FG, 4 3-FG, 13-20 FT, 77 pts, 19.3 ppg)</p>	<p>Quitain Akaka, Baldwin</p> <p>Jackson Mayo, Mililani</p>

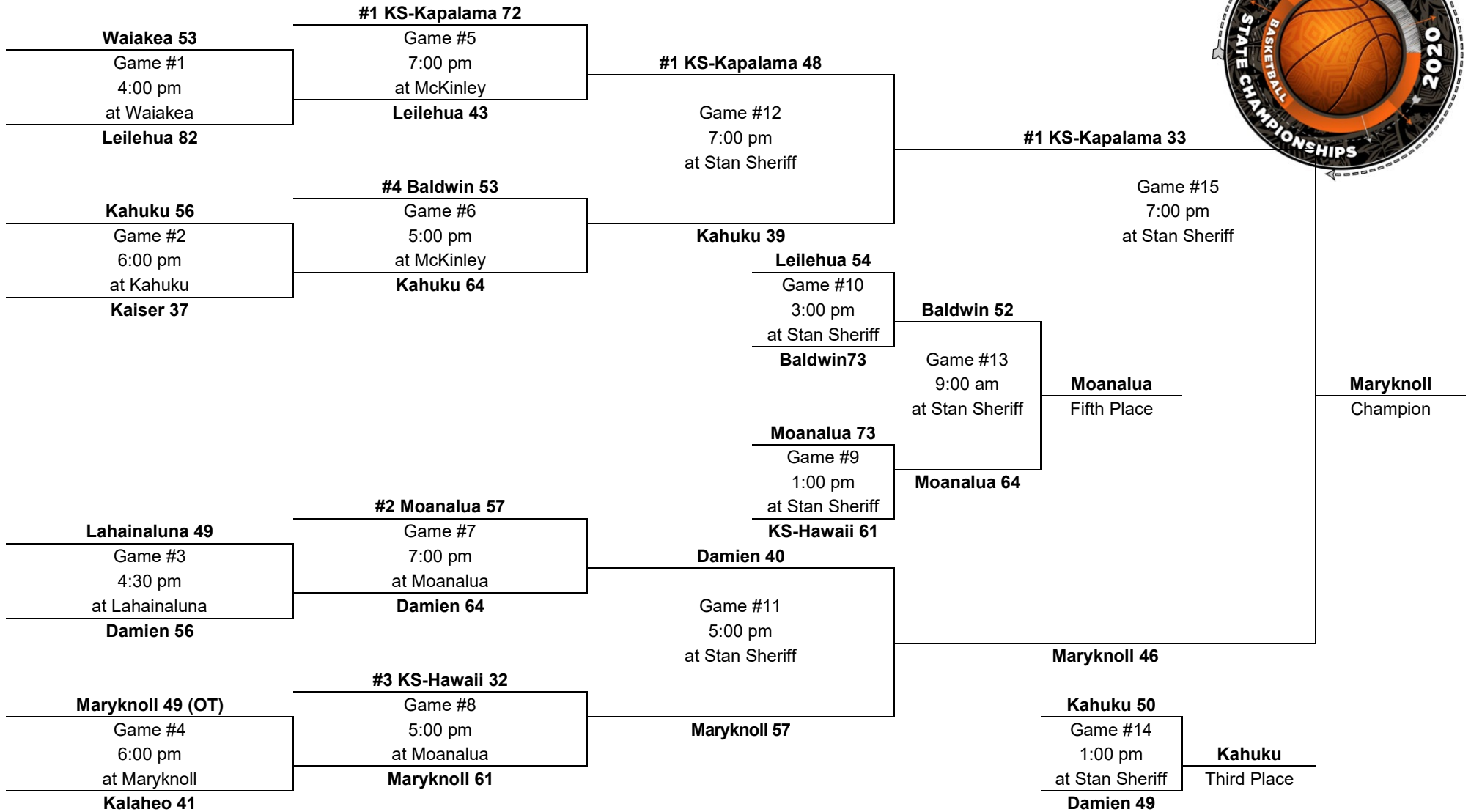
# 2020 – Boys Basketball - Division 1: 12-team tournament (School sites, McKinley gym, Moanalua gym, Stan Sheriff Center)

Monday, Feb. 17

Wednesday, Feb. 19

Thursday, Feb. 20

Friday, Feb. 21



PARTICIPATING TEAMS				ALL-TOURNAMENT TEAM: Sage Tolentino, Maryknoll – Most Outstanding Player	
<b>OIA (5)</b> 1. Moanalua 2. Kahuku 3. Leilehua 4. Kalaheo 5. Kaiser	<b>ILH (3)</b> 1. KS-Kapalama 2. Maryknoll 3. Damien	<b>BIIF (2)</b> 1. KS-Hawaii 2. Waiakea	<b>MIL (2)</b> 1. Baldwin 2. Lahainaluna	Jake Holtz, Damien Niko Robben, Maryknoll Christmas Togia, KS-Kapalama	Kordel Ng, KS-Kapalama Liko Soares, Maryknoll
				<b>Leading scorer:</b> (3 games) Geremy Robinson, Moanalua (27-52 FG, 5-11 3-FG, 15-22 FT, 74 pts, 24.7 ppg) (4 games) Jake Holtz, Damien (24-44 FG, 3-6 3-FG, 12-17 FT, 63 pts, 15.7 ppg)	

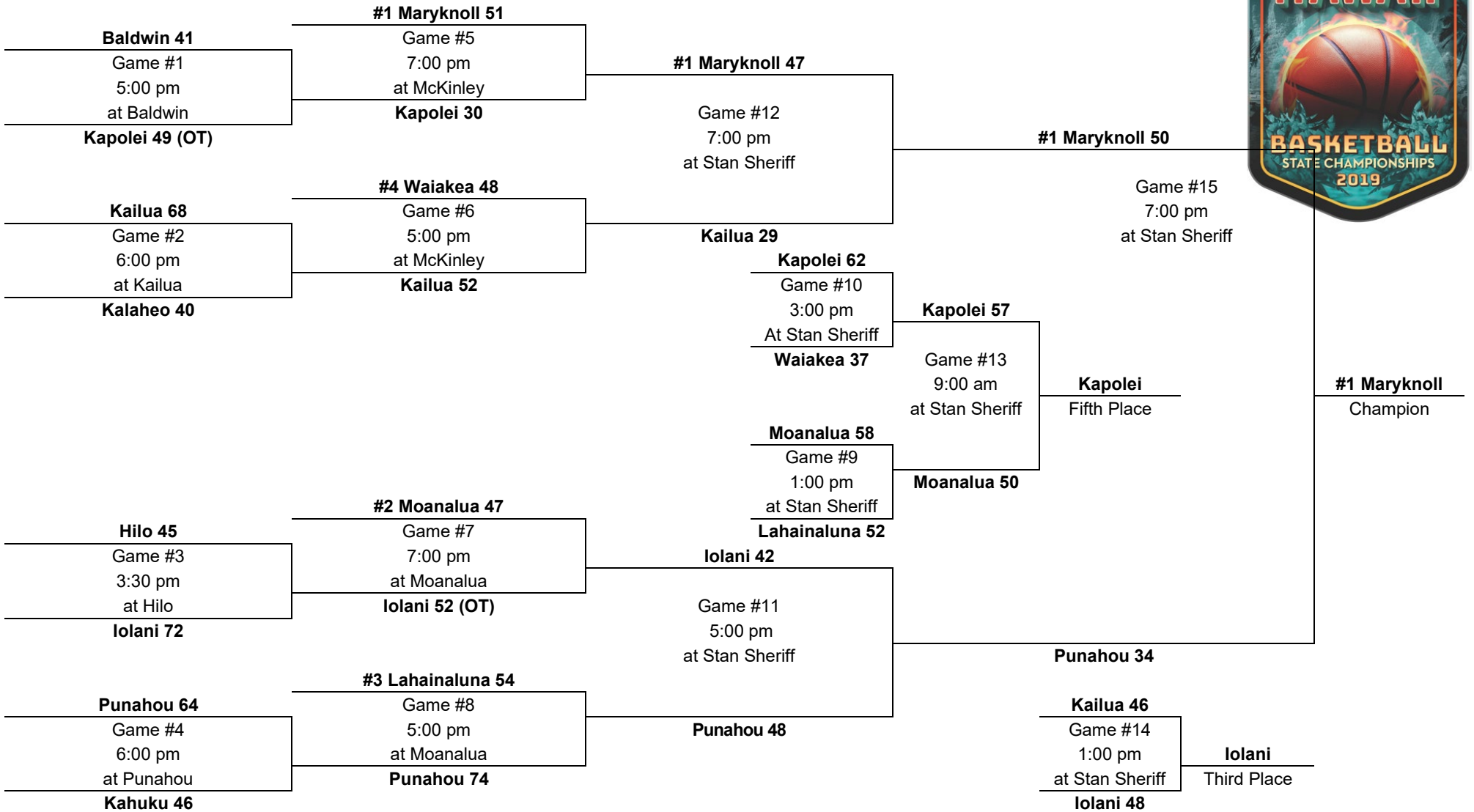
# 2019 – Boys Basketball - Division 1: 12-team tournament (School sites, McKinley gym, Moanalua gym, Stan Sheriff Center)

Monday, Feb. 18

Thursday, Feb. 21

Friday, Feb. 22

Saturday, Feb. 23



PARTICIPATING TEAMS				ALL-TOURNAMENT TEAM: Makoto Kamata, Maryknoll – Most Outstanding Player	
<b>OIA (5)</b> 1. Moanalua 2. Kailua 3. Kapolei 4. Kahuku 5. Kalaheo	<b>ILH (3)</b> 1. Maryknoll 2. Punahou 3. Iolani	<b>BIIF (2)</b> 1. Waiakea 2. Hilo	<b>MIL (2)</b> 1. Lahainaluna 2. Baldwin	Marcus Tobin, Maryknoll Jakob Kimura, Punahou Everett Torres-Kahapea, Kailua	Duke Clemens, Punahou Kawika Lee, Iolani
				<b>Leading scorer:</b> (3 games) Makoto Kamata, Maryknoll (11-30 FG, 4-12 3-FG, 18-22 FT, 44 pts, 14.6 ppg) (4 games) Everett Torres-Kahapea, Kailua (28-62 FG, 12-36 3-FG, 11-17 FT, 79 pts, 19.8 ppg)	

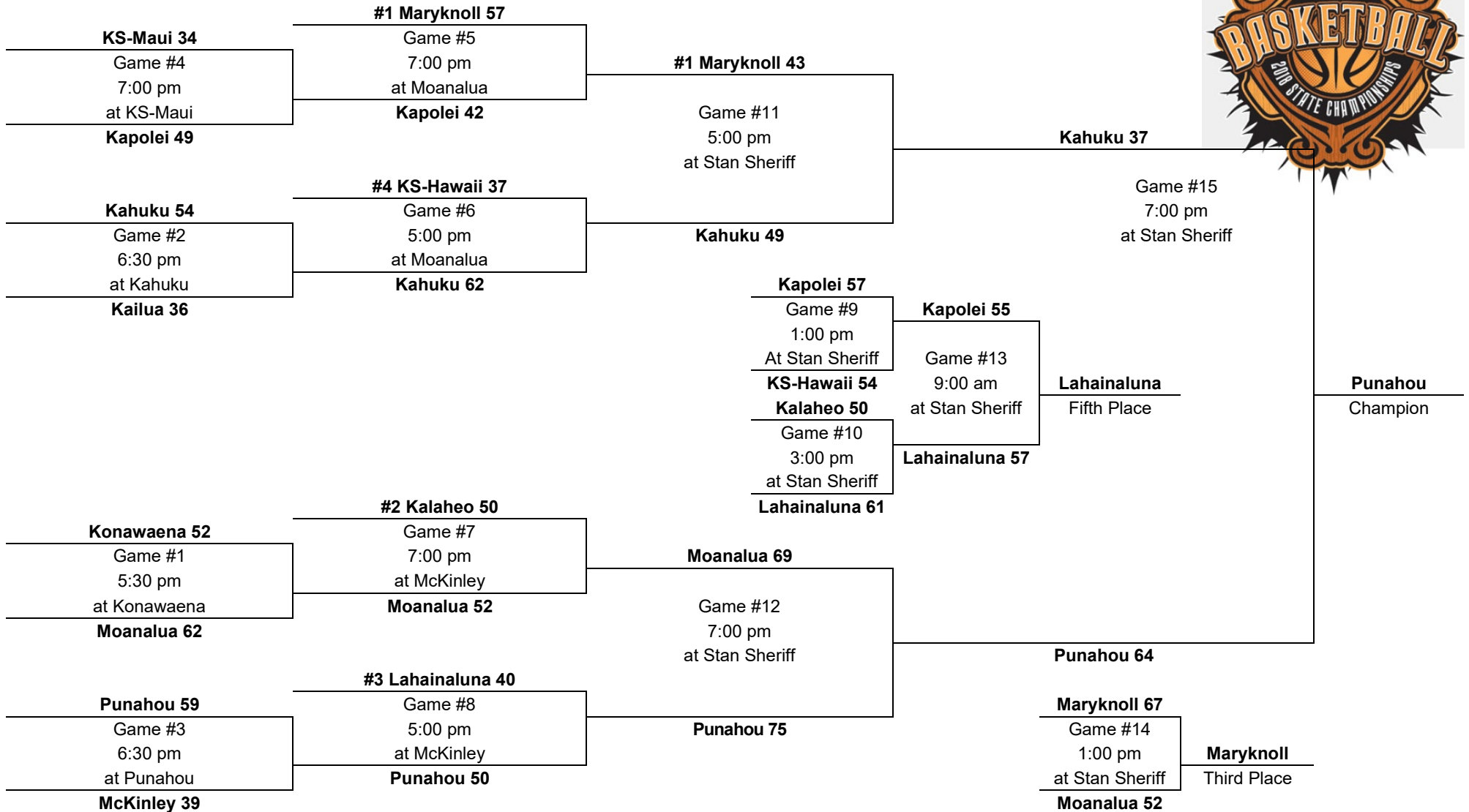
# 2018 – Boys Basketball - Division 1: 12-team tournament (School sites, McKinley gym, Moanalua gym, Stan Sheriff Center)

Monday, Feb. 12

Wednesday, Feb. 14

Thursday, Feb. 15

Friday, Feb. 16



PARTICIPATING TEAMS				ALL-TOURNAMENT TEAM: Zayne Chong, Punahou – Most Outstanding Player Cole Arceneaux, Punahou      Tolu Smith, Kahuku Nalu Kapahea, KS-Hawaii      Duke Clemens, Punahou Hunter Hosoda, Punahou <b>Leading scorer:</b> (3 games) Steven Kama, Lahainaluna (15-26 FG, 2-2 3-FG, 6-8 FT, 38 pts, 12.7 ppg) (4 games) Zoar Nedd, Kapolei (31-68 FG, 6-17 3-FG, 10-16 FT, 78 pts, 19.5 ppg)
<b>OIA (6)</b> 1. Kalaheo 2. Kahuku 3. Kapolei 4. McKinley 5. Moanalua 6. Kailua	<b>ILH (2)</b> 1. Maryknoll 2. Punahou	<b>BIIF (2)</b> 1. KS-Hawaii 2. Konawaena	<b>MIL (2)</b> 1. Lahainaluna 2. KS-Maui	



# 2017 – Boys Basketball - Division 1: 12-team tournament (School sites, McKinley gym, Radford gym, Stan Sheriff Center)

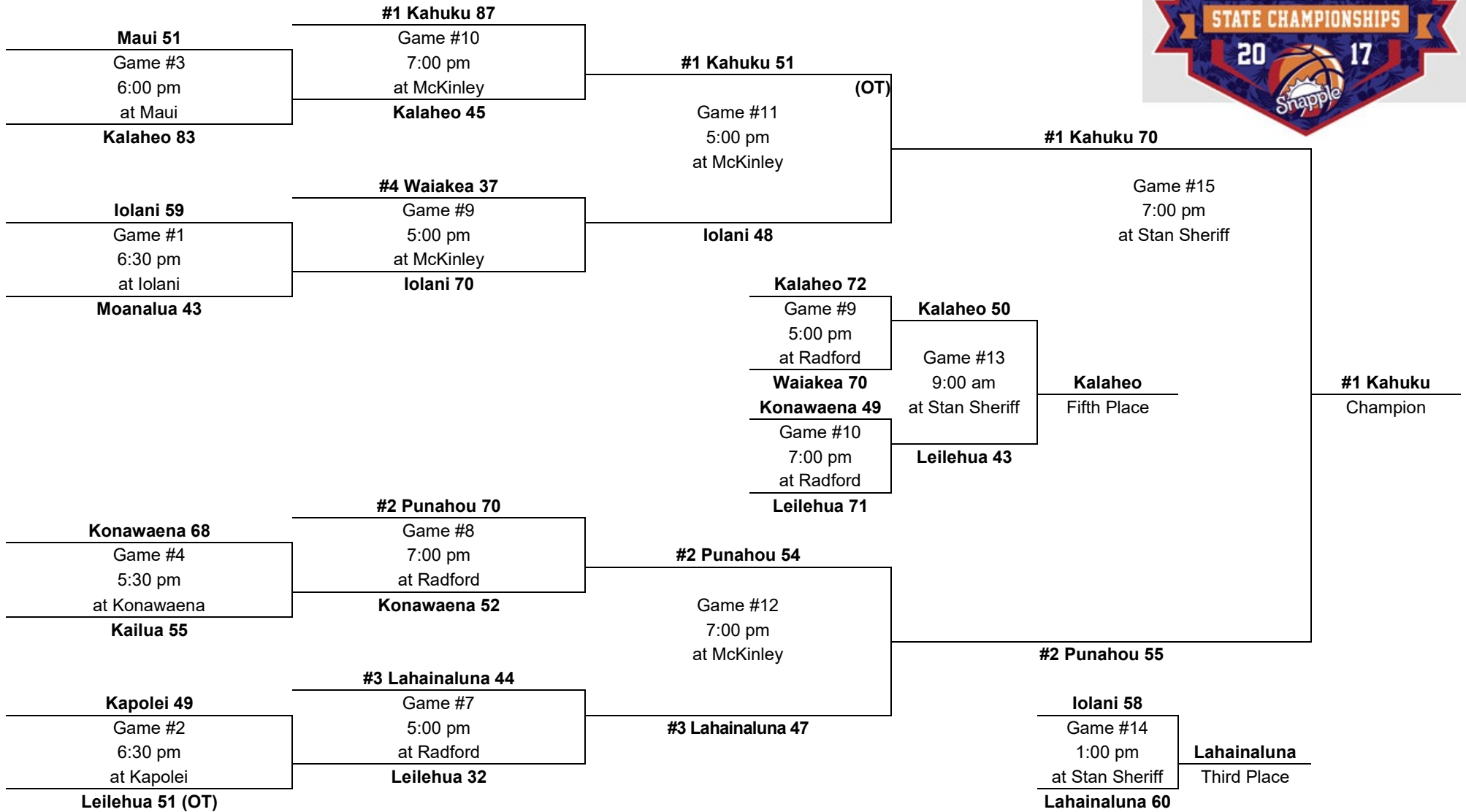


Monday, Feb. 13

Wednesday, Feb. 15

Thursday, Feb. 16

Friday, Feb. 17



PARTICIPATING TEAMS				ALL-TOURNAMENT TEAM: Samuta Avea, Kahuku – Most Outstanding Player Daniel Fotu, Kahuku Zayne Chong, Punahou Cole Mausolf, Punahou <b>Leading scorer:</b> (3 games) Austin Aukai, Konawaena (15-39 FG, 6-13 3-FG, 18-25 FT, 54 pts, 18.0 ppg) (4 games) Captain Whitlock, Kalaheo (24-75 FG, 9-40 3-FG, 16-30 FT, 73 pts, 18.3 ppg)
<b>OIA (6)</b> 1. Kahuku 2. Kapolei 3. Kailua 4. Moanalua 5. Kalaheo 6. Leilehua	<b>ILH (2)</b> 1. Punahou 2. Iolani	<b>BIIF (2)</b> 1. Waiakea 2. Konawaena	<b>MIL (2)</b> 1. Lahainaluna 2. Maui	

# 2016 – Boys Basketball - Division 1: 12-team tournament (McKinley gym, Moanalua gym, Stan Sheriff Center)



Friday,  
Feb. 19

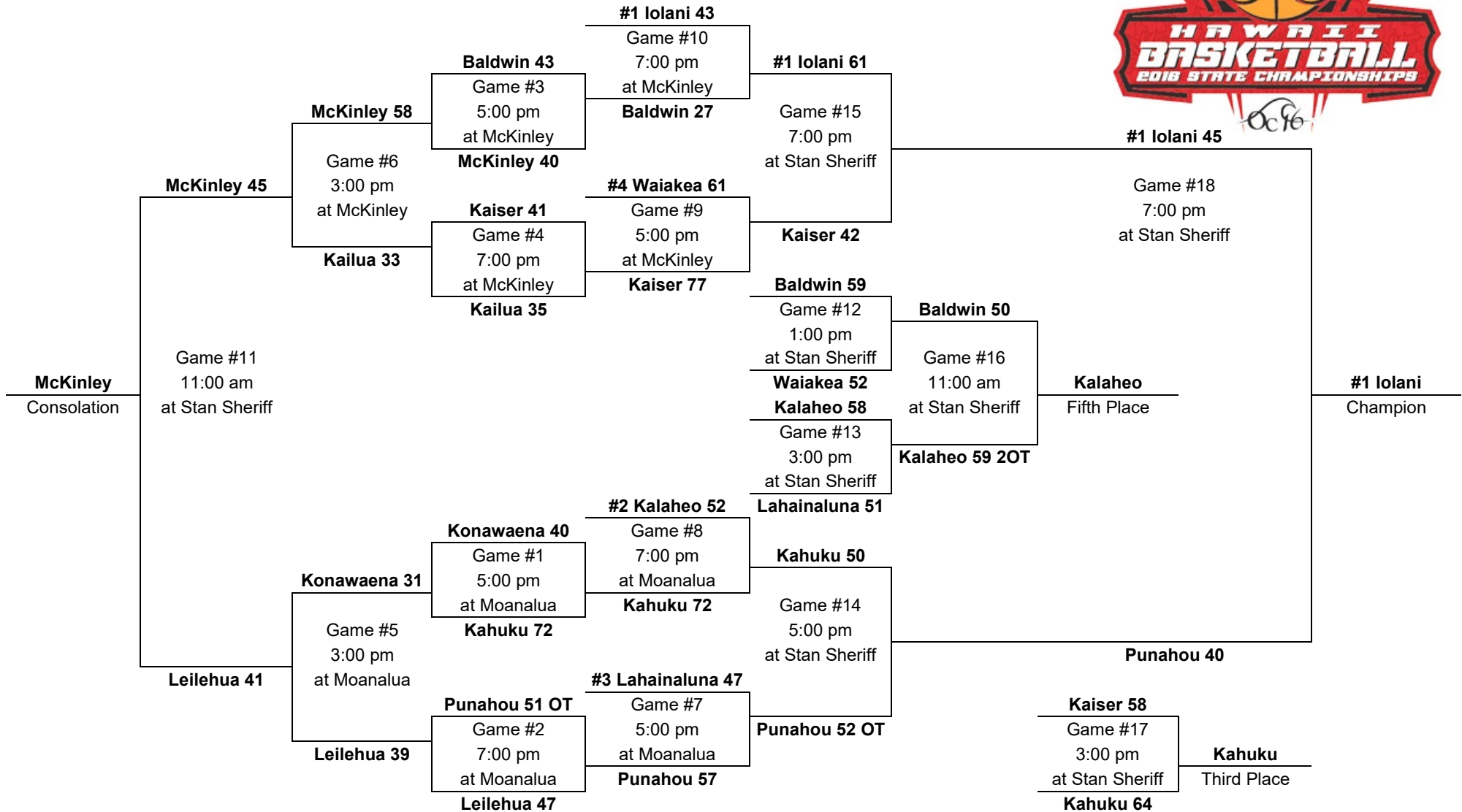
Thursday,  
Feb. 18

Wednesday,  
Feb. 17

Thursday,  
Feb. 18

Friday,  
Feb. 19

Saturday,  
Feb. 20



PARTICIPATING TEAMS				ALL-TOURNAMENT TEAM: Hugh Hogland, Iolani – Most Outstanding Player Robby Mann, Iolani Chance Kalaugher, Kaiser Jared Lum, Punahou <b>Leading scorer:</b> (3 games) Kekai Smith, Kalaheo (22-52 FG, 6-16 3-FG, 9-11 FT, 59 pts, 19.7 ppg) (4 games) Chance Kalaugher, Kaiser (29-73 FG, 8-27 3-FG, 23-31 FT, 89 pts, 22.3 ppg)
OIA (6)	ILH (2)	BIIF (2)	MIL (2)	
1. Kalaheo	1. Iolani	1. Waiakea	1. Lahainaluna	
2. Kaiser	2. Punahou	2. Konawaena	2. Baldwin	
3. McKinley				
4. Leilehua				
5. Kahuku				
6. Kailua				

# 2015 – Boys Basketball - Division 1: 12-team tournament (Moanalua gym, McKinley gym, Stan Sheriff Center)



Friday,  
Feb. 27

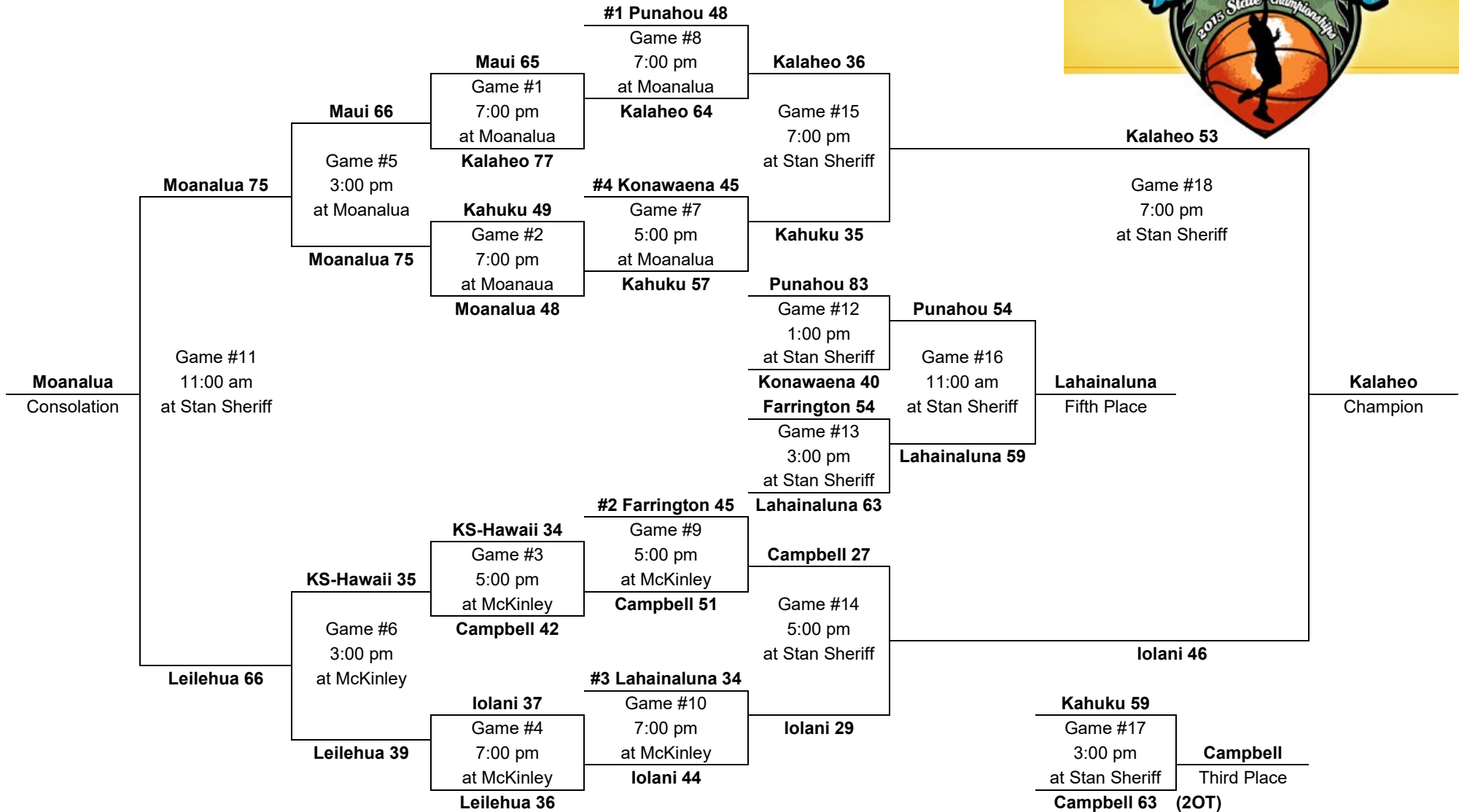
Thursday,  
Feb. 26

Wednesday,  
Feb. 25

Thursday,  
Feb. 26

Friday,  
Feb. 27

Saturday,  
Feb. 28



PARTICIPATING TEAMS				ALL-TOURNAMENT TEAM: Kaleb Gilmore, Kalaheo – Most Outstanding Player Kupaa Harrison, Kalaheo Denhym Brooke, Kahuku David Marrero, Campbell <b>Leading scorer:</b> (3 games) Kyrie McRaven, Moanalua (24-43 FG, 4-7 3-FG, 5-11 FT, 57 pts, 19.0 ppg) (4 games) Kaleb Gilmore, Kalaheo (18-48 FG, 5-19 3-FG, 40-44 FT, 81 pts, 20.3 ppg)
OIA (6)	ILH (2)	BIIF (2)	MIL (2)	
1. Farrington	1. Punahou	1. Konawaena	1. Lahainaluna	
2. Kahuku	2. Iolani	2. KS-Hawaii	2. Maui	
3. Kalaheo				
4. Leilehua				
5. Campbell				
6. Moanalua				

# 2014 – Boys Basketball - Division 1: 12-team tournament (Radford gym, McKinley gym, Neal S. Blaisdell Arena)



Friday,  
Feb. 21

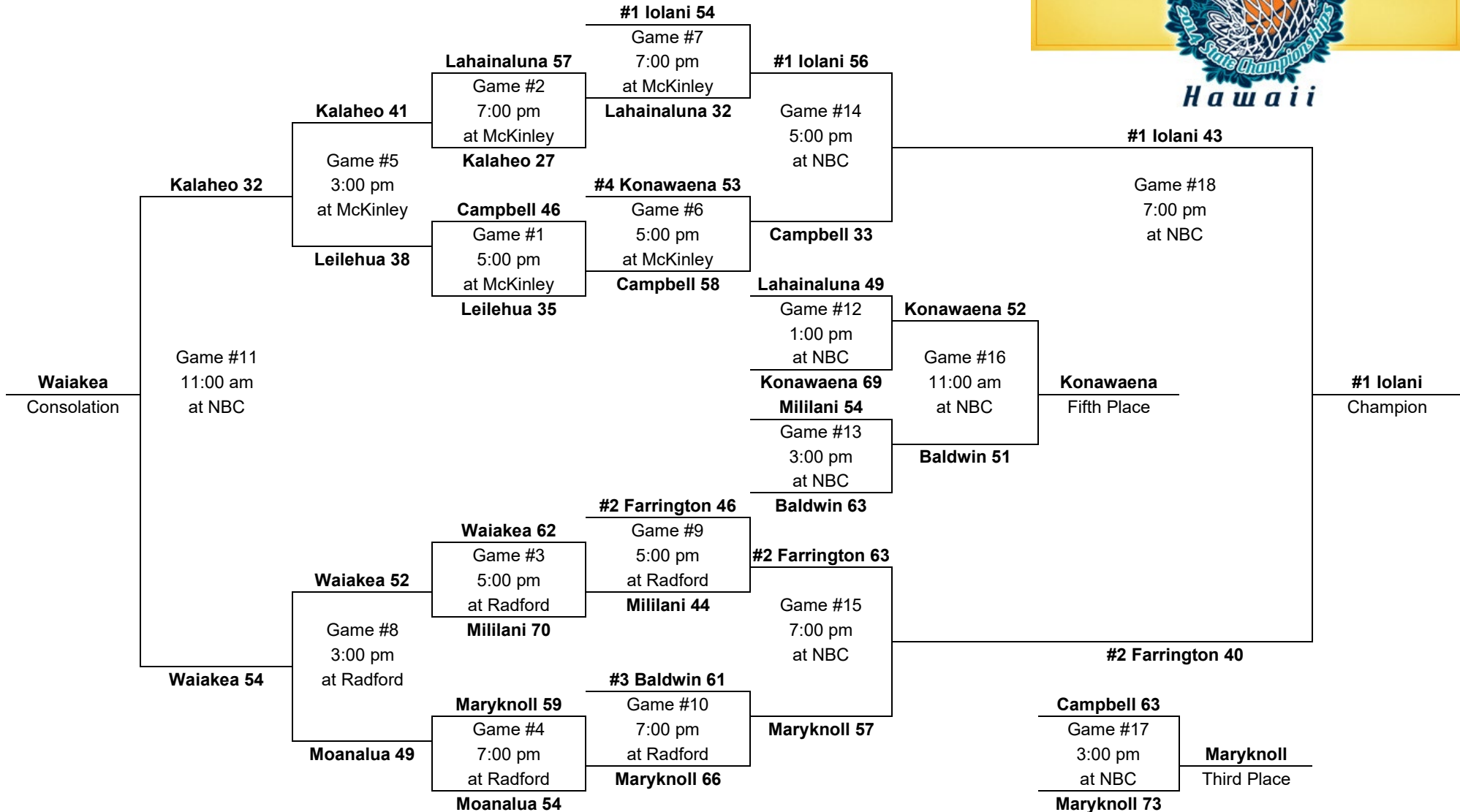
Thursday,  
Feb. 20

Wednesday,  
Feb. 19

Thursday,  
Feb. 20

Friday,  
Feb. 21

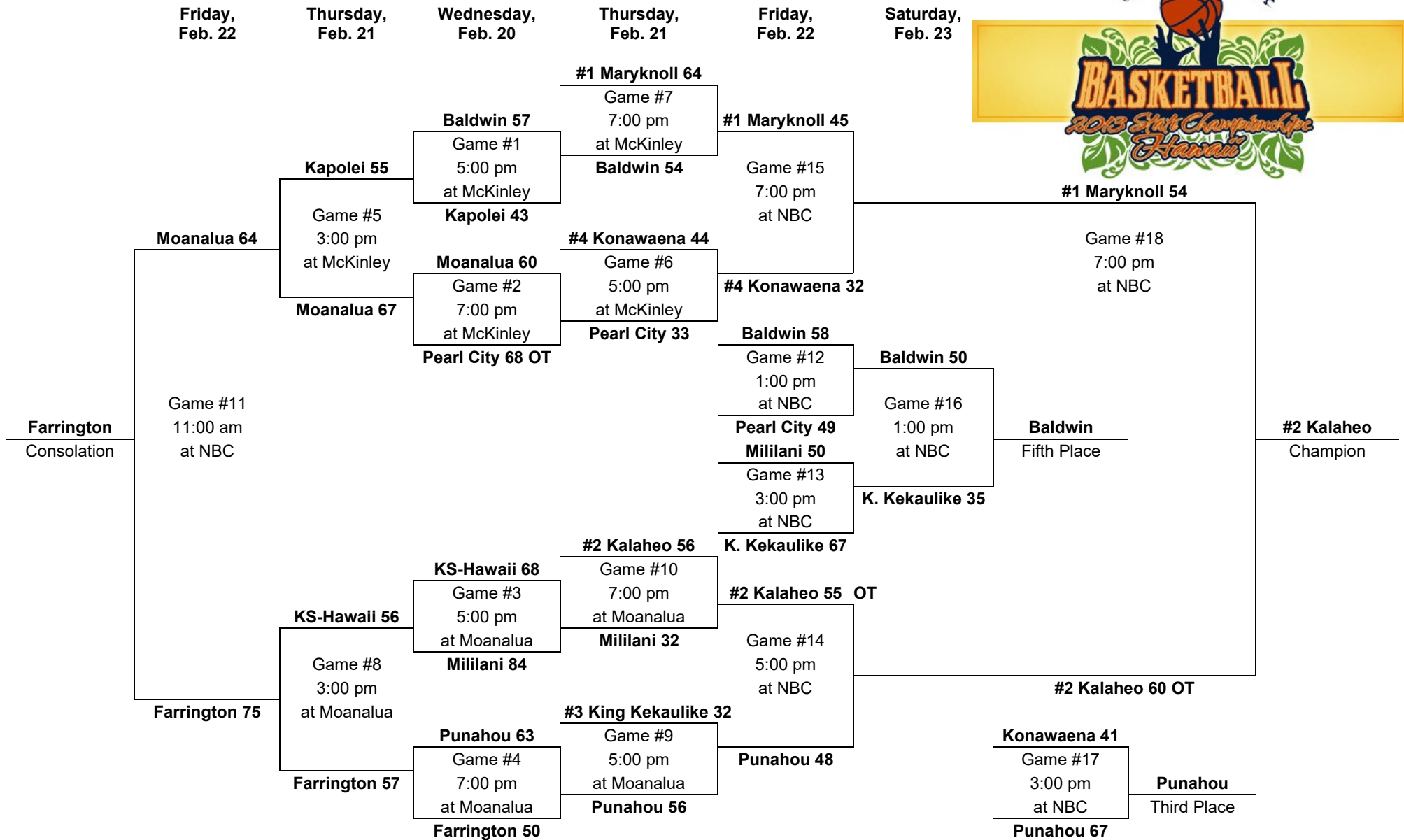
Saturday,  
Feb. 22



PARTICIPATING TEAMS				ALL-TOURNAMENT TEAM: Ikaika Phillip, Iolani – Most Outstanding Player Joshua Burnett, Maryknoll Ryan Garces, Baldwin Jacob McEnroe, Farrington <b>Leading scorer:</b> (3 games) Kaleb Gilmore, Maryknoll (24-45 FG, 8-20 3-FG, 10-17 FT, 66 pts, 22.0 ppg) (4 games) Joshua Burnett, Maryknoll (46-65 FG, 7-17 3-FG, 29-39 FT, 108 pts, 27.0 ppg)
<b>OIA (6)</b> 1. Farrington 2. Campbell 3. Kalaheo 4. Moanalua 5. Mililani 6. Leilehua	<b>ILH (2)</b> 1. Iolani 2. Maryknoll	<b>BIIF (2)</b> 1. Konawaena 2. Waiiaka	<b>MIL (2)</b> 1. Baldwin 2. Lahainaluna	

# 2013 – Boys Basketball - Division 1: 12-team tournament (Moanalua gym, McKinley gym, Neal S. Blaisdell Arena)

*Hawaiian Airlines*



PARTICIPATING TEAMS				ALL-TOURNAMENT TEAM: Joshua Ko, Kalaheo – Most Outstanding Player Tobias Schramm, Maryknoll Kaleb Gilmore, Maryknoll Joshua Burnett, Maryknoll <b>Leading scorer:</b> (3 games) Teva Eldridge, Baldwin (67 pts, 22.2 ppg) (4 games) Nick Velasquez, Punahou (68 pts, 17.0 ppg)
<b>OIA (6)</b> 1. Kalaheo 2. Moanalua 3. Kapolei 4. Mililani 5. Farrington 6. Pearl City	<b>ILH (2)</b> 1. Maryknoll 2. Punahou	<b>BIIF (2)</b> 1. Konawaena 2. KS-Hawaii	<b>MIL (2)</b> 1. King Kekaulike 2. Baldwin	

# 2012 – Boys Basketball - Division 1: 12-team tournament (Radford gym, McKinley gym, Neal S. Blaisdell Arena)



Friday,  
Feb. 24

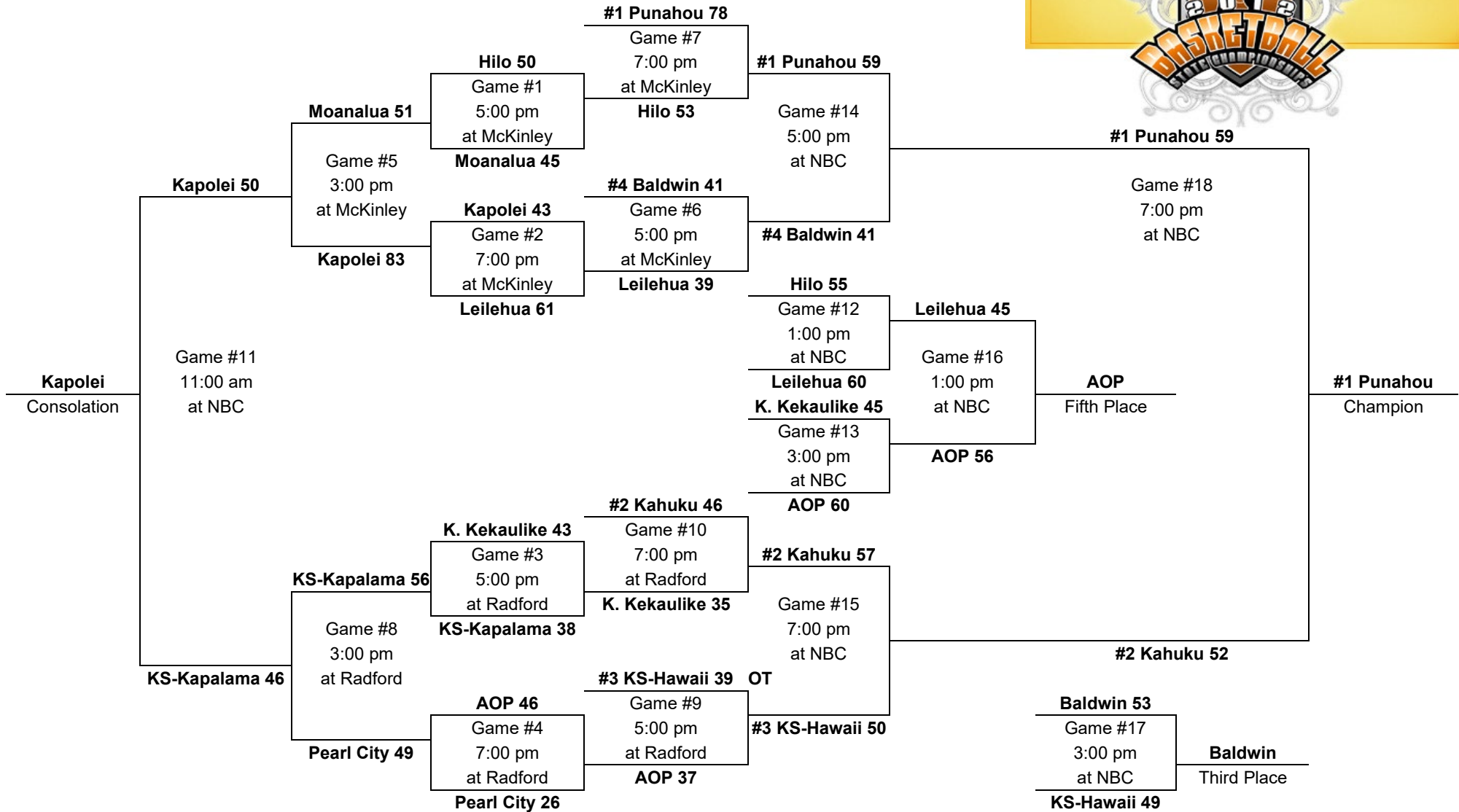
Thursday,  
Feb. 23

Wednesday,  
Feb. 22

Thursday,  
Feb. 23

Friday,  
Feb. 24

Saturday,  
Feb. 25



PARTICIPATING TEAMS				ALL-TOURNAMENT TEAM:
<b>OIA (5)</b> 1. Kahuku 2. Kapolei 3. Moanalua 4. Leilehua 5. Pearl City	<b>ILH (3)</b> 1. Punahou 2. Academy of the Pacific 3. KS-Kapalama	<b>BIIF (2)</b> 1. KS-Hawaii 2. Hilo	<b>MIL (2)</b> 1. Baldwin 2. King Kekaulike	DeForest Buckner & Malik Johnson, Punahou – Most Outstanding Players Shaun Kagawa, Kamehameha-Hawai'i Kawe Johnson, Kahuku <b>Leading scorer:</b> (3 games) Dyrbe Enos, KS Kapalama (11 FG, 5 3-FG, 19-21 FT, 46 pts, 15.3 ppg)

# 2011 – Boys Basketball - Division 1: 12-team tournament (McKinley gym, Farrington gym, Stan Sheriff Center)



Friday,  
Feb. 18

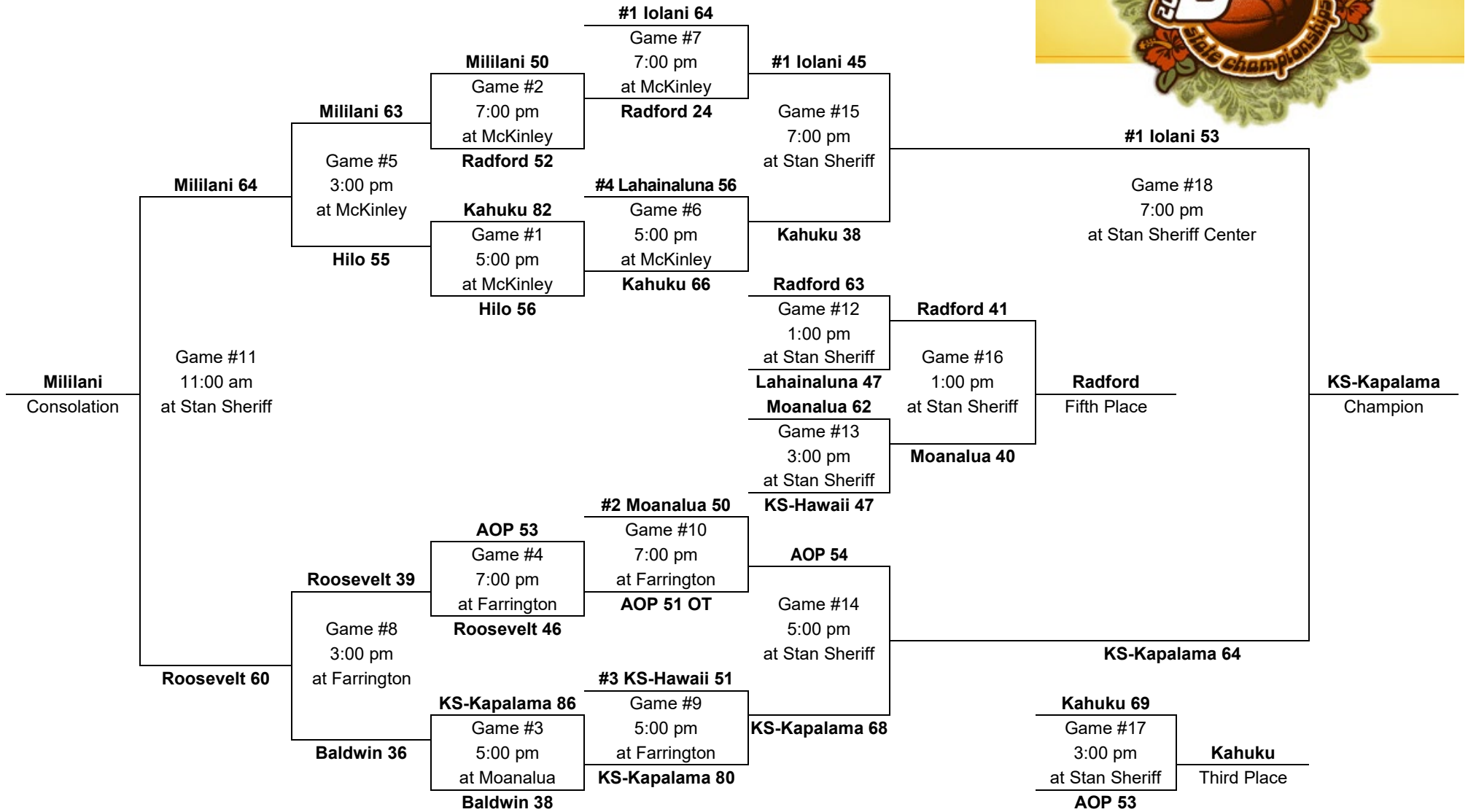
Thursday,  
Feb. 17

Wednesday,  
Feb. 16

Thursday,  
Feb. 17

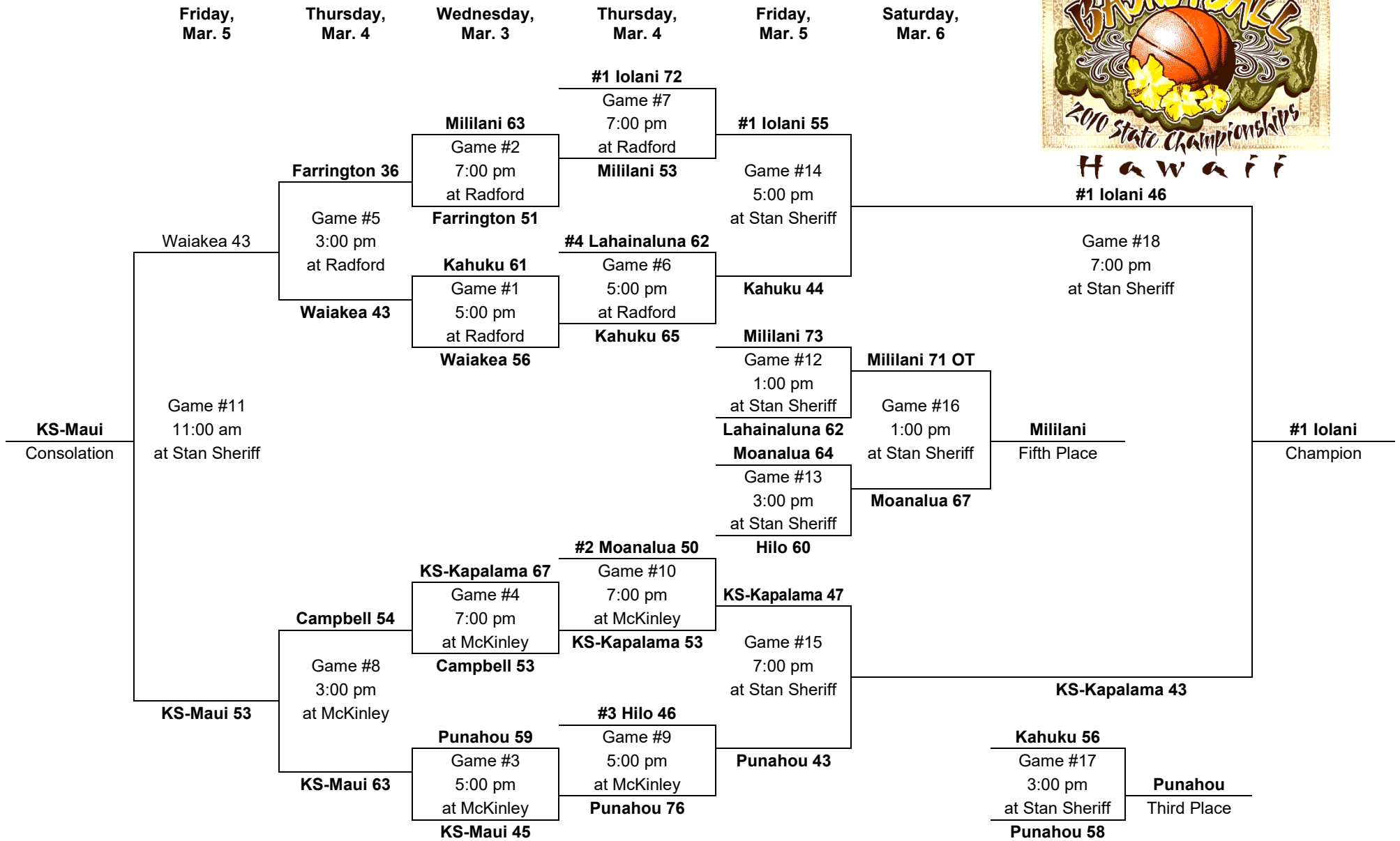
Friday,  
Feb. 18

Saturday,  
Feb. 19



PARTICIPATING TEAMS				ALL-TOURNAMENT TEAM:
<b>OIA (5)</b> 1. Moanalua 2. Kahuku 3. Mililani 4. Roosevelt 5. Radford	<b>ILH (3)</b> 1. Iolani 2. KS-Kapalama 3. Academy of the Pacific	<b>BIIF (2)</b> 1. KS-Hawaii 2. Hilo	<b>MIL (2)</b> 1. Lahainaluna 2. Baldwin	Micah Christensen, KS-Kapalama – Most Outstanding Player Micah Dunhour, Academy of the Pacific      Trevyn Tulonghari, Iolani Shairone Thompson, Kahuku      Reid Saito, Iolani Dyrbe Enos, Kamehameha <b>Leading scorer:</b> (3 games) Hassan Richardson, Mililani (24-57 FG, 2-9 3-FG, 10-13 FT, 60 pts, 20.0 ppg) (4 gm) Micah Christensen, KSK (28 fg, 10 3fg, 24-31 ft, 90 pts, 22.5 ppg)

# 2010 – Boys Basketball - Division 1: 12-team tournament (McKinley gym, Radford gym, Stan Sheriff Center)



PARTICIPATING TEAMS				ALL-TOURNAMENT TEAM:
<b>OIA (5)</b> 1. Moanalua 2. Kahuku 3. Mililani 4. Campbell 5. Farrington	<b>ILH (3)</b> 1. Iolani 2. Punahou 3. KS-Kapalama	<b>BIIF (2)</b> 1. Hilo 2. Waiakea	<b>MIL (2)</b> 1. Lahainaluna 2. KS-Maui	Kainoa Chu, Iolani – Most Outstanding Player Micah Christensen, KS-Kapalama Marcus Monroe, Moanalua Reginald Griffin, Mililani Nehoa Akina, Kahuku Henry Cassiday, Punahou
				<b>Leading scorer:</b> (3 games) Kainoa Chu, Iolani (19-40 FG, 10-23 3-FG, 21-28 FT, 69 pts, 23.0 ppg) (4 gm) Nehoa Akina, Kahuku (23-68 fg, 13-35 3fg, 21-26 ft, 80 pts, 20.0 ppg)



# 2009 – Boys Basketball - Division 1: 12-team tournament (Radford gym, McKinley gym, Neal S. Blaisdell Arena)

Saturday,  
Feb. 28  
Play-in Game

Friday,  
Mar. 6

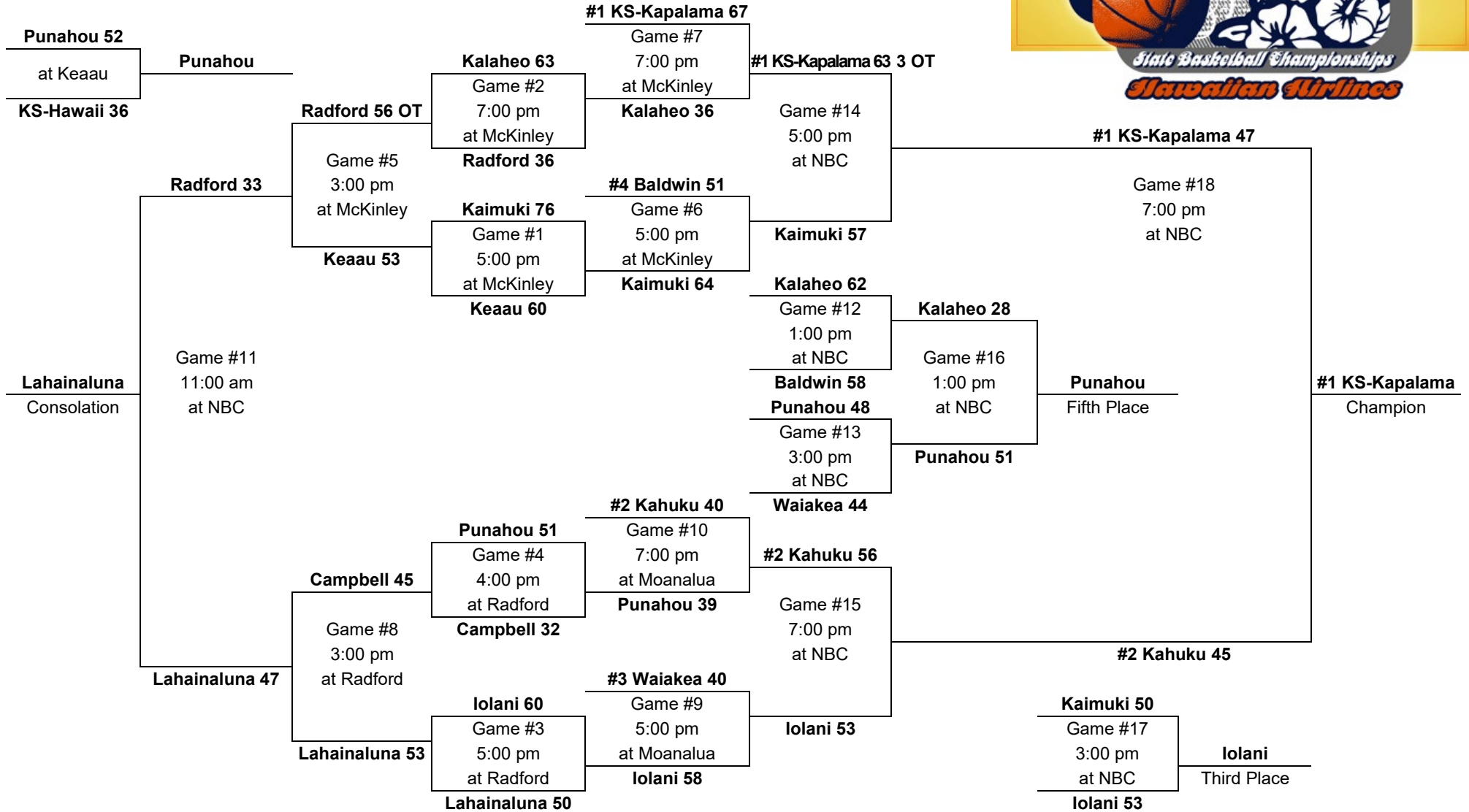
Thursday,  
Mar. 5

Wednesday,  
Mar. 4

Thursday,  
Mar. 5

Friday,  
Mar. 6

Saturday,  
Mar. 7



PARTICIPATING TEAMS				ALL-TOURNAMENT TEAM: Pi'i Minns, KS-Kapalama – MOP Desmond Tautofi, Kaimuki Pablo Warner, Iolani David Taulung, Kaimuki <b>Leading scorer:</b> (3 games) Micah Christensen, KS-Kapalama (15 FG, 3 3-FG, 13-17 FT, 46 pts, 15.3 ppg) (4 gm) Desmond Tautofi, Kaimuki (28 FG, 0 3FG, 21-29 FT, 77 pts, 19.3 ppg)
<b>OIA (5)</b> 1. Kahuku 2. Kalaheo 3. Kaimuki 4. Campbell 5. Radford	<b>ILH (3)</b> 1. KS-Kapalama 2. Iolani 3. Punahou	<b>BIIF (2)</b> 1. Waiakea 2. Keaau	<b>MIL (2)</b> 1. Baldwin 2. Lahainaluna	
Play-in: Punahou (ILH3) vs. KS-Hawaii (BIIF3)				

# 2008 – Boys Basketball - Division 1: 12-team tournament (Radford gym, McKinley gym, Neal S. Blaisdell Arena)

Saturday,  
Feb. 16  
Play-in Game

Friday,  
Feb. 22

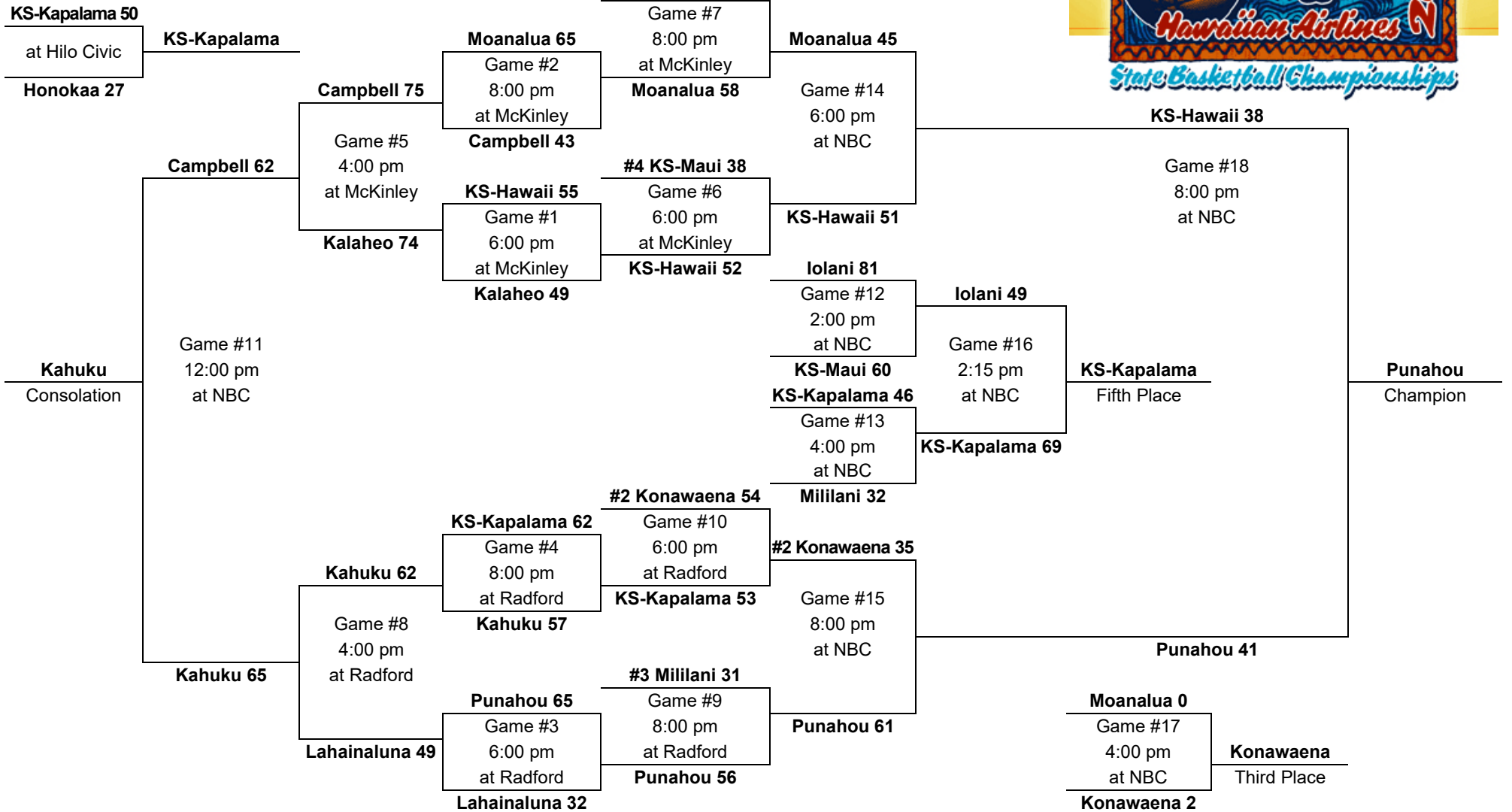
Thursday,  
Feb. 21

Wednesday,  
Feb. 20

Thursday,  
Feb. 21

Friday,  
Feb. 22

Saturday,  
Feb. 23



PARTICIPATING TEAMS				ALL-TOURNAMENT TEAM: Kameron Steinhoff, Punahou – MOP Kealoha Kramer, KS-Hawaii Stevie Austin, Moanalua Hogan Rosehill, KS-Hawaii <b>Leading scorer:</b> (3 games) Stevie Austin, Moanalua (21 FG, 9 3-FG, 15-18 FT, 66 pts, 22.0 ppg) (4 g) Hogan Rosehill, KS Hawaii (25 FG, 2 3-FG, 2-11 FT, 54 pts, 13.5 ppg)
<b>OIA (5)</b> 1. Mililani 2. Moanalua 3. Kalaheo 4. Campbell 5. Kahuku	<b>ILH (3)</b> 1. Iolani 2. Punahou 3. KS-Kapalama  Play-in: KS-Kapalama (ILH3) vs. Honokaa (BIIF3)	<b>BIIF (2)</b> 1. Konawaena 2. KS-Hawaii	<b>MIL (2)</b> 1. KS-Maui 2. Lahainaluna	

# 2007 – Boys Basketball - Division 1: 12-team tournament (McKinley gym, Moanalua gym, Stan Sheriff Center)

Saturday,  
Feb. 17  
Play-in game

Friday,  
Feb. 23

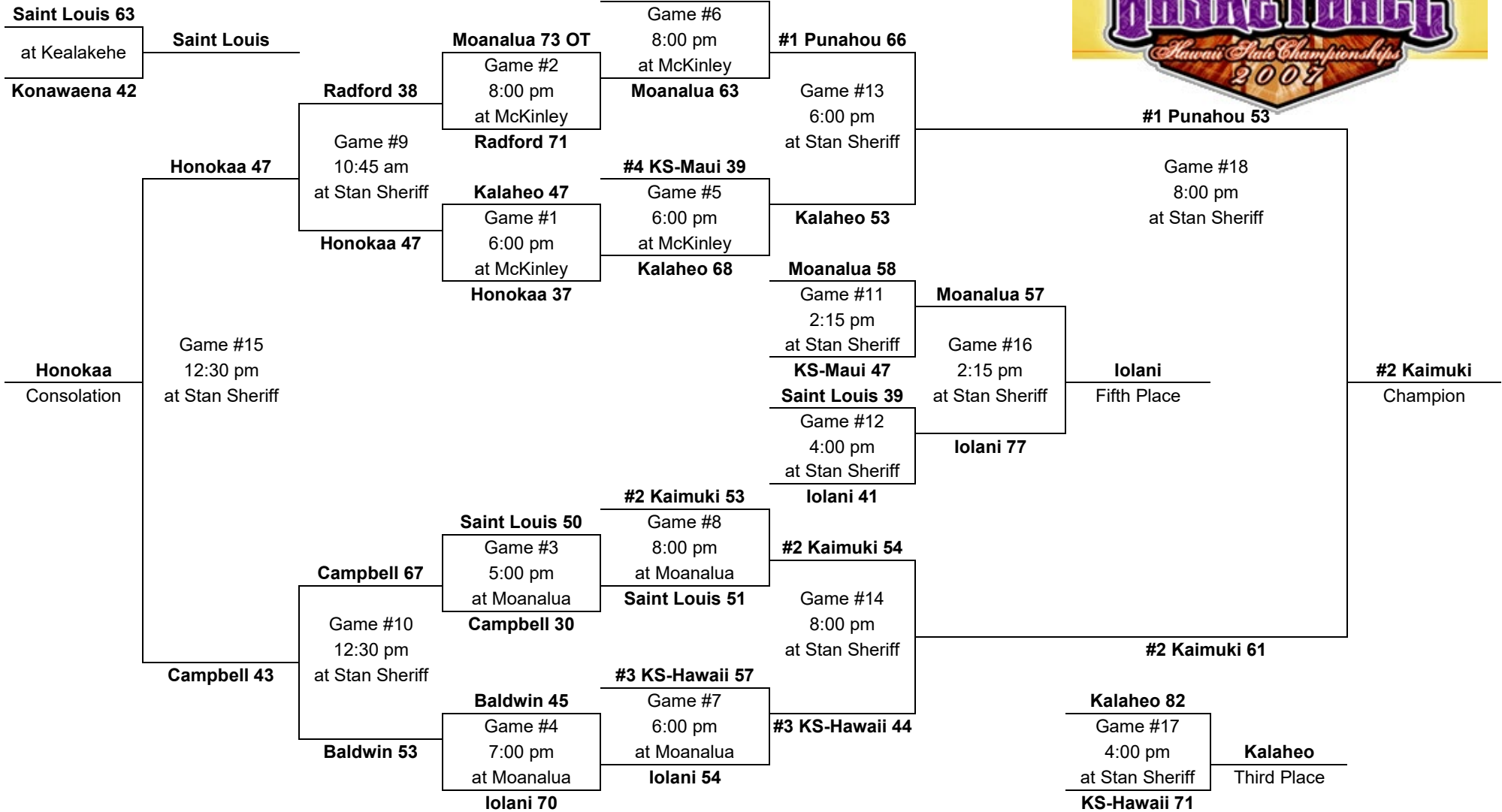
Thursday,  
Feb. 22

Tuesday,  
Feb. 20

Wednesday,  
Feb. 21

Thursday,  
Feb. 22

Friday,  
Feb. 23



PARTICIPATING TEAMS				ALL-TOURNAMENT TEAM: Keone Reyes, Kaimuki – MOP Beau Albrechtson, Kaimuki Spencer McLachlin, Punahou Stevie Austin, Moanalua <b>Leading scorers:</b> (3 games) Jeremiah Ostrowski, Punahou (21 FG, 6 3-FG, 13-23 FT, 61 pts, 20.3 ppg) Keone Reyes, Kaimuki (20 FG, 2 3-FG, 19-27 FT, 61 pts, 20.3 ppg) (4 g) Stevie Austin, Moanalua (33 FG, 9 3-FG, 5-5 FT, 80 pts, 20.0 ppg)
<b>OIA (5)</b> 1. Kaimuki 2. Kalaheo 3. Radford 4. Campbell 5. Moanalua	<b>ILH (3)</b> 1. Punahou 2. Iolani 3. Saint Louis	<b>BIIF (2)</b> 1. KS-Hawaii 2. Honokaa	<b>MIL (2)</b> 1. KS-Maui 2. Baldwin	
Play-in: Saint Louis (ILH3) vs. Konawaena (BIIF3)				

# 2006 – Boys Basketball - Division AA: 12-team tournament (McKinley gym, Radford gym, Stan Sheriff Center)



Friday,  
Feb. 24

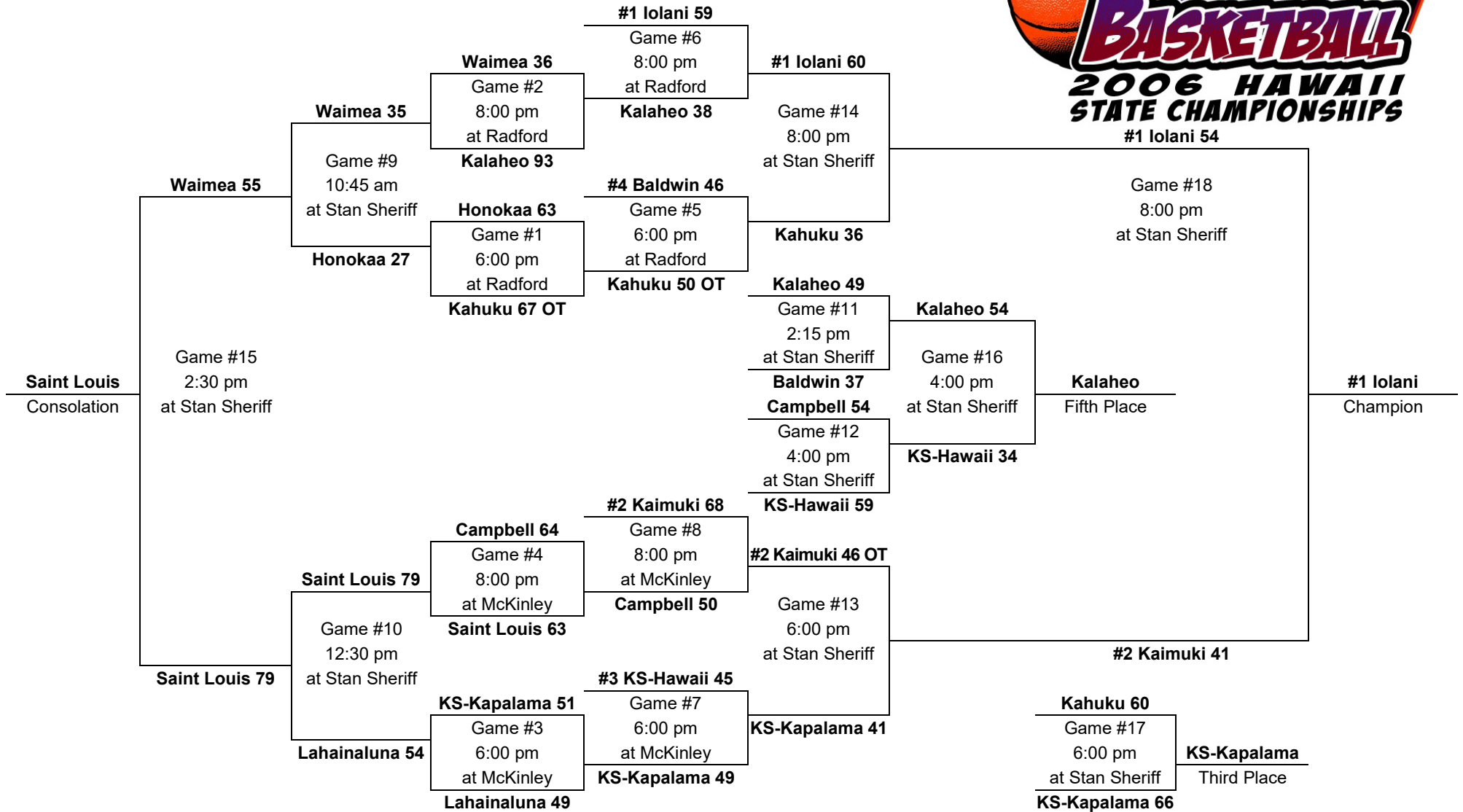
Thursday,  
Feb. 23

Tuesday,  
Feb. 21

Wednesday,  
Feb. 22

Thursday,  
Feb. 23

Friday,  
Feb. 24



PARTICIPATING TEAMS					ALL-TOURNAMENT TEAM: Kawika Shoji, Iolani – MOP Beau Albrechtson, Kaimuki Junior Ale, Kahuku Rykin Enos, KS-Kapalama Keone Reyes, Kaimuki <b>Leading scorers:</b> (3 games) Mike Makinano, Campbell (54 pts, 18.0 ppg) Cameron Bayne, Saint Louis (54 pts, 18.0 ppg) (4 games) Junior Ale, Kahuku (70 pts, 17.5 ppg) (29 FG, 11 3-FG, 17-28 FT, 86 pts, 21.5 ppg)
OIA (4)	ILH (3)	BIIF (2)	MIL (2)	KIF (1)	
1. Kaimuki	1. Iolani	1. KS-Hawaii	1. Baldwin	1. Waimea	
2. Kahuku	2. KS-Kapalama	2. Honokaa	2. Lahainaluna		
3. Kalaheo	3. Saint Louis				
4. Campbell					

# 2005 – Boys Basketball - Division AA: 12-team tournament (Neal S. Blaisdell Arena, Honolulu)

Saturday,  
Feb. 26

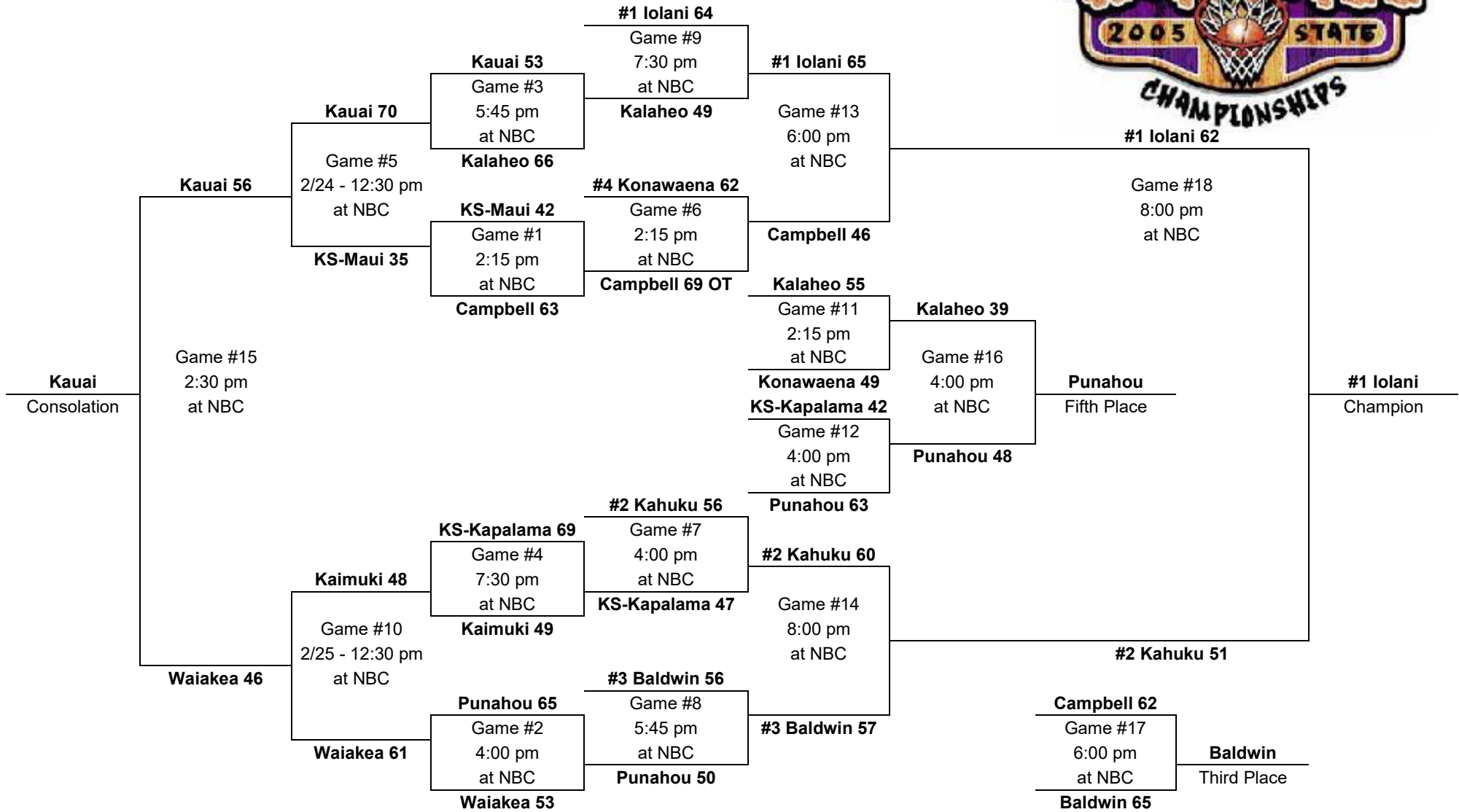
Thurs., Feb. 24  
Friday, Feb. 25

Wednesday,  
Feb. 23

Thursday,  
Feb. 24

Friday,  
Feb. 25

Saturday,  
Feb. 26



PARTICIPATING TEAMS					ALL-TOURNAMENT TEAM: Kyle Pape, Iolani – MOP Vinny Nip, Iolani Devin Unga, Kahuku Trenson Himalaya, Baldwin Jeremiah Ostrowski, Punahou <b>Leading scorers:</b> (3 games) Kyle Pape, Iolani (25 FG, 6 3-FG, 37-40 FT, 93 pts, 31.0 ppg) (4 games) Jeremiah Ostrowski, Punahou (29 FG, 11 3-FG, 17-28 FT, 86 pts, 21.5 ppg)
OIA (4)	ILH (3)	BIIF (2)	MIL (2)	KIF (1)	
1. Kahuku	1. Iolani	1. Konawaena	1. Baldwin	1. Kauai	
2. Campbell	2. Punahou	2. Waiiaka	2. KS-Maui		
3. Kalaheo	3. KS-Kapalama				
4. Kaimuki					

# 2004 – Boys Basketball - Division AA: 12-team tournament (Neal S. Blaisdell Arena, Honolulu)

Saturday,  
Feb. 28

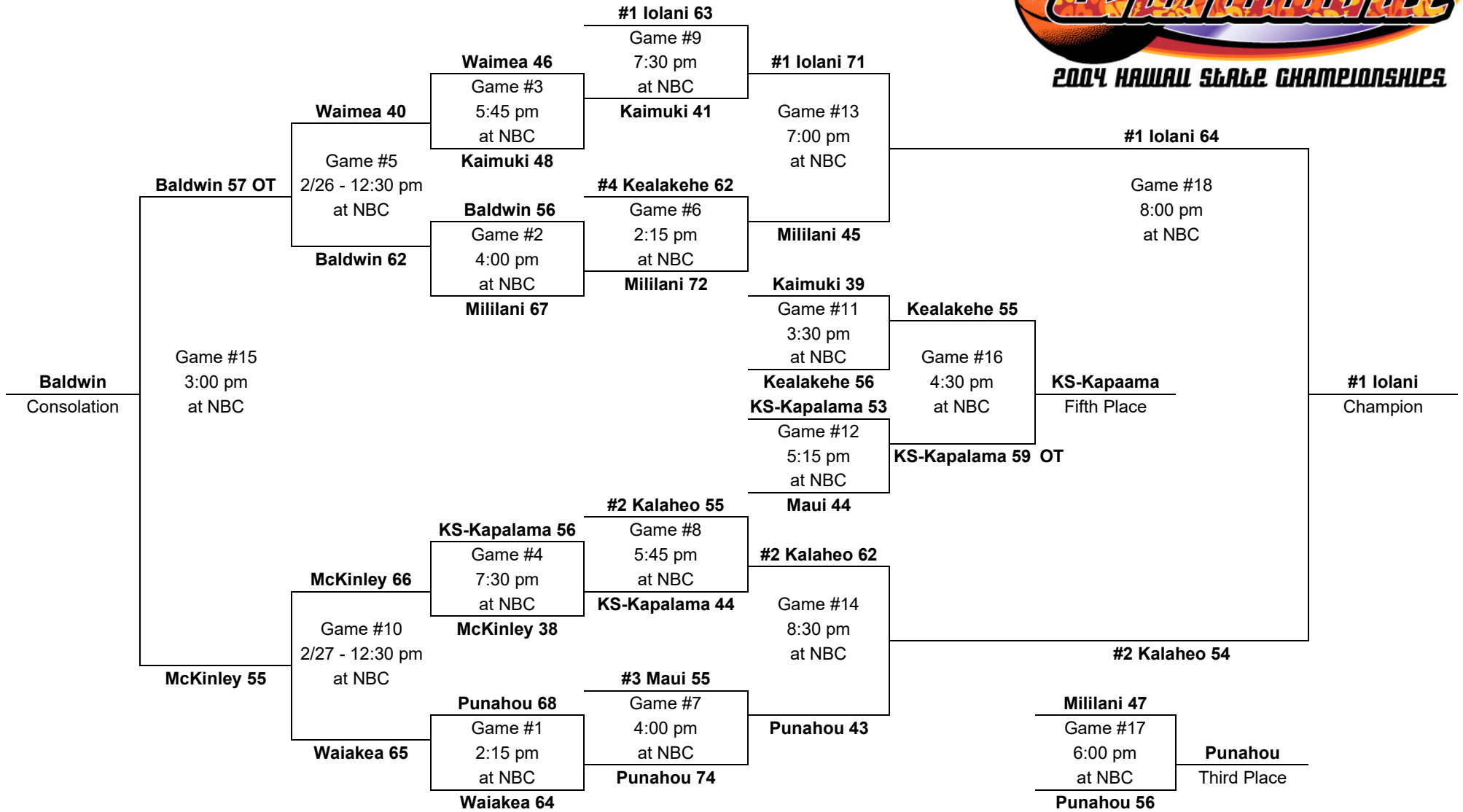
Thurs., Feb. 26  
Friday, Feb. 27

Wednesday,  
Feb. 25

Thursday,  
Feb. 26

Friday,  
Feb. 27

Saturday,  
Feb. 28



PARTICIPATING TEAMS					ALL-TOURNAMENT TEAM:
<b>OIA (4)</b> 1. Kalaheo 2. Mililani 3. Kaimuki 4. McKinley	<b>ILH (3)</b> 1. Iolani 2. Punahou 3. KS-Kapalama	<b>BIIF (2)</b> 1. Kealakehe 2. Waiakea	<b>MIL (2)</b> 1. Maui 2. Baldwin	<b>KIF (1)</b> 1. Waimea	Derrick Low, Iolani – Most Outstanding Player Sam Wilhoite, Kalaheo Ryan Hirata, Iolani William Elliott, Kalaheo
					Jeremiah Ostrowski, Punahou Alex Patykula, Mililani
					<b>Leading scorers:</b> (3 games) Sam Wilhoite, Kalaheo (20 FG, 1 3-FG, 14-16 FT, 55 pts, 18.3 ppg) (4 games) Jeremiah Ostrowski, Punahou (26 FG, 13 3-FG, 21-24 FT, 86 pts, 21.5 ppg)

# 2003 – Boys Basketball - Division AA: 12-team tournament (Neal S. Blaisdell Arena, Honolulu)

Saturday,  
Mar. 1

Thurs., Feb. 27  
Friday, Feb. 28

Wednesday,  
Feb. 26

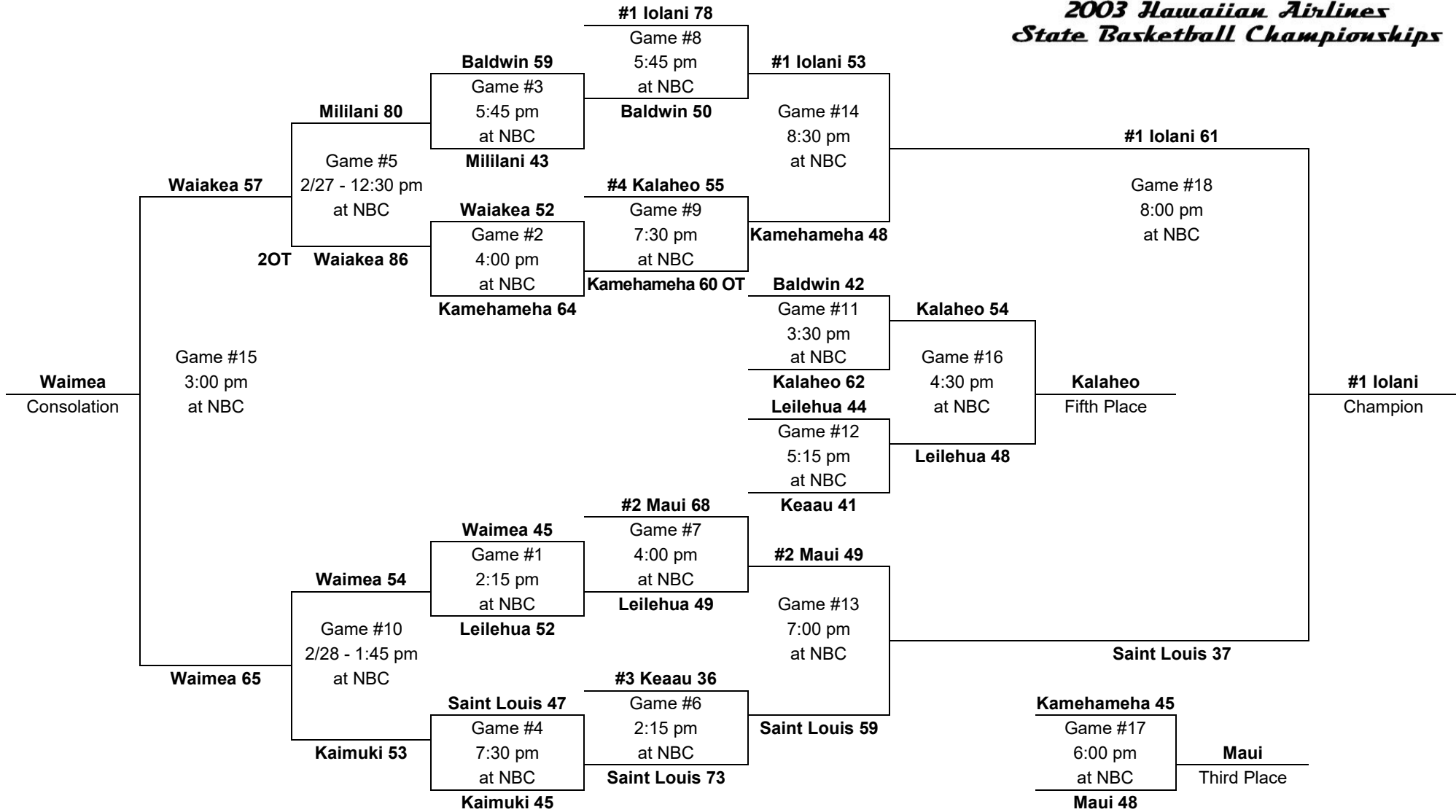
Thursday,  
Feb. 27

Friday,  
Feb. 28

Saturday,  
Mar. 1



## 2003 Hawaiian Airlines State Basketball Championships



PARTICIPATING TEAMS					ALL-TOURNAMENT TEAM: Derrick Low, Iolani – Most Outstanding Player Jason Rivers, Saint Louis      Maafu Finau, Maui Sam Wilhoite, Kalaheo      Levi Bartholomew, Waiakea Bobby Nash, Iolani
<b>OIA (4)</b> 1. Kalaheo 2. Leilehua 3. Kaimuki 4. Mililani	<b>ILH (3)</b> 1. Iolani 2. Saint Louis 3. Kamehameha	<b>BIIF (2)</b> 1. Keaau 2. Waiakea	<b>MIL (2)</b> 1. Maui 2. Baldwin	<b>KIF (1)</b> 1. Waimea	
<b>Leading scorers:</b> (3 games) Sam Wilhoite, Kalaheo (25 FG, 0 3-FG, 19-24 FT, 69 pts, 23.0 ppg) (3 games) Levi Bartholomew, Waiakea (22 FG, 1 3-FG, 22-28 FT, 67 pts, 22.3 ppg)					

# 2002 – Boys Basketball - Division AA: 12-team tournament (Radford gym, Kekuhaupio gym, Neal S. Blaisdell Arena)



Saturday,  
Feb. 23

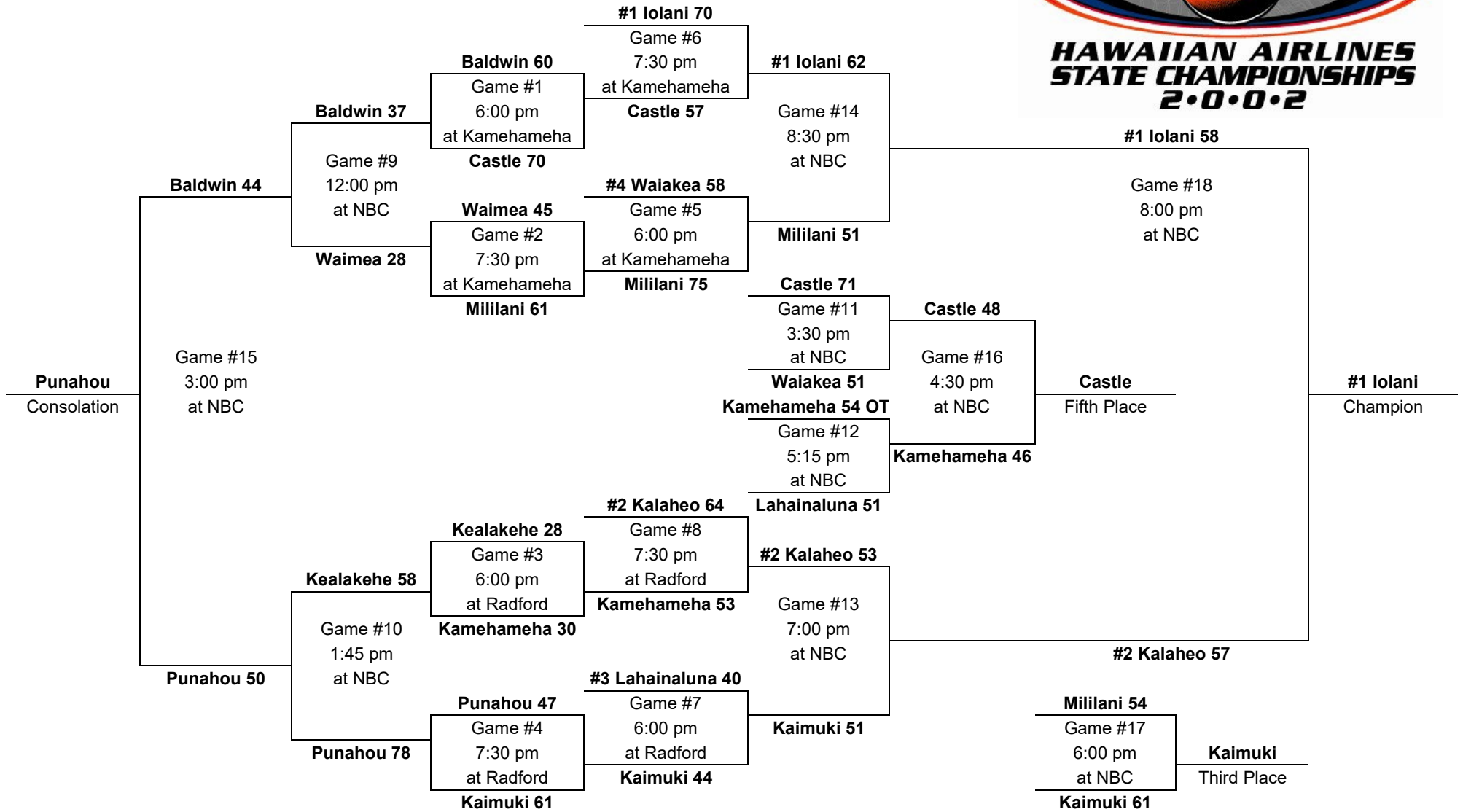
Friday,  
Feb. 22

Wednesday,  
Feb. 20

Thursday,  
Feb. 21

Friday,  
Feb. 22

Saturday,  
Feb. 23



PARTICIPATING TEAMS					ALL-TOURNAMENT TEAM: Derrick Low, Iolani – Most Outstanding Player	
<b>OIA (4)</b> 1. Kalaheo 2. Mililani 3. Castle 4. Kaimuki	<b>ILH (3)</b> 1. Iolani 2. Punahou 3. Kamehameha	<b>BIIF (2)</b> 1. Waiakea 2. Kealakehe	<b>MIL (2)</b> 1. Lahainaluna 2. Baldwin	<b>KIF (1)</b> 1. Waimea	Bobby Nash, Iolani	DC Daniels, Kalaheo
					Rashaun Broadus, Mililani	Daniel Tautofi, Kaimuki
<b>Leading scorers:</b>						
(3 games) Ikaika Alama Francis, Kalaheo (65 pts, 21.7 ppg)						
Derrick Low, Iolani (64 pts, 21.3 ppg)						
(4 games) Rashaun Broadus, Mililani (60 pts, 15.0 ppg)						



# 2001 – Boys Basketball - Division AA: 12-team tournament (McKinley gym, McCabe gym, Stan Sheriff Center)

Saturday,  
Feb. 24

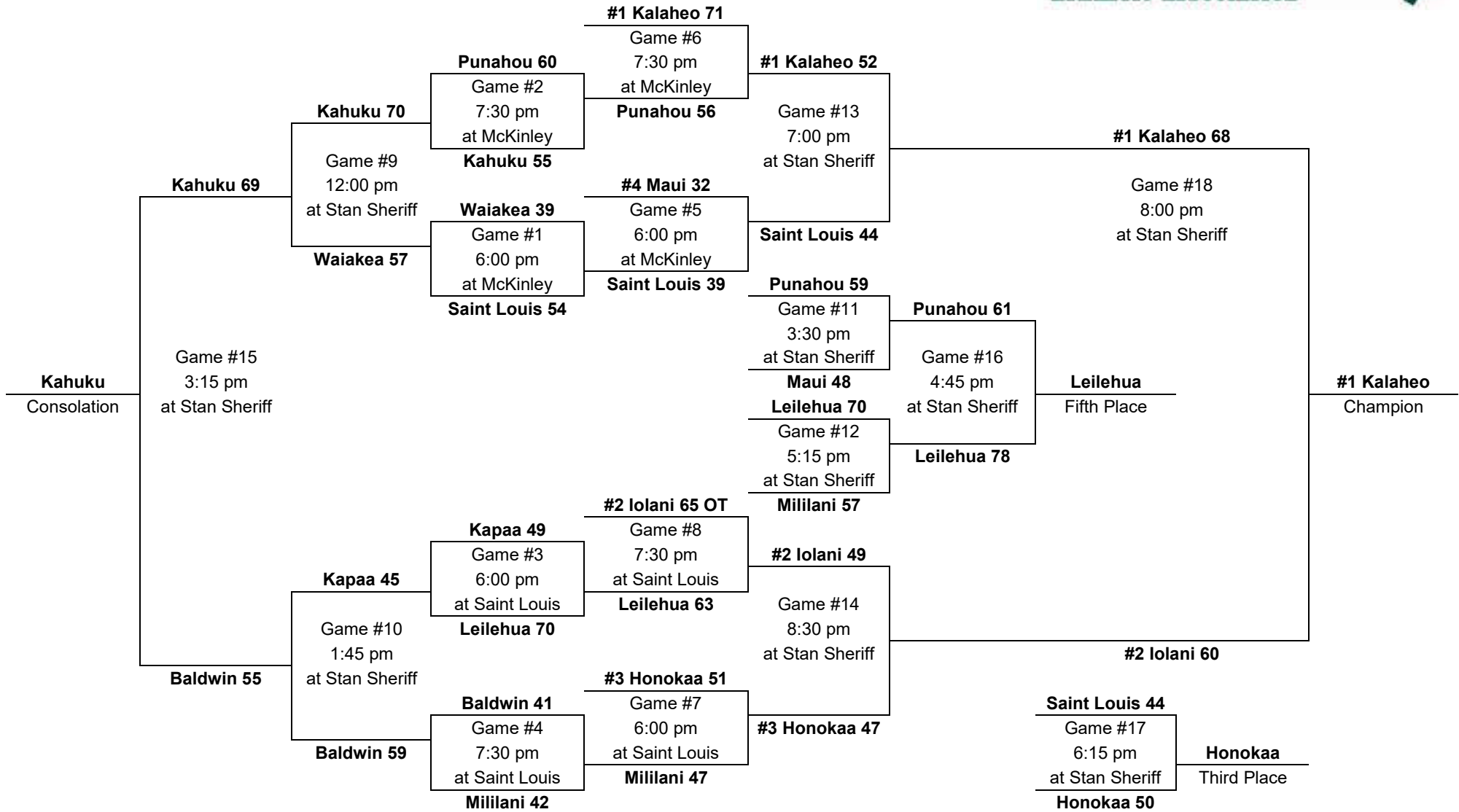
Friday,  
Feb. 23

Wednesday,  
Feb. 21

Thursday,  
Feb. 22

Friday,  
Feb. 23

Saturday,  
Feb. 24



PARTICIPATING TEAMS					ALL-TOURNAMENT TEAM:
<b>OIA (4)</b> 1. Kalaheo 2. Mililani 3. Leilehua 4. Kahuku	<b>ILH (3)</b> 1. Iolani 2. Saint Louis 3. Punahou	<b>BIIF (2)</b> 1. Honokaa 2. Waiakea	<b>MIL (2)</b> 1. Maui 2. Baldwin	<b>KIF (1)</b> 1. Kapaa	D.C. Daniels, Kalaheo – Most Outstanding Player Derrick Low, Iolani Skyler Wilson, Kalaheo <b>Leading scorers:</b> (3 games) D.C. Daniels, Kalaheo (69 pts, 23.0 ppg) (4 games) Eric Marshall, Leilehua (81 pts, 20.3 ppg)
					Eric Marshall, Leilehua Austin Souza, Honokaa

# 2000 – Boys Basketball - Division AA: 12-team tournament (Stan Sheriff Center, UH Manoa)

Friday,  
Feb. 25

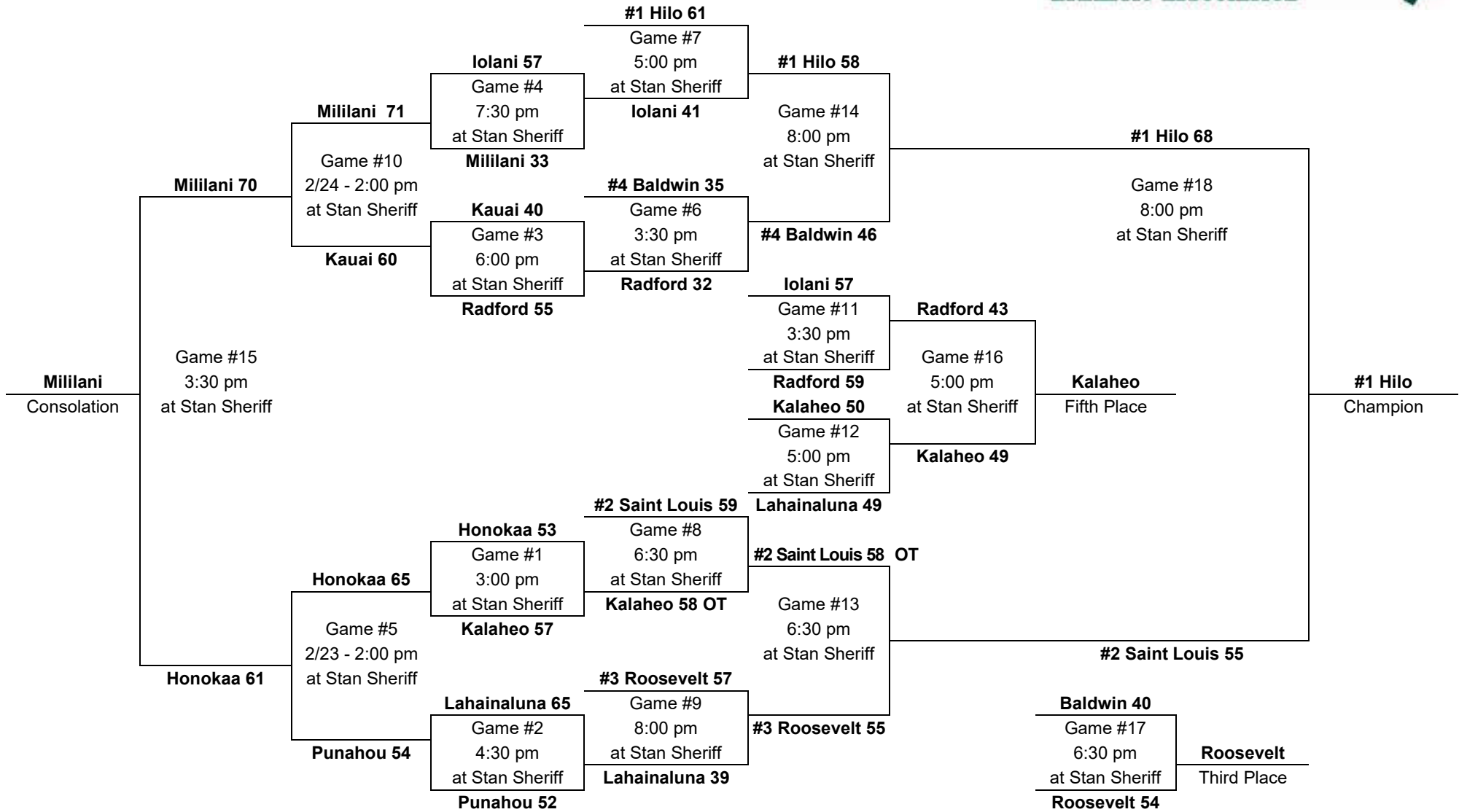
Wed., Feb. 23  
Thurs., Feb. 24

Tuesday,  
Feb. 22

Wednesday,  
Feb. 23

Thursday,  
Feb. 24

Friday,  
Feb. 25



PARTICIPATING TEAMS					ALL-TOURNAMENT TEAM: Jason Mandaquit, Hilo – MOP Junior Wong, St. Louis D.C. Daniels, Kalaheo Cliff Dagulo, Baldwin <b>Leading scorers:</b> (3 games) Junior Wong, Saint Louis (15 FG, 9 3-FG, 20-29 FT, 59 pts, 19.6 ppg) (4 games) D.C. Daniels, Kalaheo (89 pts, 22.3 ppg)
<b>OIA (4)</b> 1. Roosevelt 2. Radford 3. Kalaheo 4. Mililani	<b>ILH (3)</b> 1. Saint Louis 2. Iolani 3. Punahou	<b>BIIF (2)</b> 1. Hilo 2. Honokaa	<b>MIL (2)</b> 1. Baldwin 2. Lahainaluna	<b>KIF (1)</b> 1. Kauai	

# 1999 – Boys Basketball - Division AA: 12-team tournament (Stan Sheriff Center, UH Manoa)

Friday,  
Feb. 19

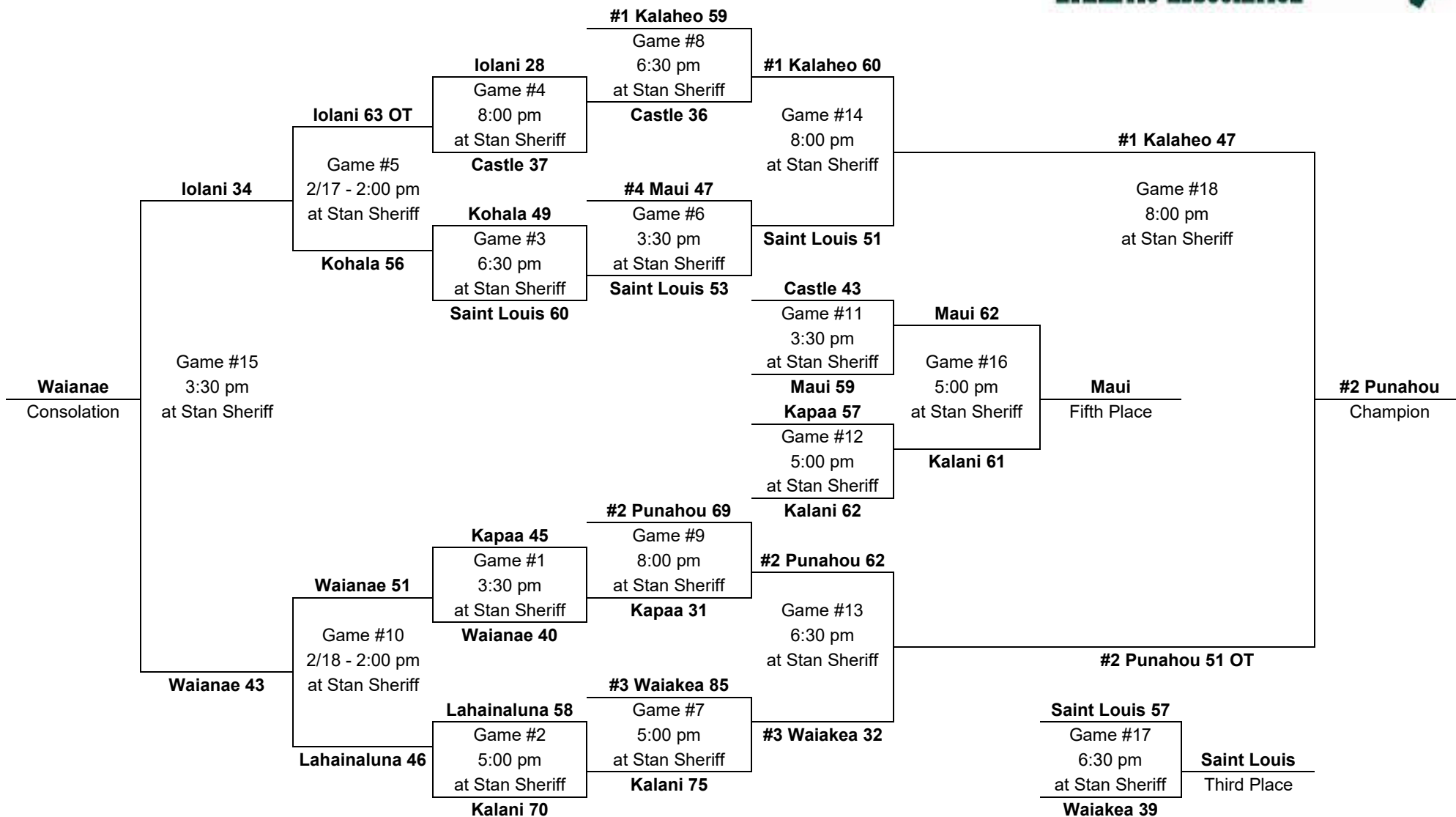
Wed., Feb. 17  
Thurs., Feb. 18

Tuesday,  
Feb. 16

Wednesday,  
Feb. 17

Thursday,  
Feb. 18

Friday,  
Feb. 19



PARTICIPATING TEAMS					ALL-TOURNAMENT TEAM: Brandon Brooks, Punahou – MOP Julian Sensley, Kalaheo Everett Frye, Kalani Matt Vivas, Saint Louis <b>Leading scorers:</b> (3 games) Kyle Bartholomew, Waiakea (21 FG, 3 3-FG, 13-20 FT, 58 pts, 19.3 ppg) (4 games) Everett Frye, Kalani (34 FG, 10 3-FG, 19-24 FT, 97 pts, 24.3 ppg)
<b>OIA (4)</b> 1. Kalaheo 2. Kalani 3. Waianae 4. Castle	<b>ILH (3)</b> 1. Punahou 2. Saint Louis 3. Iolani	<b>BIIF (2)</b> 1. Waiakea 2. Kohala	<b>MIL (2)</b> 1. Maui 2. Lahainaluna	<b>KIF (1)</b> 1. Kapaa	

# 1998

– Boys Basketball - Division AA: 12-team tournament (McKinley gym, McCabe gym, Neal S. Blaisdell Arena)



Saturday,  
Feb. 21

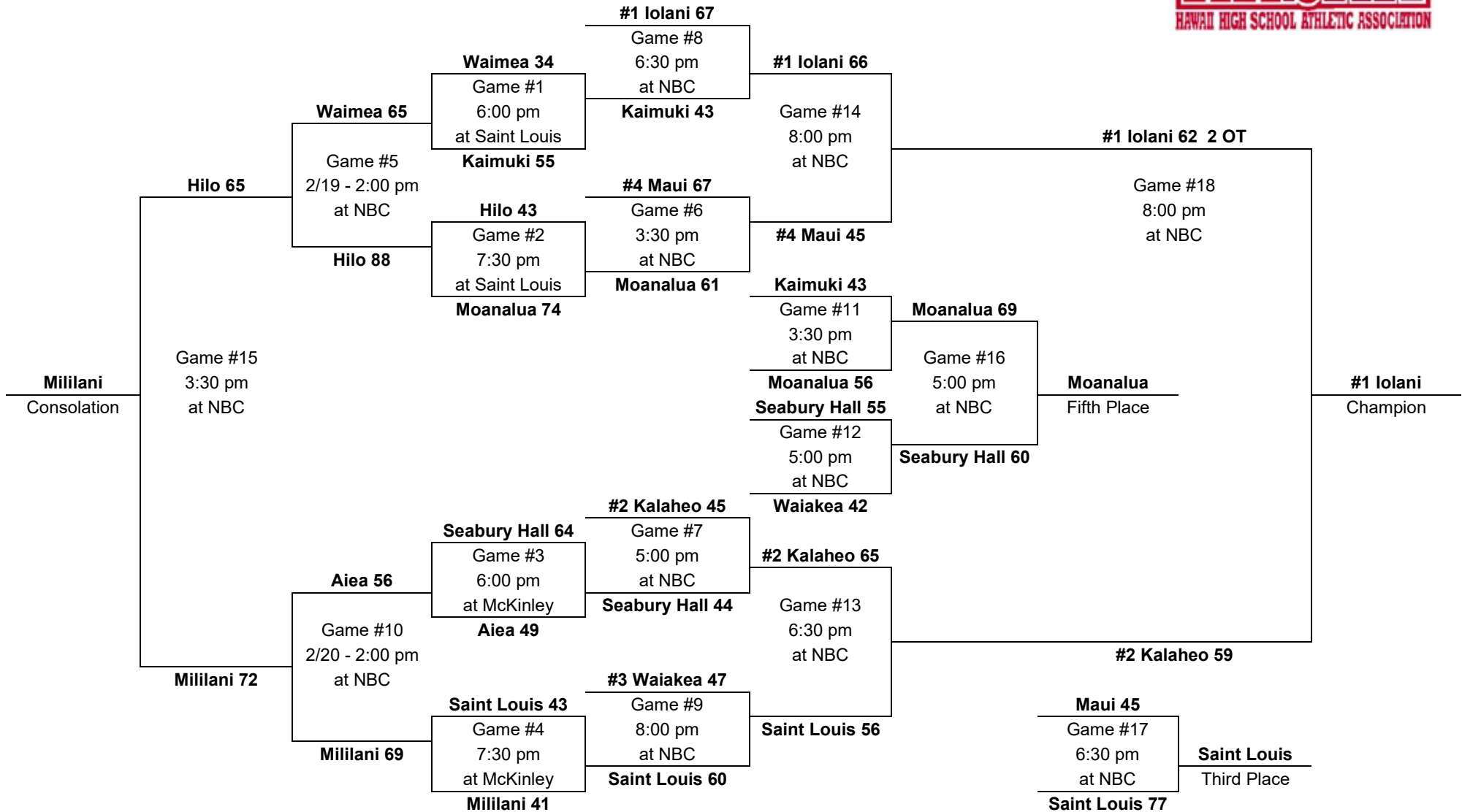
Thurs., Feb. 19  
Friday, Feb. 20

Wednesday,  
Feb. 18

Thursday,  
Feb. 19

Friday,  
Feb. 20

Saturday,  
Feb. 21



PARTICIPATING TEAMS					ALL-TOURNAMENT TEAM: Kirk Uejio, Iolani – MOP Cord Anderson, Iolani David Abbott, Kalaheo Ramsey Williams, Moanalua <b>Leading scorers:</b> (3 games) Kenji Price, Mililani (68 pts, 22.7 ppg) Brandon Kauhi, Hilo (59 pts, 19.7 ppg) (4 games) Ramsey Williams, Moanalua (58 pts, 14.5 ppg)
<b>OIA (5)</b> 1. Kalaheo 2. Moanalua 3. Mililani 4. Aiea 5. Kaimuki	<b>ILH (2)</b> 1. Iolani 2. Saint Louis	<b>BIIF (2)</b> 1. Waiakea 2. Hilo	<b>MIL (2)</b> 1. Maui 2. Seabury Hall	<b>KIF (1)</b> 1. Waimea	

# 1997

– Boys Basketball - Division AA: 12-team tournament (McKinley gym, McCabe gym, Neal S. Blaisdell Arena)

Saturday,  
Feb. 22

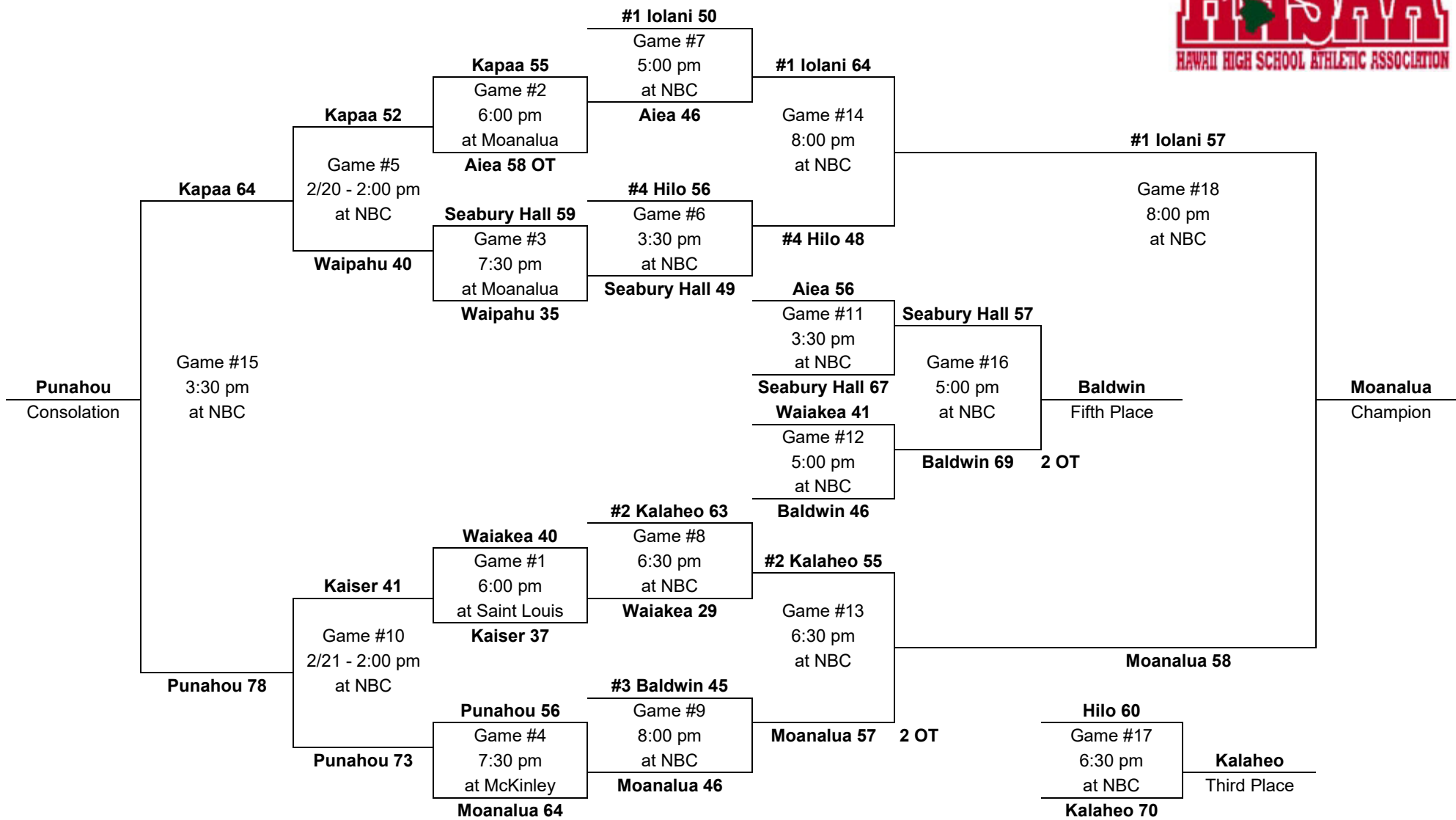
Thurs., Feb. 20  
Friday, Feb. 21

Wednesday,  
Feb. 19

Thursday,  
Feb. 20

Friday,  
Feb. 21

Saturday,  
Feb. 22



PARTICIPATING TEAMS					MEDIA ALL-TOURNAMENT TEAM:	
<b>OIA (5)</b> 1. Kalaheo 2. Waipahu 3. Moanalua 4. Kaiser 5. Aiea	<b>ILH (2)</b> 1. Iolani 2. Punahou	<b>BIIF (2)</b> 1. Hilo 2. Waiakea	<b>MIL (2)</b> 1. Baldwin 2. Seabury Hall	<b>KIF (1)</b> 1. Kapaa	Ramsey Williams, Moanalua–MVP Derek Christensen, Iolani Brian Rosado-Galindo, Moanalua	Davis Mamelamela, Kalaheo Shawn Christensen, Iolani Kirk Uejio, Iolani
					<b>Leading scorers:</b> (3 games) Derek Christensen, Iolani (19 FG, 4 3-FG, 15-20 FT, 57 pts, 19.0 ppg) (4 g) Ramsey Williams, Moanalua (27 FG, 14 3-FG, 19-21 FT, 87 pts, 21.8 ppg)	
					<b>Note: Moanalua (96 &amp; 97) and Leilehua (73) lowest seeds to win state tny.</b>	

# 1996

– Boys Basketball - Division AA: 12-team tournament (McKinley gym, Kekuhaupio gym, Neal S. Blaisdell Arena)



Saturday,  
Mar. 2

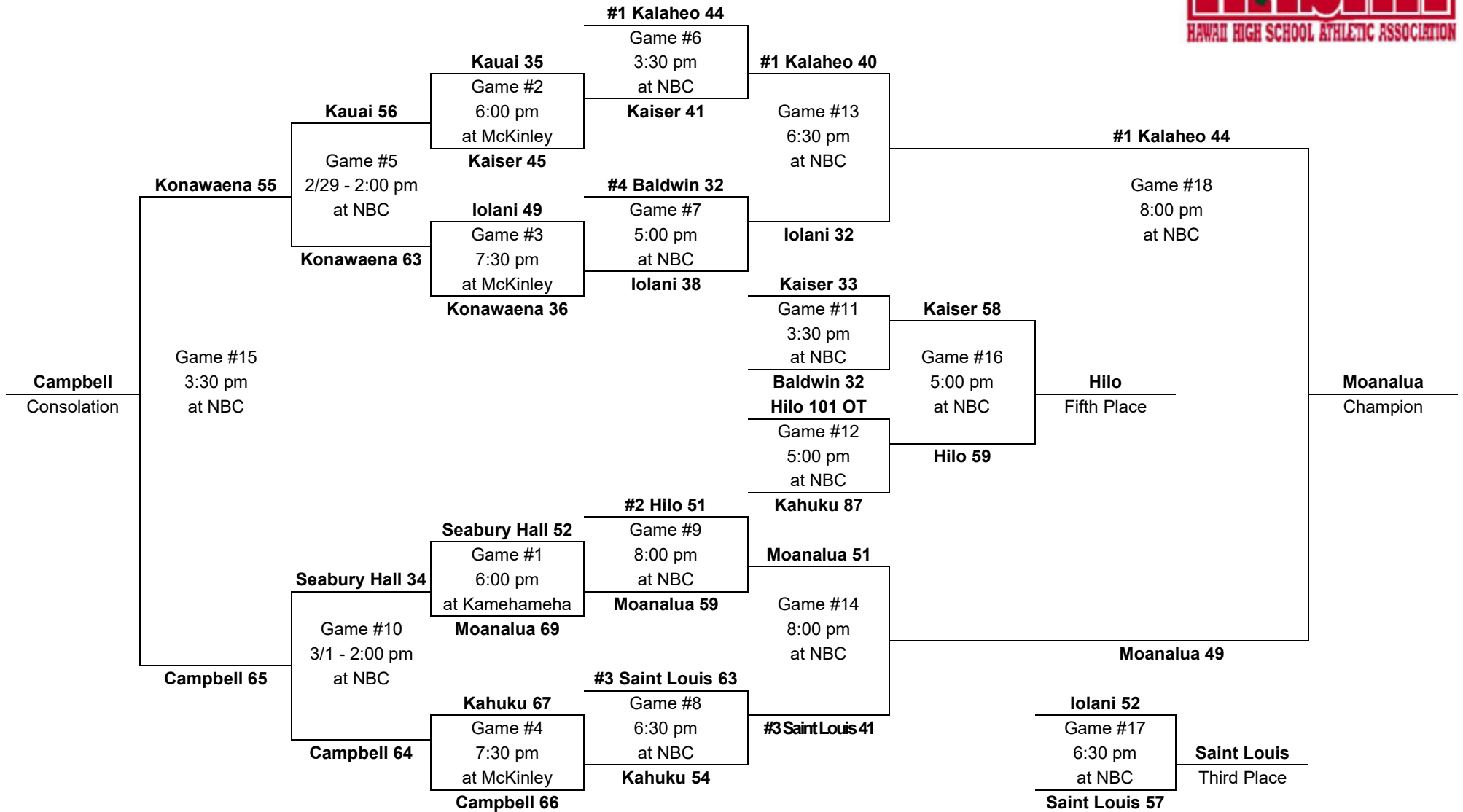
Thurs., Feb. 29  
Friday, Mar. 1

Wednesday,  
Feb. 28

Thursday,  
Feb. 29

Friday,  
Mar. 1

Saturday,  
Mar. 2



PARTICIPATING TEAMS					MEDIA ALL-TOURNAMENT TEAM:	
<b>OIA (5)</b> 1. Kalaheo 2. Kahuku 3. Moanalua 4. Campbell 5. Kaiser	<b>ILH (2)</b> 1. Saint Louis 2. Iolani	<b>BIIF (2)</b> 1. Hilo 2. Konawaena	<b>MIL (2)</b> 1. Baldwin 2. Seabury Hall	<b>KIF (1)</b> 1. Kauai	Issac Castro, Moanalua –MVP	Ramsey Williams, Moanalua
					Darnell Arceneaux, Saint Louis	Charles Williams, Moanalua
					Rahula Hall, Hilo	Brian Yule, Kalaheo
					<b>Leading scorers:</b> (3 games) Clifton Jones, Kahuku (27 FG, 0 3-FG, 13-29 FT, 69 pts, 23.0 ppg)	
					(4 games) Issac Castro, Moanalua (28 FG, 4 3-FG, 12-17 FT, 72 pts, 18.0 ppg)	
					<b>Note: Moanalua (OIA3) ties Leilehua (1973) as lowest seed to win state tny.</b>	

# 1995

– Boys Basketball - Division AA: 12-team tournament (McKinley gym, Kekuhaupio gym, Neal S. Blaisdell Arena)



Saturday,  
Mar. 4

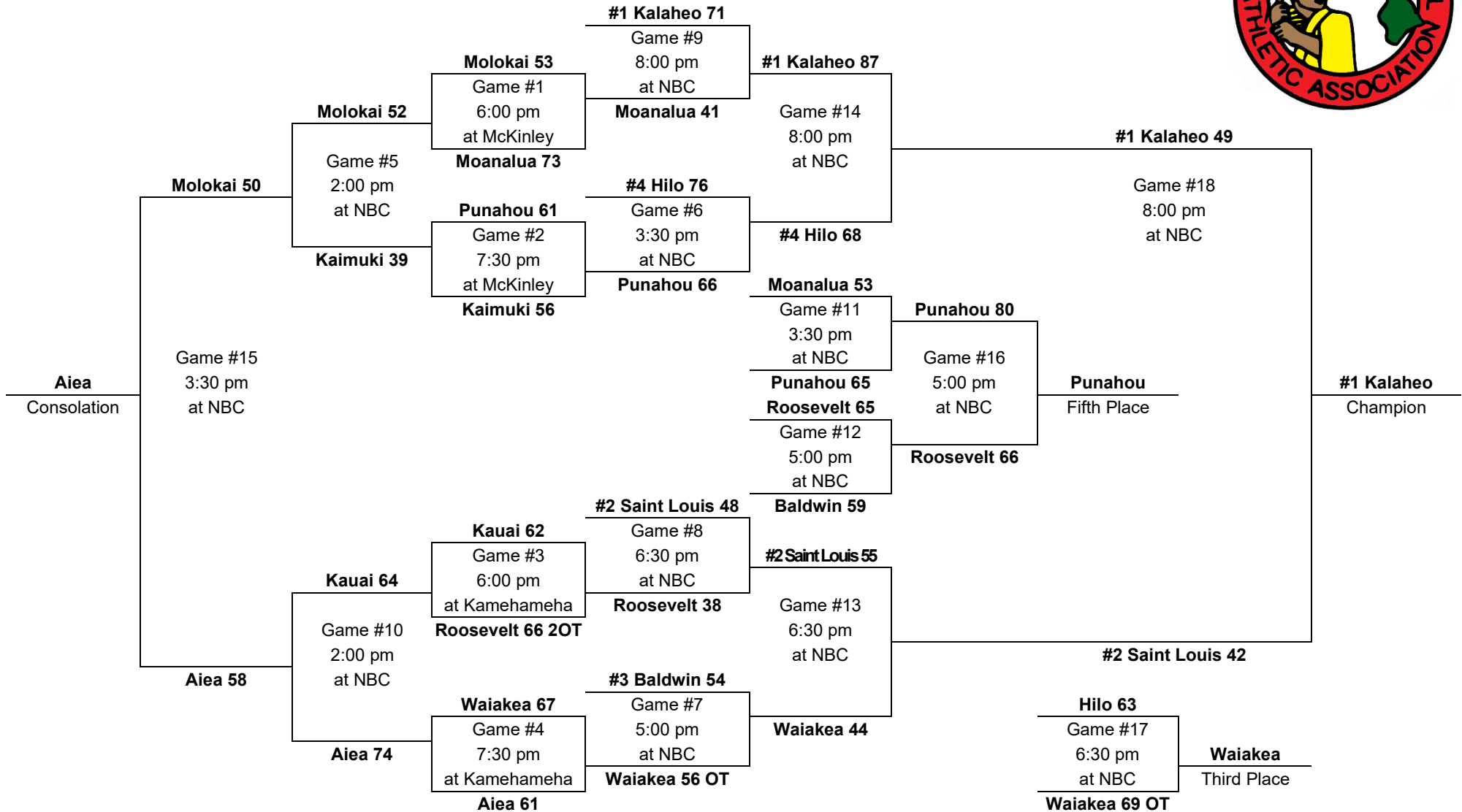
Thurs. Mar. 2  
Friday, Mar. 3

Wednesday,  
Mar. 1

Thursday,  
Mar. 2

Friday,  
Mar. 3

Saturday,  
Mar. 4

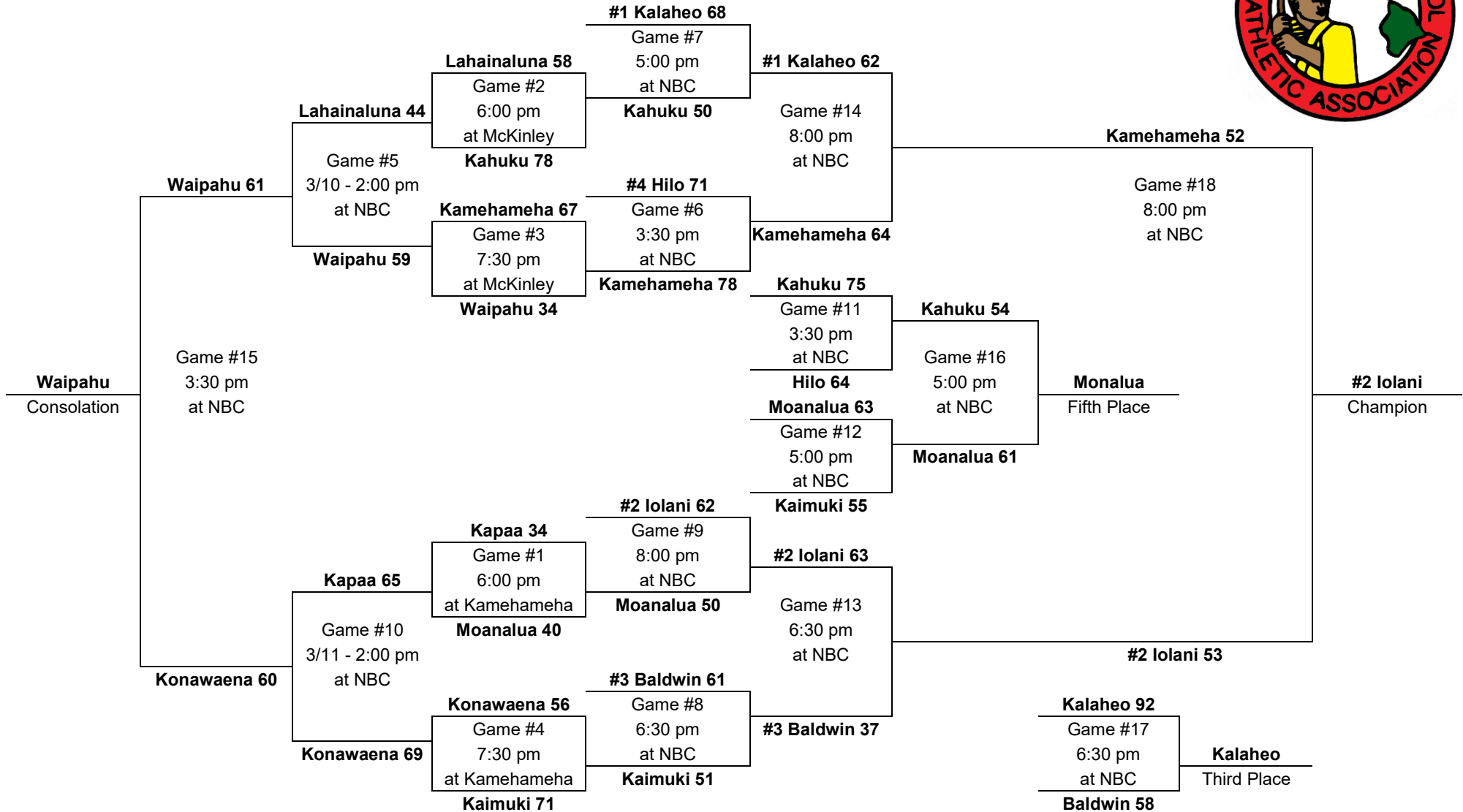


PARTICIPATING TEAMS					MEDIA ALL-TOURNAMENT TEAM: Greg Miller, Kalaheo – MVP Stephen Hess, Kalaheo Darnell Arceneaux, Saint Louis Kawika Ordenstein, Saint Louis
<b>OIA (5)</b> 1. Kalaheo 2. Aiea 3. Moanalua 4. Kaimuki 5. Roosevelt	<b>ILH (2)</b> 1. Saint Louis 2. Punahou	<b>BIIF (2)</b> 1. Hilo 2. Waiakea	<b>MIL (2)</b> 1. Baldwin 2. Molokai	<b>KIF (1)</b> 1. Kauai	
					<b>Leading scorers:</b> (3 games) Darnell Arceneaux, Saint Louis (19 FG, 4 3-FG, 9-13 FT, 51 pts, 17.0 ppg) (4 games) Wesley Pratt, Punahou (23 FG, 5 3-FG, 17-23 FT, 68 pts, 17.0 ppg)

# 1994 – Boys Basketball - Division AA: 12-team tournament (McKinley gym, Kekuhaupio gym, Neal S. Blaisdell Arena)



Saturday, Mar. 12      Thurs., Mar. 10 / Friday, Mar. 11      Wednesday, Mar. 9      Thursday, Mar. 10      Friday, Mar. 11      Saturday, Mar. 12



PARTICIPATING TEAMS					MEDIA ALL-TOURNAMENT TEAM: Kahi Villa, KS – MVP Todd King, Iolani                      Adam Lee, Kamehameha Alika Smith, Kalaheo                      Ray Wilhelm, Baldwin Adam Wong, Iolani <b>Leading scorers:</b> (3 games) Alika Smith, Kalaheo (29 FG, 9 3-FG, 20-25 FT, 87 pts, 29.0 ppg) (4 games) Kahi Villa, Kamehameha (36 FG, 0 3-FG, 30-41 FT, 102 pts, 28.5 ppg)
<b>OIA (5)</b> 1. Kalaheo 2. Kaimuki 3. Moanalua 4. Waipahu 5. Kahuku	<b>ILH (2)</b> 1. Iolani 2. Kamehameha	<b>BIIF (2)</b> 1. Hilo 2. Konawaena	<b>MIL (2)</b> 1. Baldwin 2. Lahainaluna	<b>KIF (1)</b> 1. Kapaa	



# 1993

– Boys Basketball - Division AA: 12-team tournament (McKinley gym, Kekuhaupio gym, Neal S. Blaisdell Arena)

Saturday,  
Mar. 6

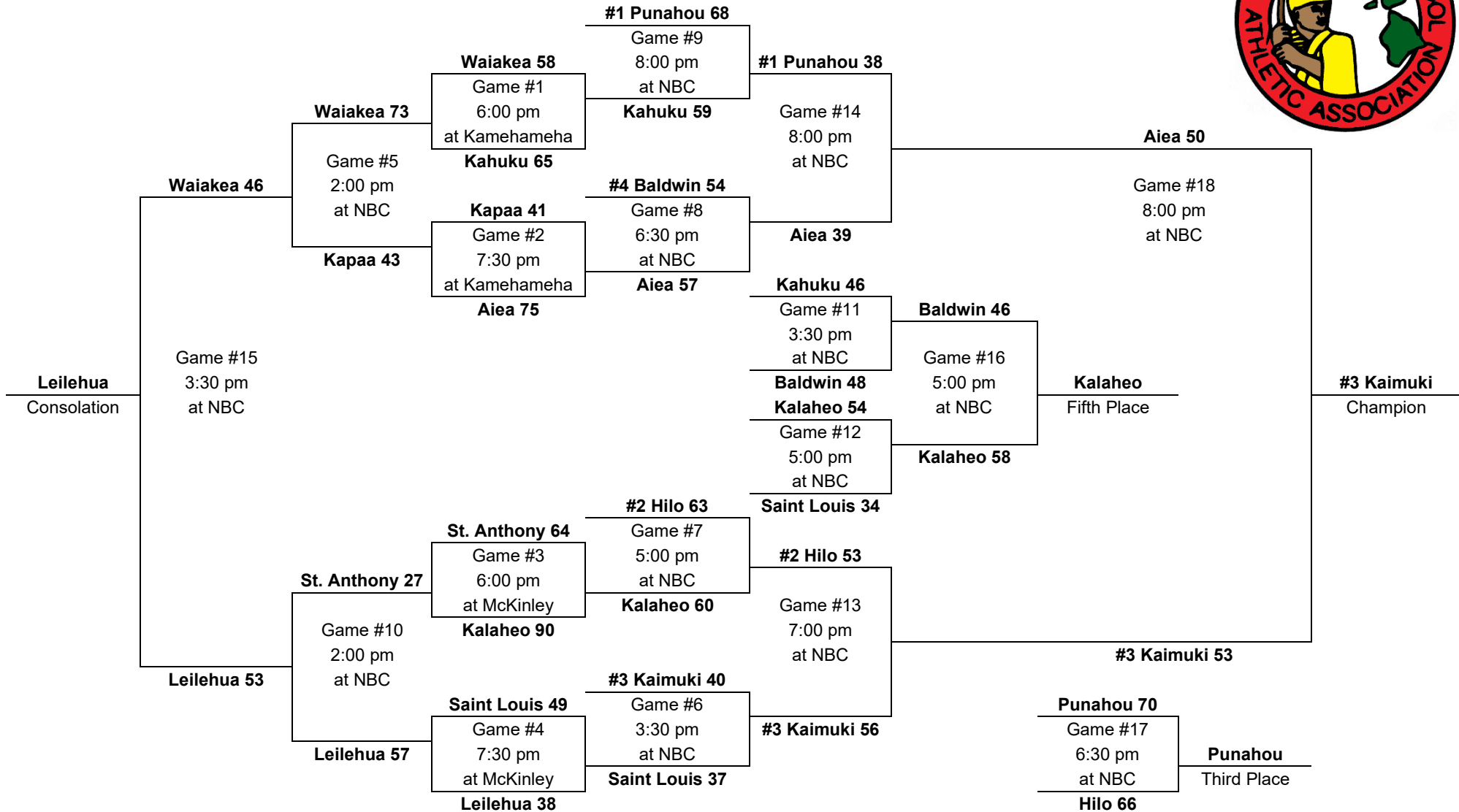
Thurs., Mar. 4  
Friday, Mar. 5

Wednesday,  
Mar. 3

Thursday,  
Mar. 4

Friday,  
Mar. 5

Saturday,  
Mar. 6

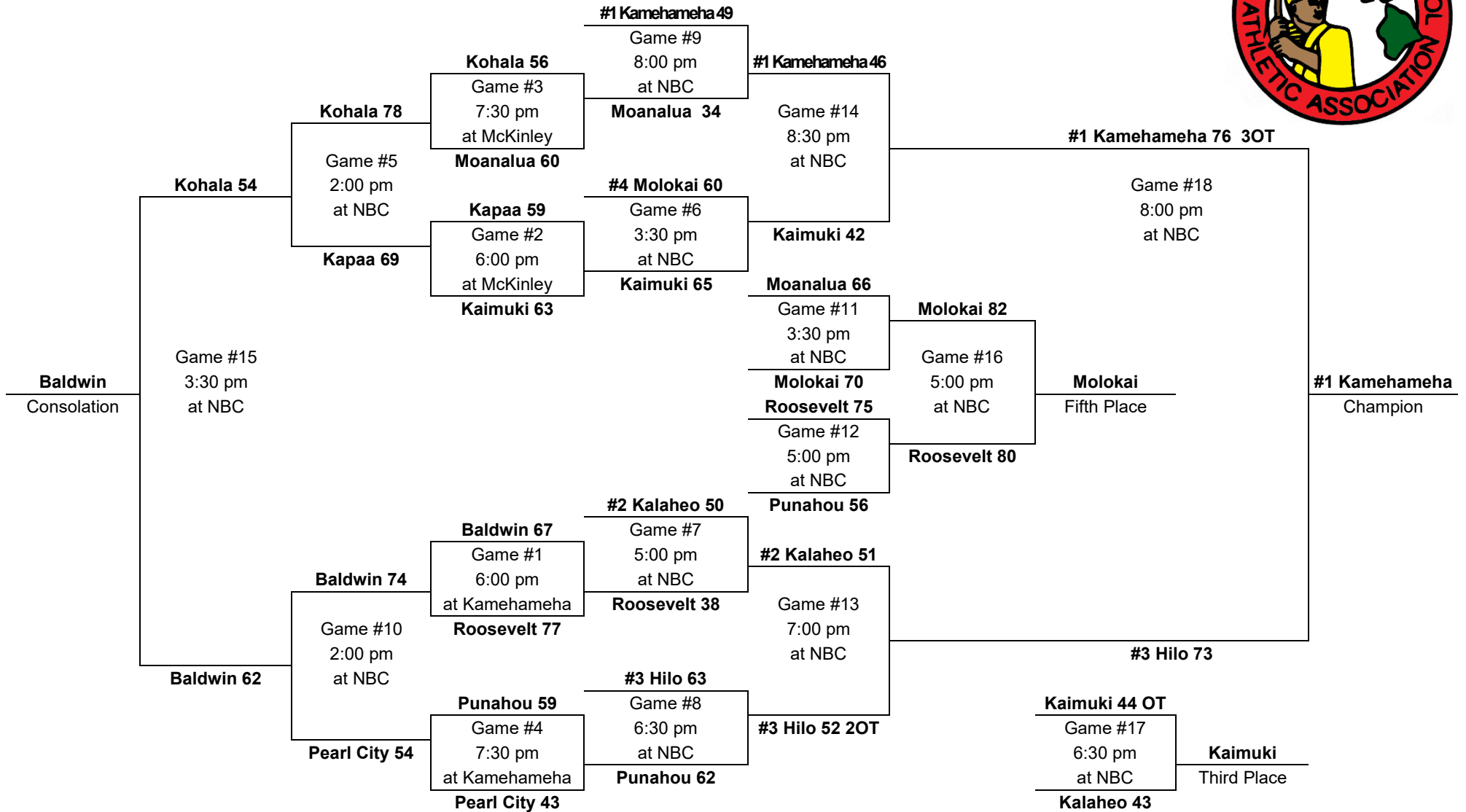


PARTICIPATING TEAMS					MEDIA ALL-TOURNAMENT TEAM:	
<b>OIA (5)</b> 1. Kaimuki 2. Aiea 3. Kahuku 4. Kalaheo 5. Leilehua	<b>ILH (2)</b> 1. Punahou 2. Saint Louis	<b>BIIF (2)</b> 1. Hilo 2. Waiakea	<b>MIL (2)</b> 1. Baldwin 2. St. Anthony	<b>KIF (1)</b> 1. Kapaa	Kevin Wilson, Aiea (co-MVP)	Shannon Lee, Kaimuki (co-MVP)
					Alika Smith, Kalaheo	Casey Newman, Hilo
					John Neal, Kaimuki	Todd George, Aiea
					<b>Leading scorers:</b>	
					(3 games) Rick Tune, Punahou (53 pts, 17.6 ppg)	
					(4 games) Alika Smith, Kalaheo (78 pts, 19.5 ppg)	
					Todd George, Aiea (77 pts, 19.3 ppg)	

# 1992 – Boys Basketball - Division AA: 12-team tournament (McKinley gym, Kekuhaupio gym, Neal S. Blaisdell Arena)



Saturday, Mar. 7      Thurs., Mar. 5      Wednesday, Mar. 4      Thursday, Mar. 5      Friday, Mar. 6      Saturday, Mar. 7



PARTICIPATING TEAMS					MEDIA ALL-TOURNAMENT TEAM: Louie Vargas, KS – MVP Kekoa Ng, Kamehameha      Tod Bello, Hilo Solomon Wakita, Hilo      Ken Houpo, Baldwin Brandyn Akana, Molokai <b>Leading scorers:</b> (3 games) Brandyn Akana, Molokai (32 fg, 5 3fg, 23-29 FT, 92 pts, 30.7 ppg) Ken Houpo, Baldwin (24 fg, 3 3fg, 12-18 FT, 71 pts, 23.7 ppg) (4 gm) Kai Machida, Roosevelt (19 fg, 13 3fg, 7-7 FT, 58 pts, 14.5 ppg)
OIA (5)	ILH (2)	BIIF (2)	MIL (2)	KIF (1)	
1. Kalaheo	1. Kamehameha	1. Hilo	1. Molokai	1. Kapaa	
2. Kaimuki	2. Punahou	2. Kohala	2. Baldwin		
3. Moanalua					
4. Roosevelt					
5. Pearl City					

# 1991 – Boys Basketball - Division AA: 12-team tournament (McKinley gym, Kekuhaupio gym, Neal S. Blaisdell Arena)



Saturday,  
Mar. 9

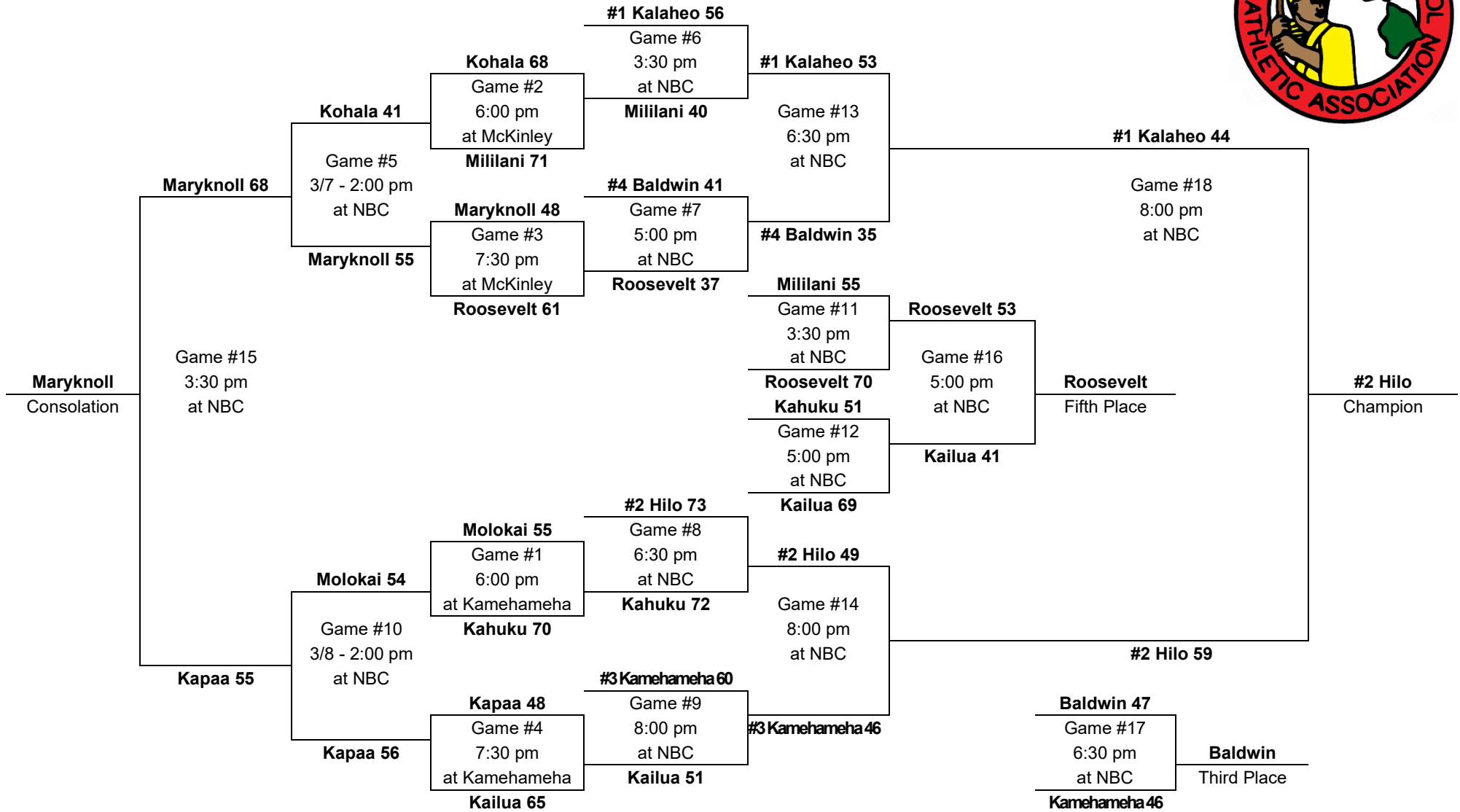
Thurs., Mar. 7  
Friday, Mar. 8

Wednesday,  
Mar. 6

Thursday,  
Mar. 7

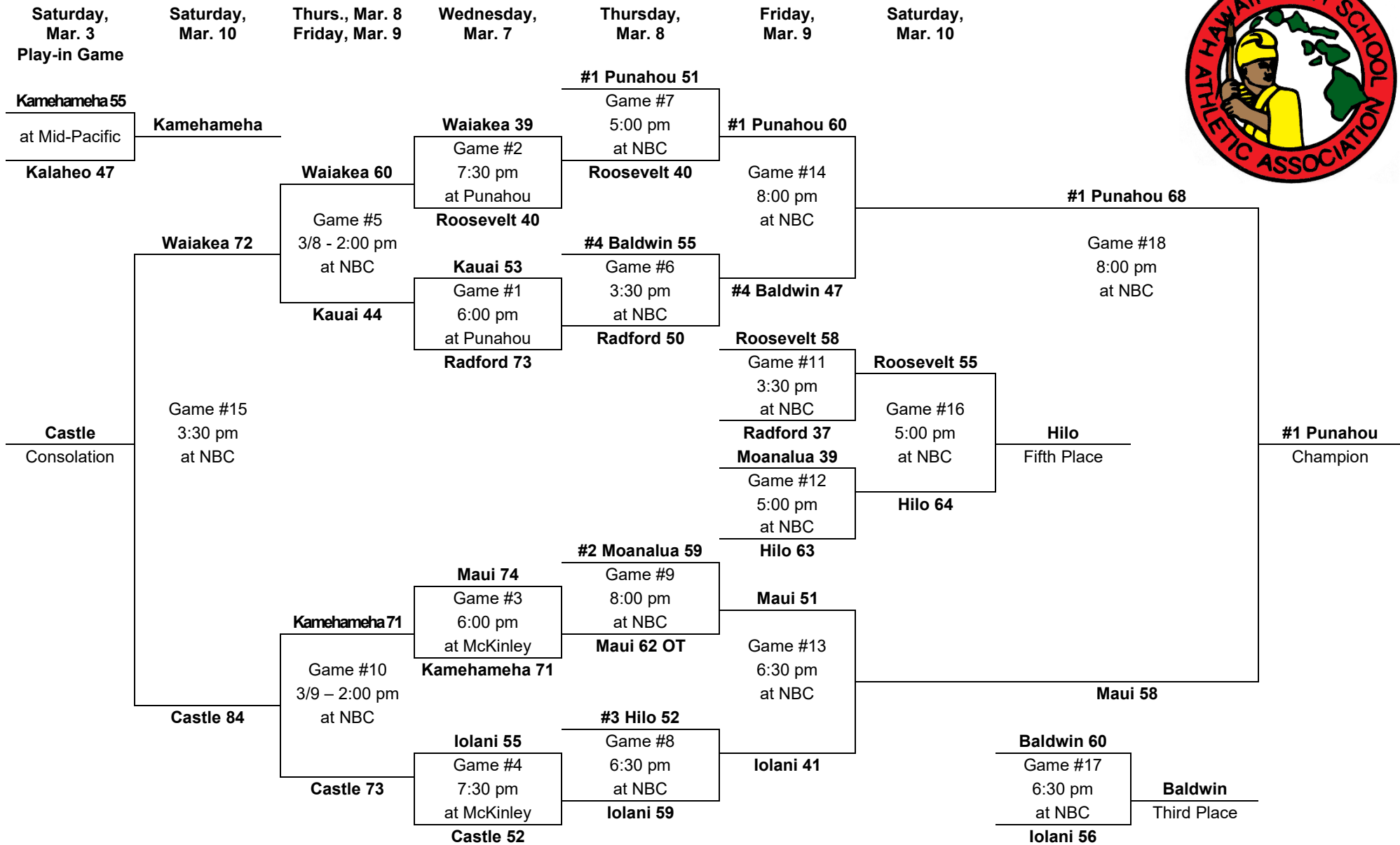
Friday,  
Mar. 8

Saturday,  
Mar. 9



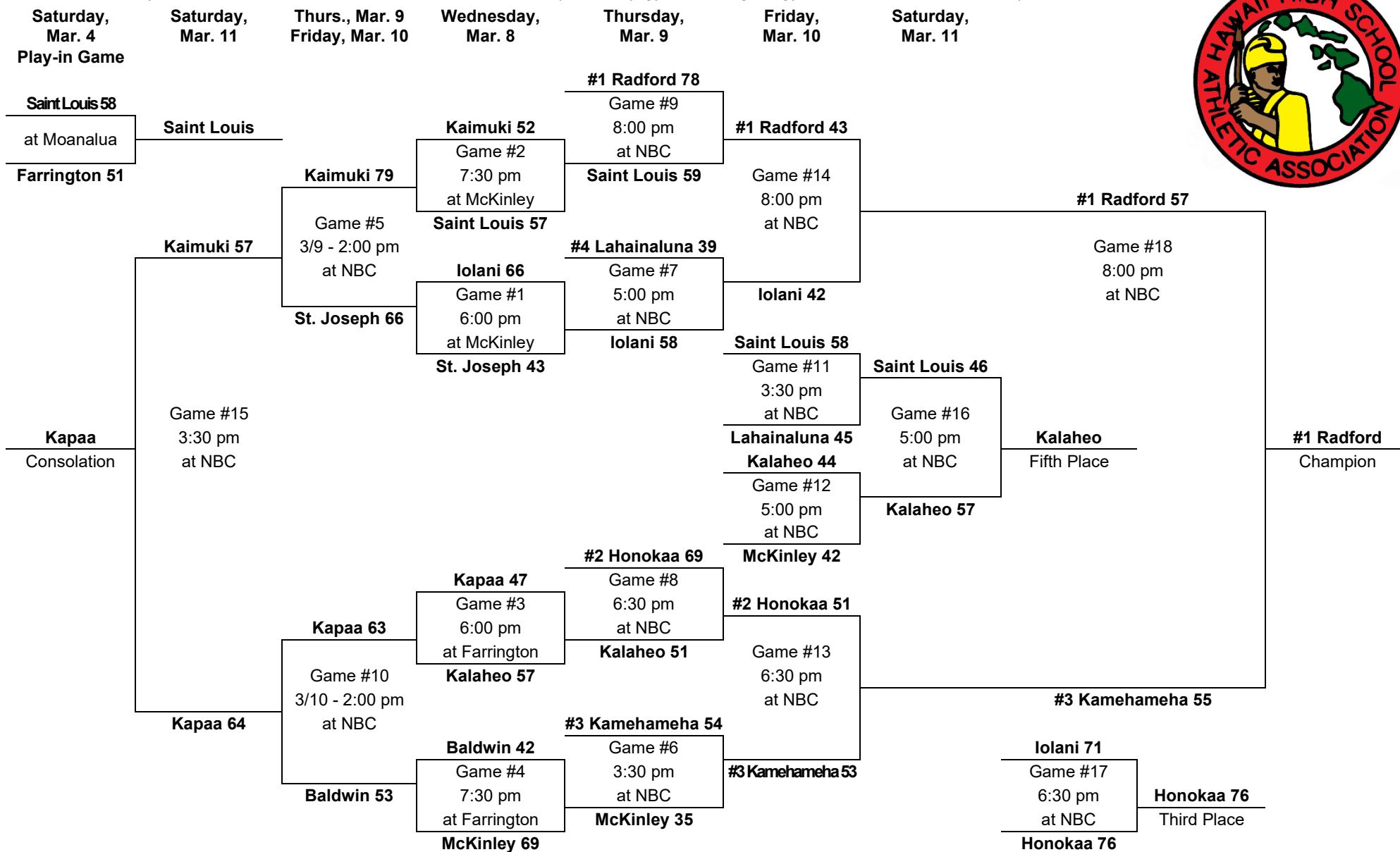

PARTICIPATING TEAMS					MEDIA ALL-TOURNAMENT TEAM: Paul Lee, Hilo – MVP Shon Malani, Hilo      Herman Medeiros, Hilo Josh Smith, Kalaheo    Itula Mili, Kahuku      Albert Nihipali, KS
<b>OIA (5)</b> 1. Kalaheo 2. Kahuku 3. Kailua 4. Roosevelt 5. Mililani	<b>ILH (2)</b> 1. Kamehameha 2. Maryknoll	<b>BIIF (2)</b> 1. Hilo 2. Kohala	<b>MIL (2)</b> 1. Baldwin 2. Molokai	<b>KIF (1)</b> 1. Kapaa	
<b>Leading scorers:</b> (3 g) Paul Lee, Hilo (17 fg, 0 3fg, 18-22 FT 54 pts, 18.0 ppg); Albert Nihipali, KS (19 fg, 0 3fg, 14-23 FT, 52 pts, 17.3 ppg) . (4 g) Wallace Naone, Roos (24 fg, 7 3fg, 12-12 FT ,67pt, 16.8 ppg)					

# 1990 – Boys Basketball - Division AA: 12-team tournament (McKinley gym, Hemmeter Fieldhouse, Neal S. Blaisdell Arena)



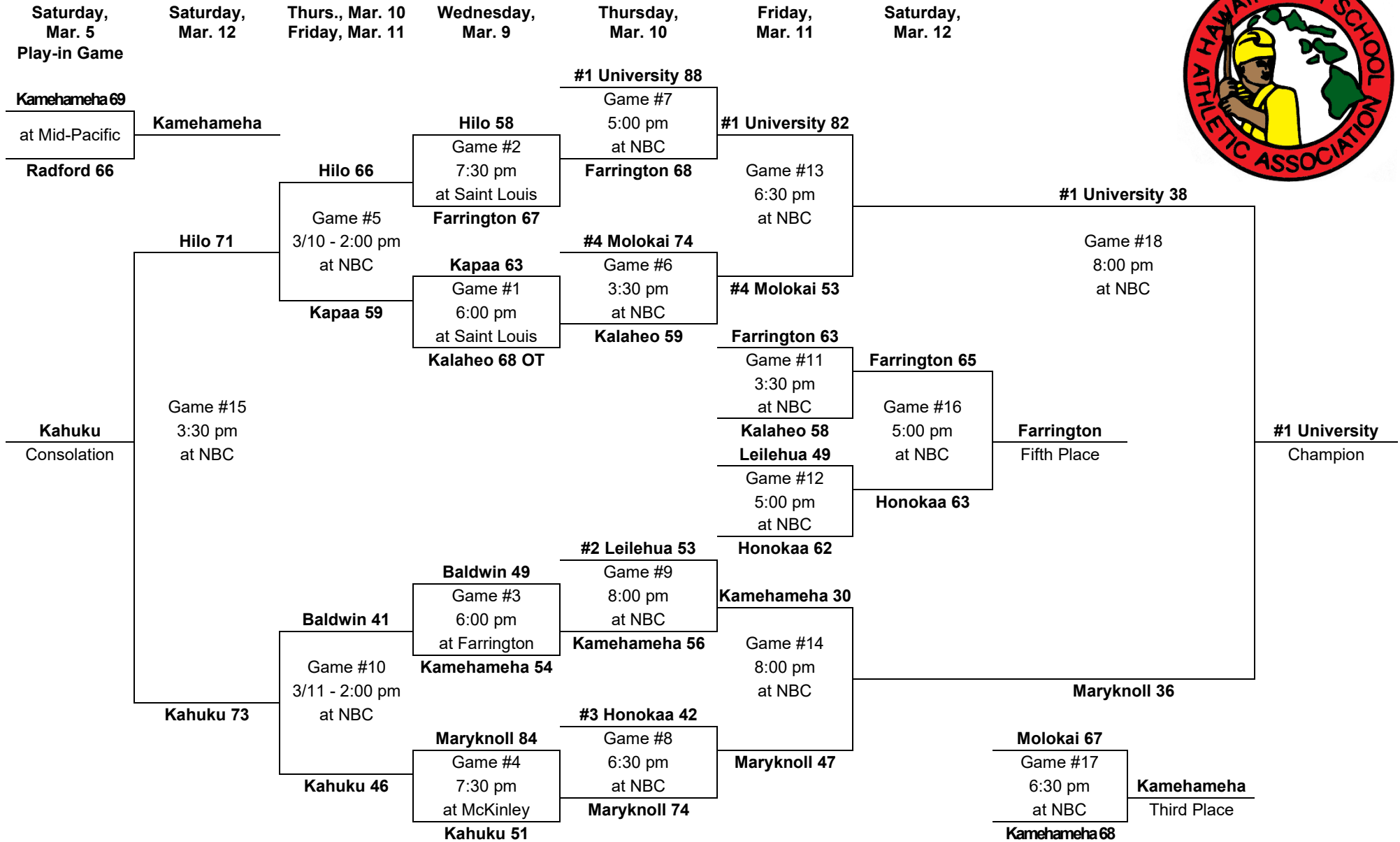

PARTICIPATING TEAMS					MEDIA ALL-TOURNAMENT TEAM: Chris Miller, Punahou – MVP	
<b>OIA (4)</b> 1. Moanalua 2. Radford 3. Roosevelt 4. Castle	<b>ILH (3)</b> 1. Punahou 2. Iolani 3. Kamehameha	<b>BIIF (2)</b> 1. Hilo 2. Waiakea	<b>MIL (2)</b> 1. Baldwin 2. Maui	<b>KIF (1)</b> 1. Kauai	Kevin Wong, Punahou Henry Acob, Maui	Perry Lam, Punahou Ty Brauch, Maui
Play-in: Kalaheo (OIA5) vs. Kamehameha (ILH3)					<b>Leading scorers:</b> (3 games) Teddy Agullana, Castle (26 FG, 1 3-FG, 25-34 FT, 78 pts, 26.0 ppg) (4 games) Ty Brauch, Maui (25 FG, 10 3-FG, 24-30 FT, 84 pts, 21.0 ppg)	

# 1989 – Boys Basketball - Division AA: 12-team tournament (McKinley gym, Farrington gym, Neal S. Blaisdell Arena)



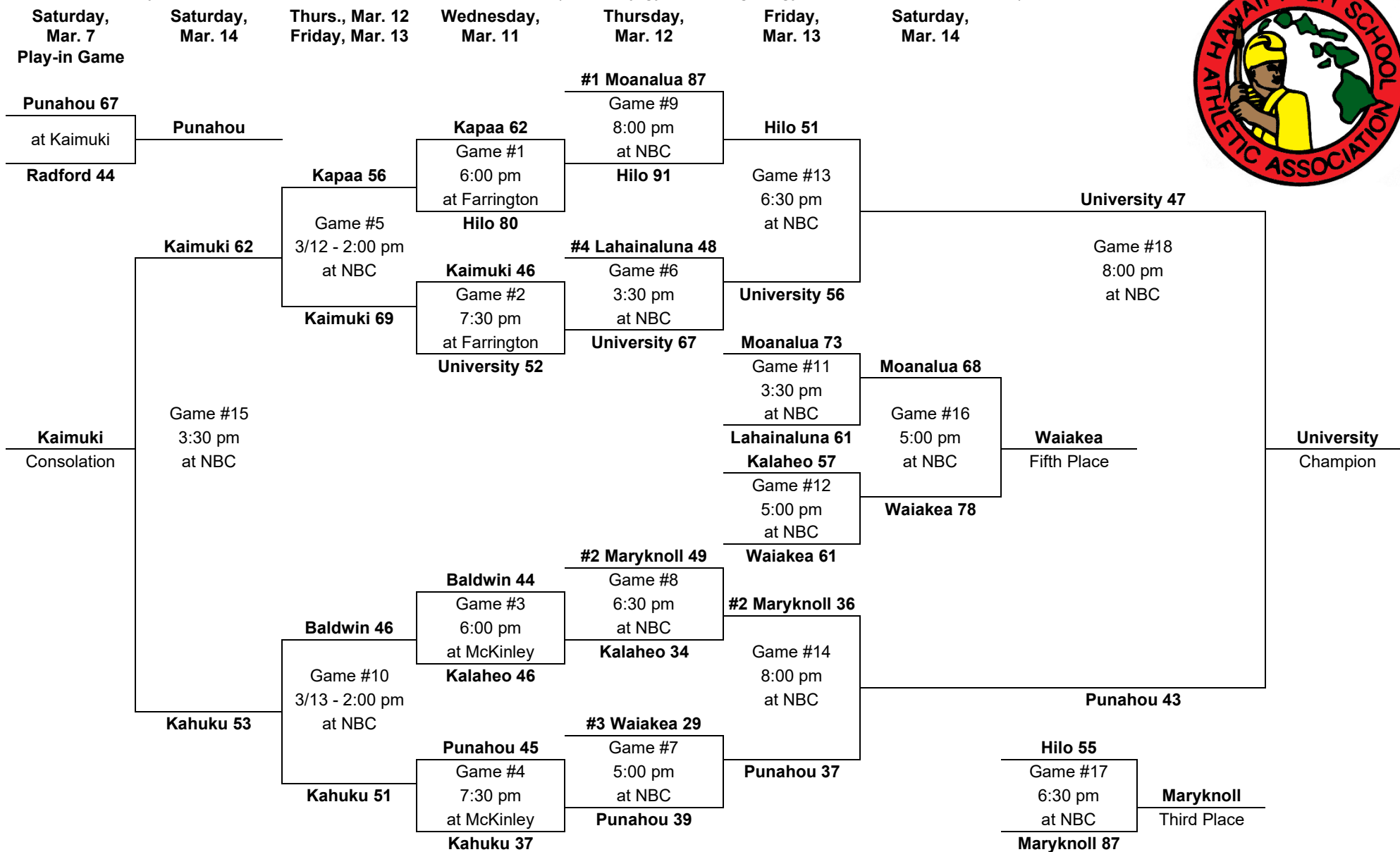

PARTICIPATING TEAMS					MEDIA ALL-TOURNAMENT TEAM: Marcus Smith, Radford– MVP	
<b>OIA (4)</b> 1. Radford 2. McKinley 3. Kalaheo 4. Kaimuki	<b>ILH (3)</b> 1. Kamehameha 2. Iolani 3. Saint Louis	<b>BIIF (2)</b> 1. Honokaa 2. St. Joseph	<b>MIL (2)</b> 1. Lahainaluna 2. Baldwin	<b>KIF (1)</b> 1. Kapaa	Troy McCoy, Radford Rodney Arias, Kamehameha Lamont Davis, Radford	Sy Frazier, Honokaa Lenny Kai, Kamehameha
Play-in: Farrington (OIA5) vs. Saint Louis (ILH3)					<b>Leading scorer:</b> (3 games) Sy Frazier, Honokaa (59 pts, 19.7 ppg) (4 games) Kanoe Winchester, Iolani (24 FG, 10 3-FG, 3-3 FT, 63 pts, 15.8 ppg)	

# 1988 – Boys Basketball - Division AA: 12-team tournament (McCabe gym, Farrington gym, Neal S. Blaisdell Arena)



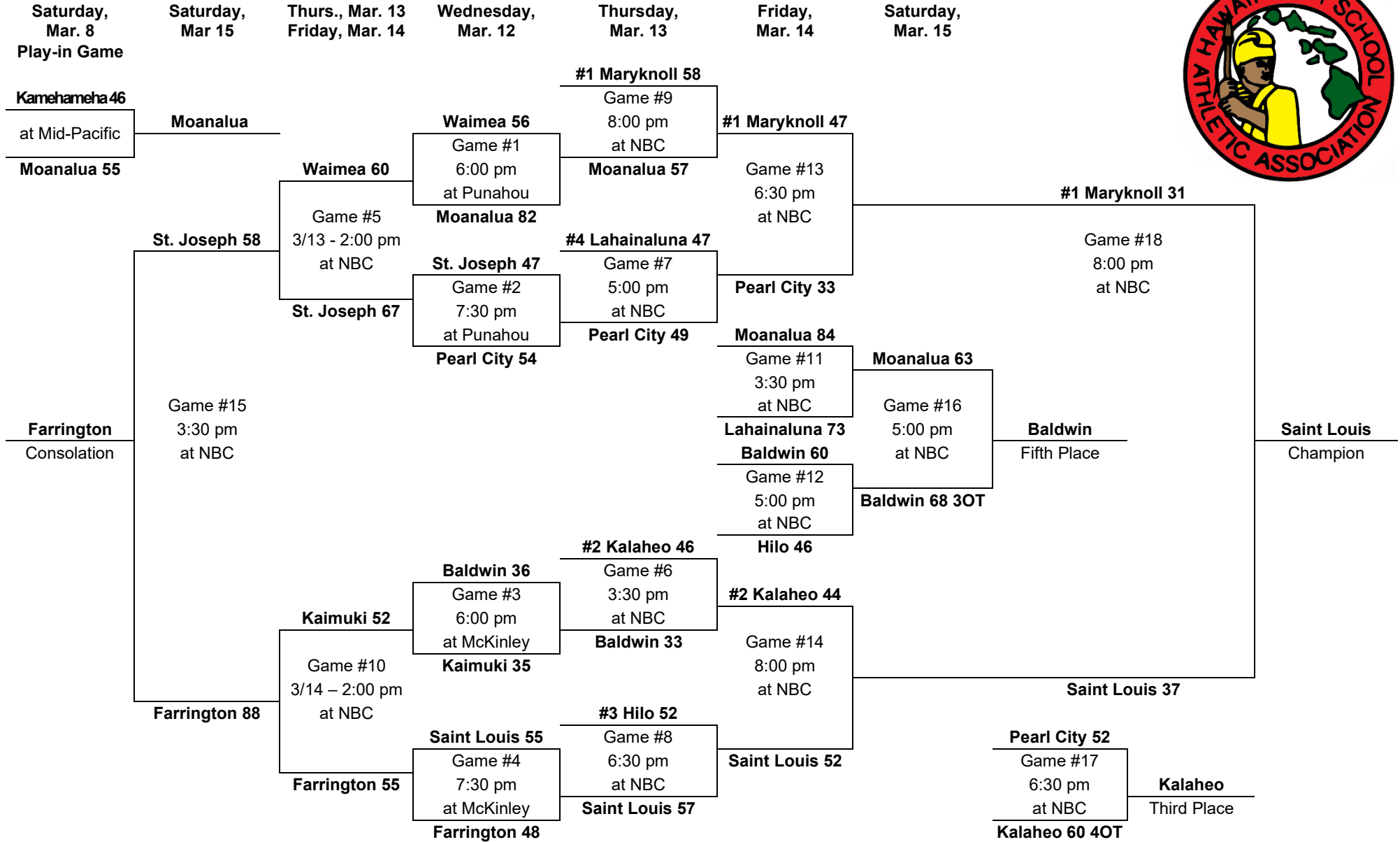
PARTICIPATING TEAMS					Leading scorer:
<b>OIA (4)</b> 1. Leilehua 2. Kalaheo 3. Farrington 4. Kahuku	<b>ILH (3)</b> 1. University 2. Maryknoll 3. Kamehameha	<b>BIIF (2)</b> 1. Honokaa 2. Hilo	<b>MIL (2)</b> 1. Molokai 2. Baldwin	<b>KIF (1)</b> 1. Kapaa	(3 games) Jarrin Akana, Molokai (22 FG, 8 3-FG, 27-31 FT, 79 pts, 26.3 ppg) (4 games) Tavesi Augafa, Farrington (27 FG, 1 3-FG, 16-21 FT, 71 pts, 17.3 ppg) (5 games) Lenny Kai, Kamehameha (23 FG, 13 3-FG, 10-13 FT, 69 pts, 13.8 ppg)
Play-in: Radford (OIA5) vs. Kamehameha (ILH3)					<b>Note: First year of the 3-pt FG</b>

# 1987 – Boys Basketball - Division AA: 12-team tournament (McKinley gym, Farrington gym, Neal S. Blaisdell Arena)



PARTICIPATING TEAMS					Leading scorers:
<b>OIA (4)</b> 1. Moanalua 2. Kahuku 3. Kalaheo 4. Kaimuki	<b>ILH (3)</b> 1. Maryknoll 2. University 3. Punahou	<b>BIIF (2)</b> 1. Waiakea 2. Hilo	<b>MIL (2)</b> 1. Lahainaluna 2. Baldwin	<b>KIF (1)</b> 1. Kapaa	(3 games) Jimmy Lactaoen, Maryknoll (20 FG, 11-19 FT, 51 pts, 17.0 ppg) Mike DePonte, Moanalua (22 FG, 7-9 FT, 51 pts, 17.0 ppg) (4 games) Bruce Ferreira, Hilo (30 FG, 29-34 FT, 89 pts, 22.2 ppg)
Play-in: Radford (OIA5) vs. Punahou (ILH3)					<b>Note: First play-in team (Punahou) reached the finals.</b>

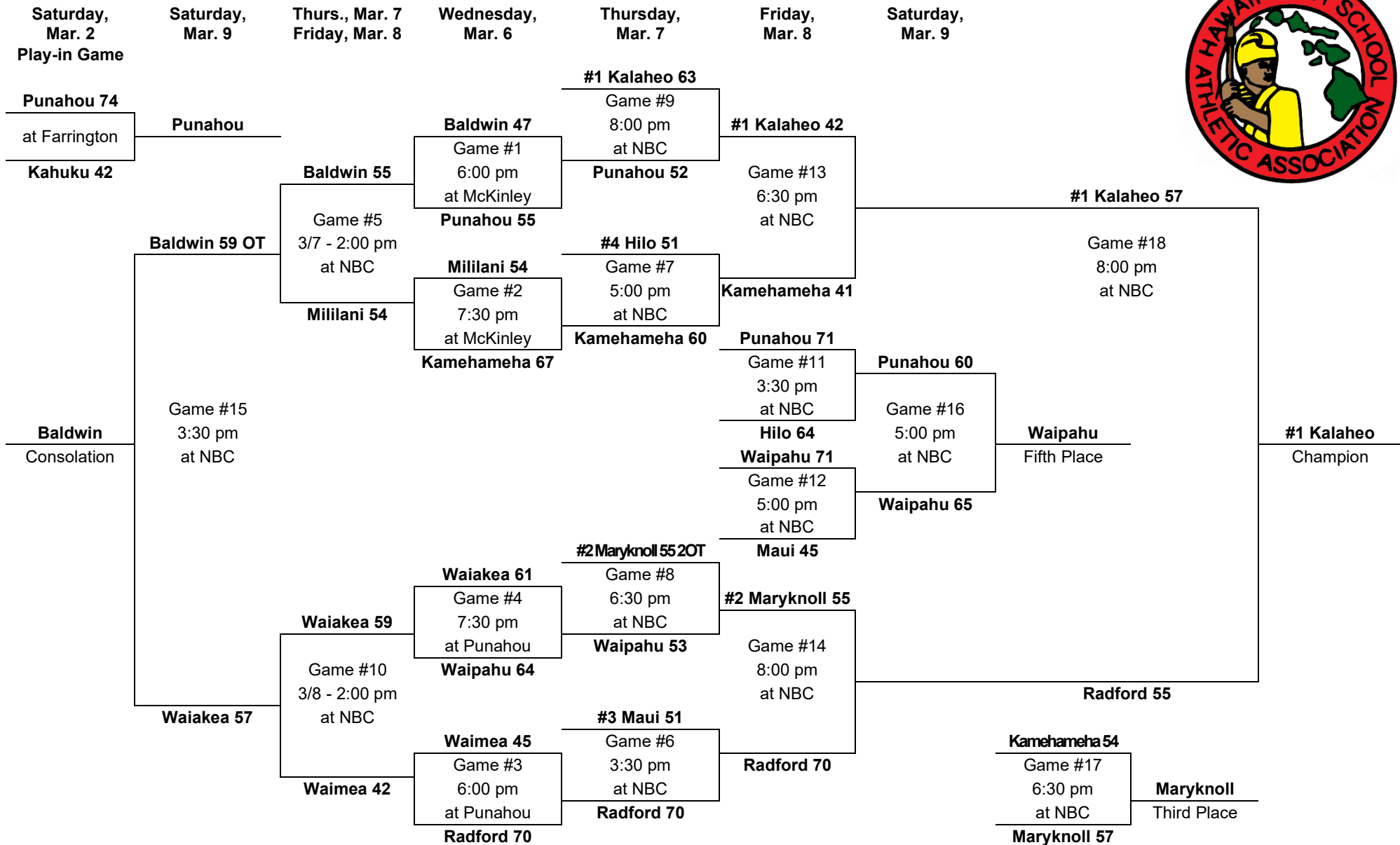
# 1986 – Boys Basketball - Division AA: 12-team tournament (McKinley gym, Punahou gym, Neal S. Blaisdell Arena)



PARTICIPATING TEAMS					Leading scorer:
<b>OIA (5)</b> 1. Kalaheo 2. Pearl City 3. Kaimuki 4. Farrington 5. Moanalua	<b>ILH (2)</b> 1. Maryknoll 2. Saint Louis	<b>BIIF (2)</b> 1. Hilo 2. St. Joseph	<b>MIL (2)</b> 1. Lahainaluna 2. Baldwin	<b>KIF (1)</b> 1. Waimea	(3 games) Jeff Liborio, St. Joseph (20 FG, 8-10 FT, 48 pts (16.0 ppg)) (4 games) David Cooper, Saint Louis (18 FG, 16-26 FT, 52 pts, 13.0 ppg)
Play-in: Moanalua (OIA5) vs. Kamehameha (ILH3)					

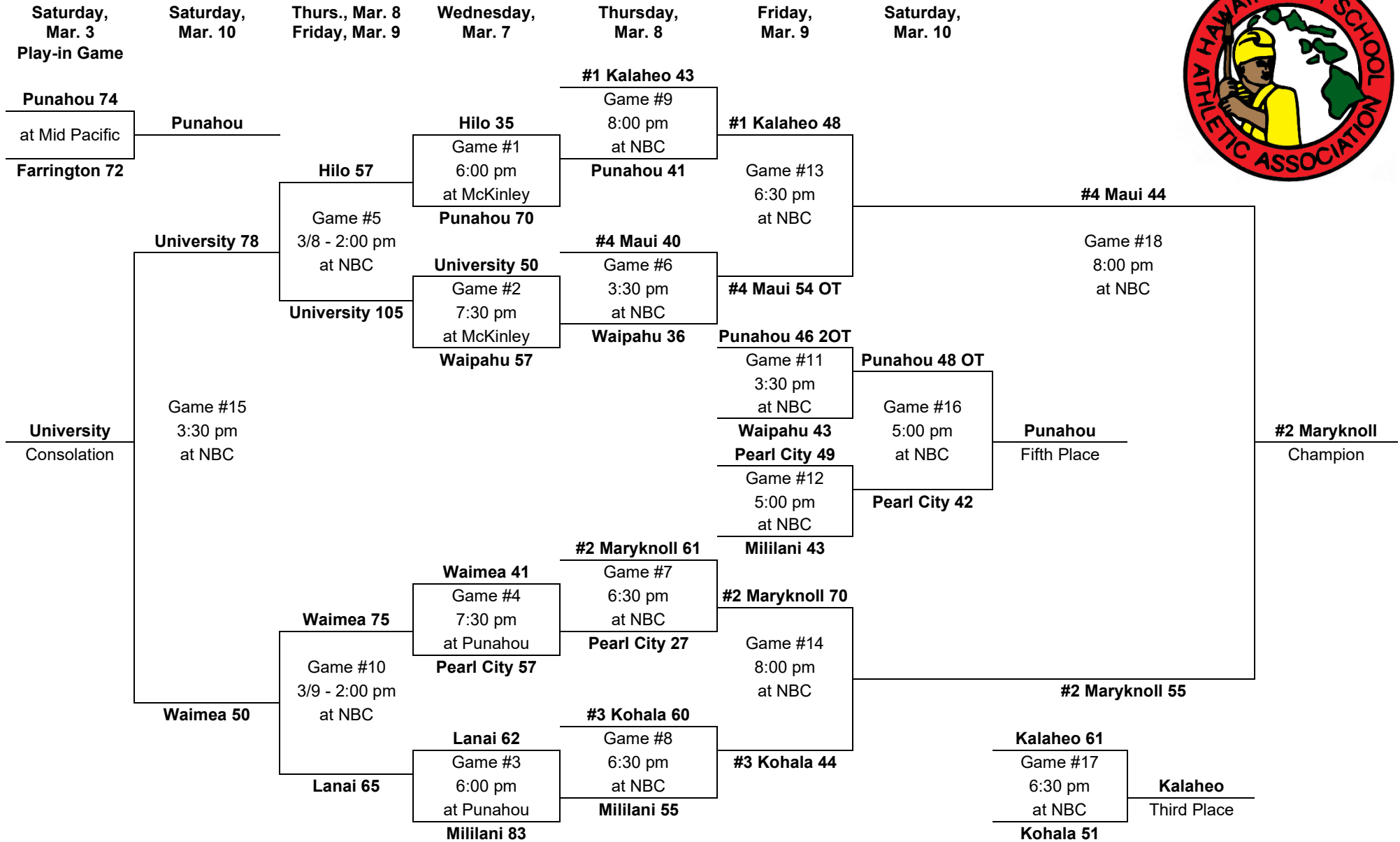



# 1985 – Boys Basketball - Division AA: 12-team tournament (McKinley gym, Punahou gym, Neal S. Blaisdell Arena)



PARTICIPATING TEAMS					Leading scorers: (3 games) Duane Bradley, Kalaheo (23 FG, 17-21 FT, 63 pts, 21.5 ppg) (4 games) Dino Viena, Waipahu (22 FG, 25-40 FT, 69 pts, 17.3 ppg)
<b>OIA (4)</b> 1. Kalaheo 2. Radford 3. Waipahu 4. Mililani	<b>ILH (3)</b> 1. Maryknoll 2. Kamehameha 3. Punahou	<b>BIIF (2)</b> 1. Hilo 2. Waiakea	<b>MIL (2)</b> 1. Maui 2. Baldwin	<b>KIF (1)</b> 1. Waimea	
Play-in: Kahuku (OIA5) vs. Punahou (ILH3)					

# 1984 – Boys Basketball - Division AA: 12-team tournament (McKinley gym, Punahou gym, Neal S. Blaisdell Arena)



PARTICIPATING TEAMS					Leading scorers:
<b>OIA (4)</b> 1. Kalaheo 2. Mililani 3. Waipahu 4. Pearl City	<b>ILH (3)</b> 1. Maryknoll 2. University 3. Punahou	<b>BIIF (2)</b> 1. Hilo 2. Waiakea	<b>MIL (2)</b> 1. Maui 2. Lanai	<b>KIF (1)</b> 1. Waimea	(3 games) Darin Awong, University (52 pts, 17.3 ppg) (4 games) Chris Bisho, Punahou (62 pts, 15.5 ppg) David Hallums, Pearl City (60 pts, 15.0 ppg)
Play-in: Farrington (OIA5) vs. Punahou (ILH3)					Note: First time a team to play 5 state tournament games (Punahou – 4 wins, 1 loss)

# 1983 – Boys Basketball - Division AA: 12-team tournament (Neal S. Blaisdell Arena, Honolulu)

Saturday,  
Mar. 12

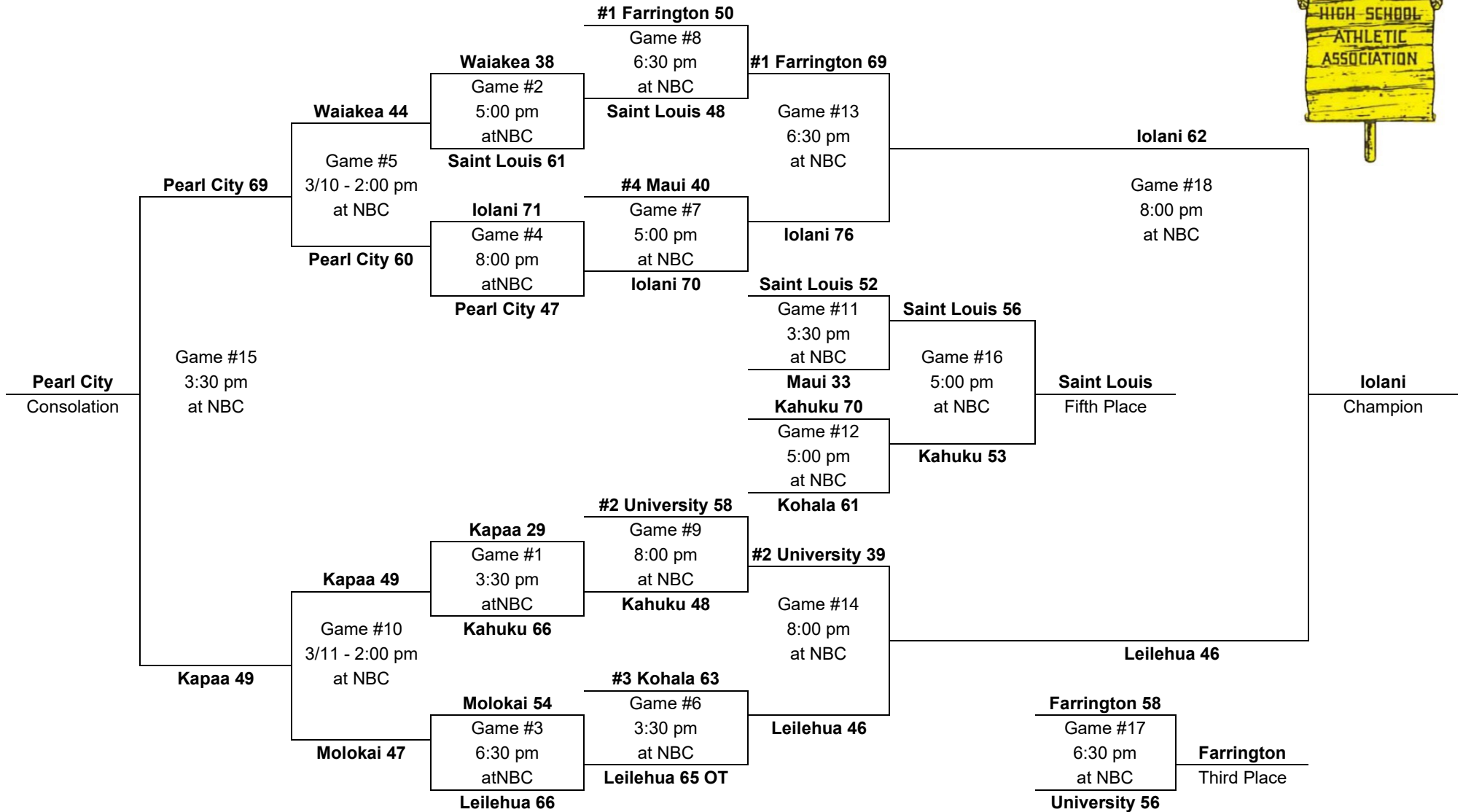
Friday, Mar. 11  
Thurs., Mar. 10

Wednesday,  
Mar. 9

Thursday,  
Mar. 10

Friday,  
Mar. 11

Saturday,  
Mar. 12



PARTICIPATING TEAMS					Leading scorer:
<b>OIA (4)</b> 1. Farrington 2. Leilehua 3. Kahuku 4. Pearl City	<b>ILH (3)</b> 1. University 2. Iolani 3. Saint Louis	<b>BIIF (2)</b> 1. Kohala 2. Waiakea	<b>MIL (2)</b> 1. Maui 2. Molokai	<b>KIF (1)</b> 1. Kapaa	(4 games) Todd Smith, Leilehua (31 FG, 18-24 FT, 80 pts, 20.0 ppg)
					Note: First time two unseeded teams met in the finals. First time a team (Iolani) to win 4 games for the title.

# 1982 – Boys Basketball - Division "AA": 8-team tournament (Neal S. Blaisdell Arena, Honolulu)



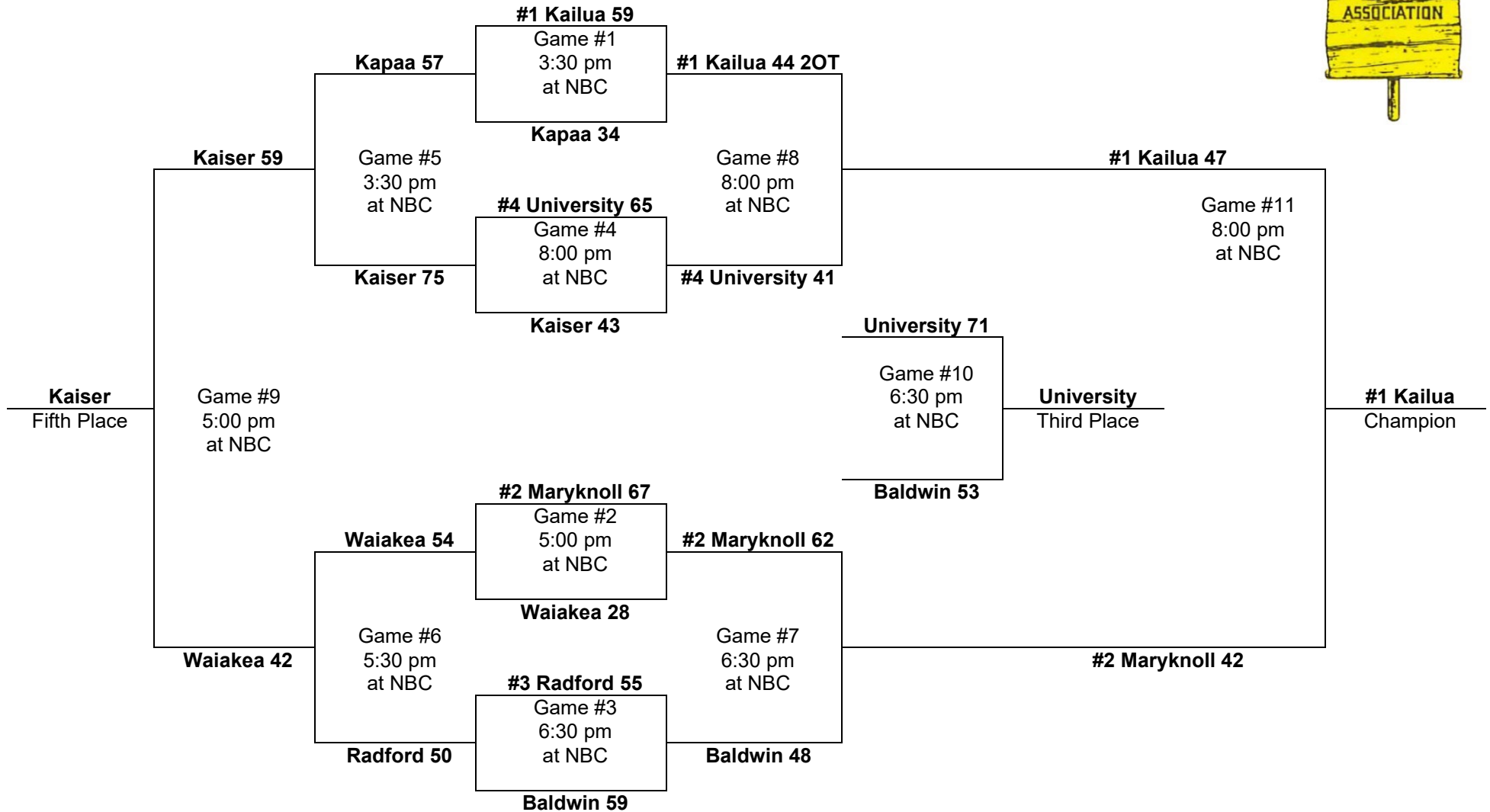
**Saturday  
March 13**

**Friday  
March 12**

**Thursday  
March 11**

**Friday  
March 12**

**Saturday  
March 13**

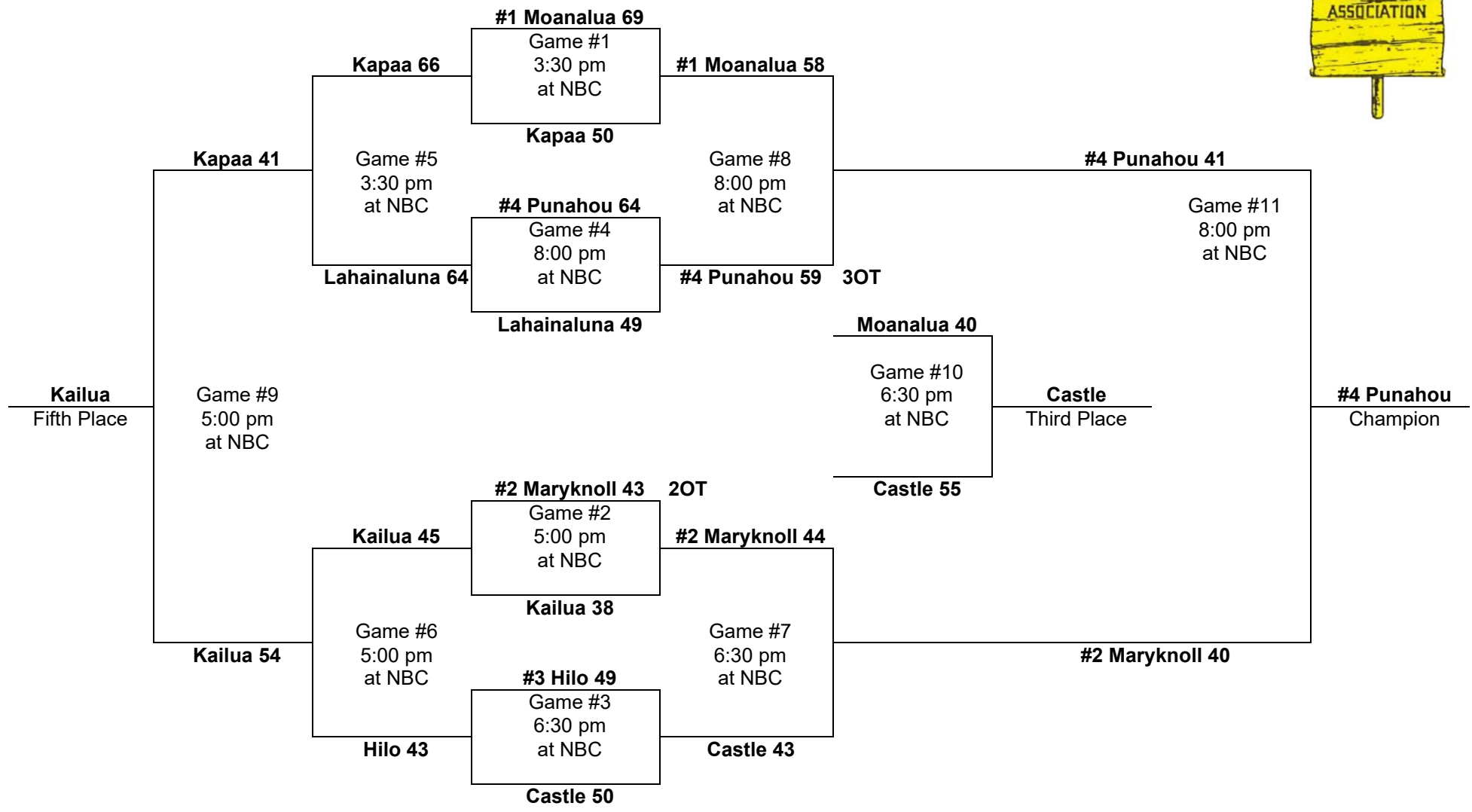


PARTICIPATING TEAMS					Leading scorer:
<b>OIA (3)</b> 1. Kailua 2. Radford 3. Kaiser	<b>ILH (2)</b> 1. Maryknoll 2. University	<b>BIIF (1)</b> 1. Waiakea	<b>MIL (1)</b> 1. Baldwin	<b>KIF (1)</b> 1. Kapaa	Eddie Smith, University (22 FG, 0-6 FT, 44 pts, 14.7 ppg)

# 1981 – Boys Basketball - Division "AA": 8-team tournament (Neal S. Blaisdell Arena, Honolulu)



**Saturday March 14**      **Friday March 13**      **Thursday March 12**      **Friday March 13**      **Saturday March 14**



PARTICIPATING TEAMS					Leading scorer:
<b>OIA (3)</b> 1. Moanalua 2. Castle 3. Kailua	<b>ILH (2)</b> 1. Maryknoll 2. Punahou	<b>BIIF (1)</b> 1. Hilo	<b>MIL (1)</b> 1. Lanai	<b>KIF (1)</b> 1. Kapaa	Sam Johnson, Moanalua (34 FG, 23-40 FT, 91 pts, 30.3 ppg)

# 1980 – Boys Basketball - Division "AA": 8-team tournament (Neal S. Blaisdell Arena, Honolulu)



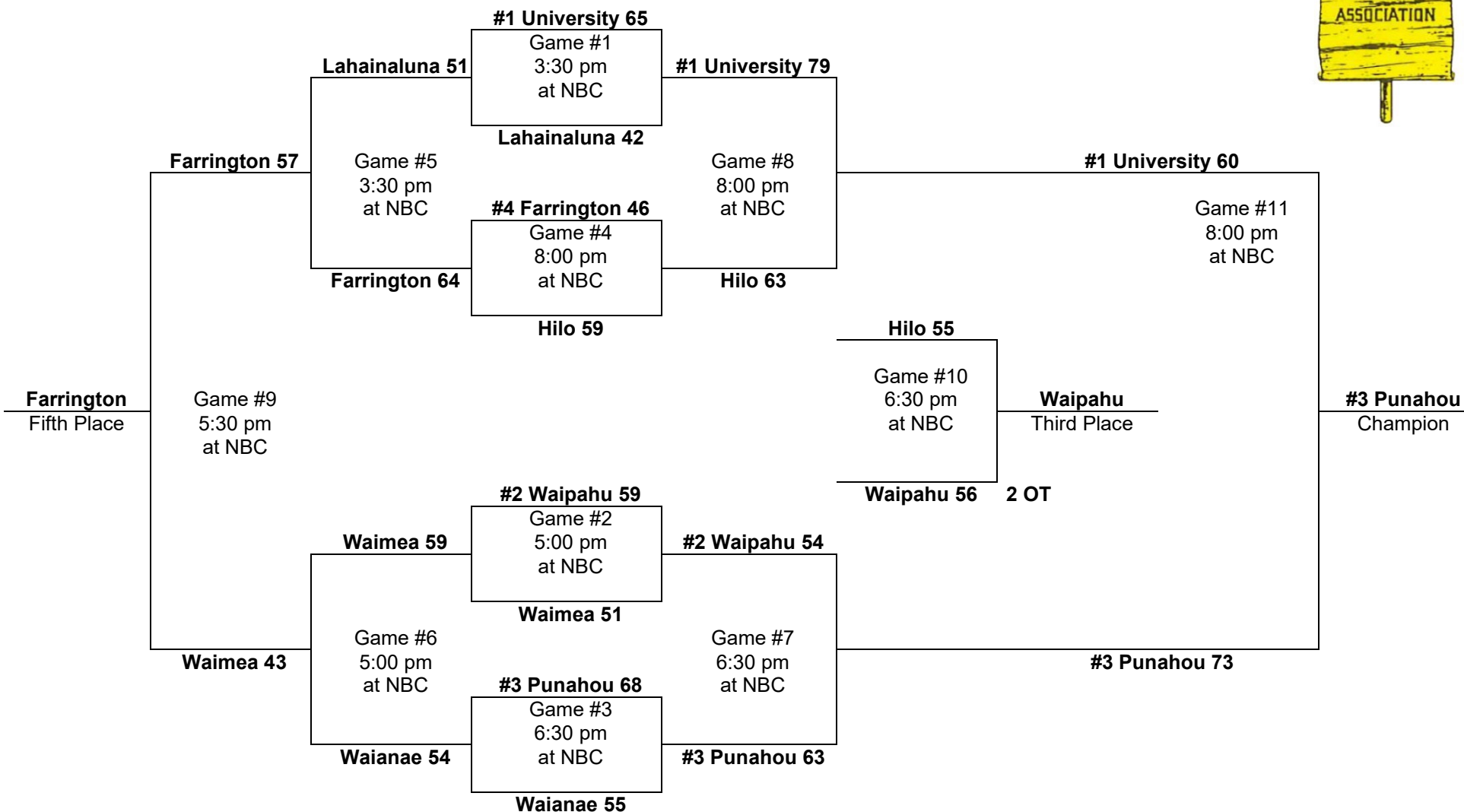
**Saturday**  
March 8

**Friday**  
March 7

**Thursday**  
March 6

**Friday**  
March 7

**Saturday**  
March 8



PARTICIPATING TEAMS					Leading scorer:
<b>OIA (3)</b> 1. Waipahu 2. Farrington 3. Waianae	<b>ILH (2)</b> 1. University 2. Punahou	<b>BIIF (1)</b> 1. Hilo	<b>MIL (1)</b> 1. Lahainaluna	<b>KIF (1)</b> 1. Waimea	Leroy Lutu, University (19 FG, 33-41 FT, 69 pts, 23.0 ppg)

# 1979 – Boys Basketball - Division "AA": 8-team tournament (Honolulu International Center)



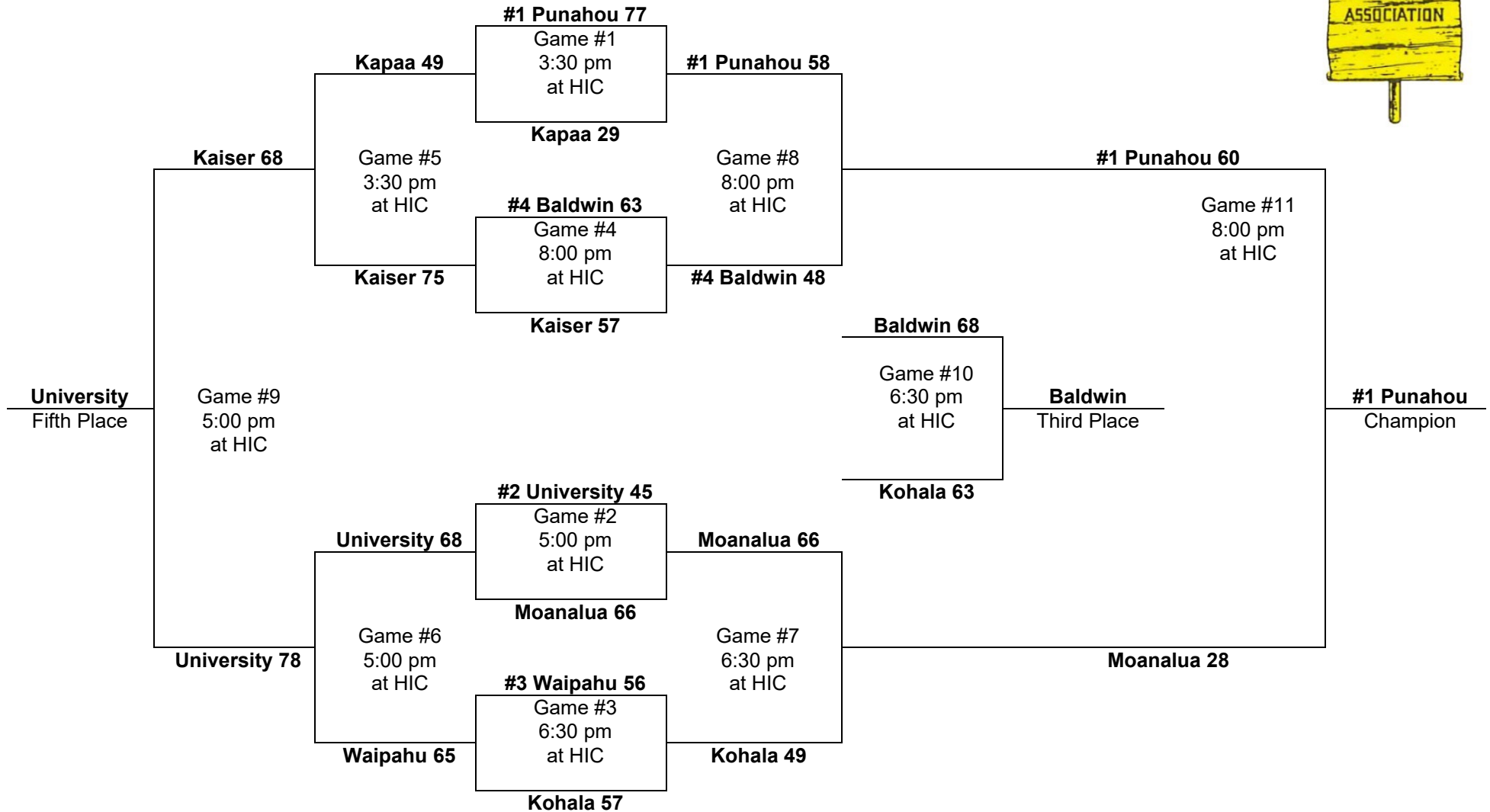
**Saturday  
March 10**

**Friday  
March 9**

**Thursday  
March 8**

**Friday  
March 9**

**Saturday  
March 10**



## PARTICIPATING TEAMS

<b>OIA (3)</b> 1. Waipahu 2. Kaiser 3. Moanalua	<b>ILH (2)</b> 1. Punahou 2. University	<b>BIIF (1)</b> 1. Kohala	<b>MIL (1)</b> 1. Baldwin	<b>KIF (1)</b> 1. Kapaa
--	---	------------------------------	------------------------------	----------------------------

## Leading scorers:

Leroy Lutu, University (29 FG, 12-20 FT, 70 pts, 23.3 ppg)  
Kawika Akana, Baldwin (29 FG, 11-16 FT, 69 pts, 23.0 ppg)

Note: Moanalua is the 3<sup>rd</sup> unseeded to reach the final.  
Moanalua-Kohala first unseeded semifinal.

# 1978 – Boys Basketball - Division "AA": 8-team tournament (Honolulu International Center)



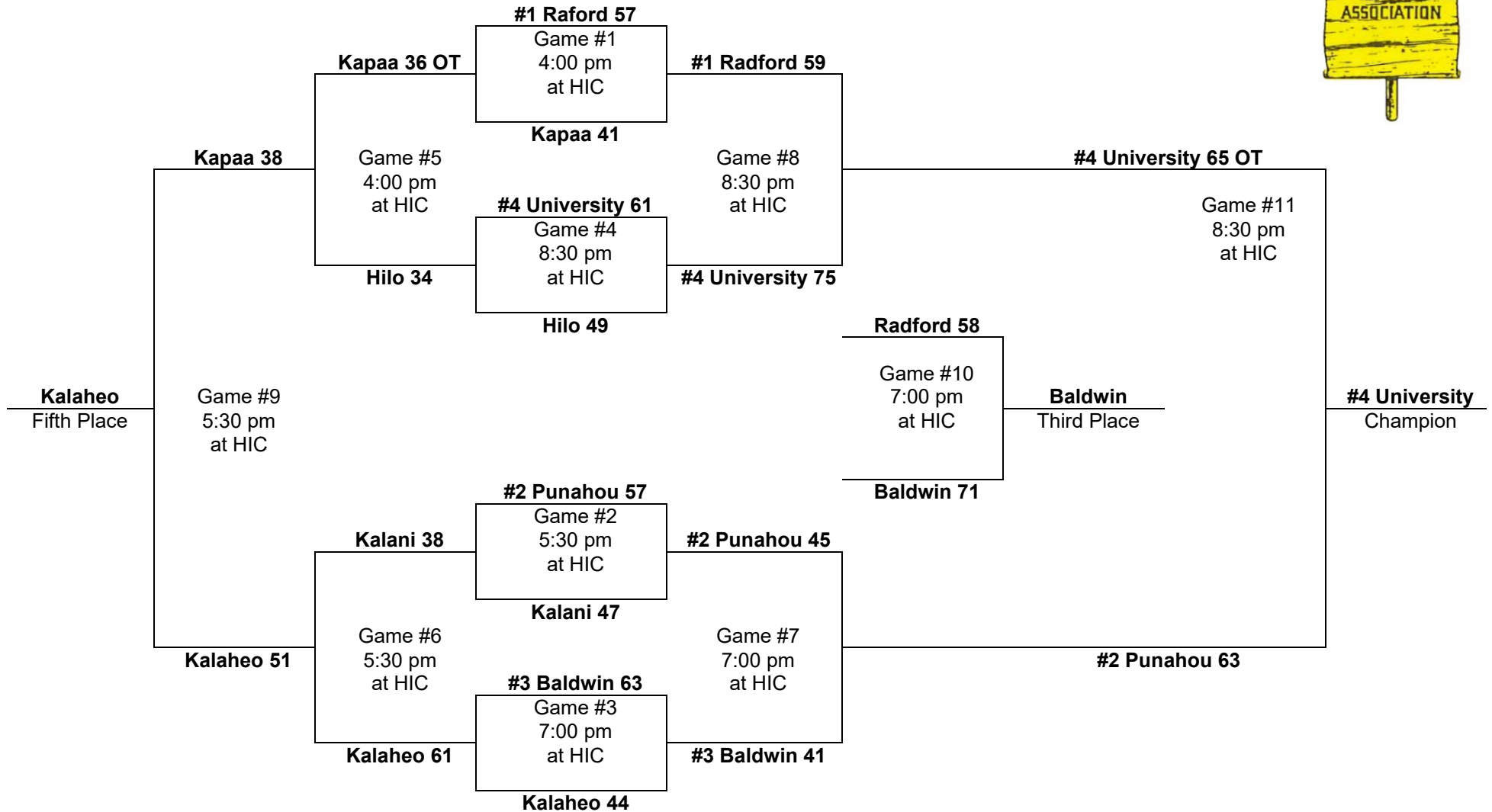
**Saturday**  
**March 11**

**Friday**  
**March 10**

**Thursday**  
**March 9**

**Friday**  
**March 10**

**Saturday**  
**March 11**



## PARTICIPATING TEAMS

<b>OIA (3)</b> 1. Radford 2. Kalaheo 3. Kalani	<b>ILH (2)</b> 1. Punahou 2. University	<b>BIIF (1)</b> 1. Hilo	<b>MIL (1)</b> 1. Baldwin	<b>KIF (1)</b> 1. Kapaa
---	---	----------------------------	------------------------------	----------------------------

**Leading scorer:**  
Edgar Tesoro, Baldwin  
(22 FG, 9-13 FT, 53 pts, 17.6 ppg)  
Note: Third time a #4 seed to win the title.



# 1977 – Boys Basketball - Division "AA": 8-team tournament (Honolulu International Center)



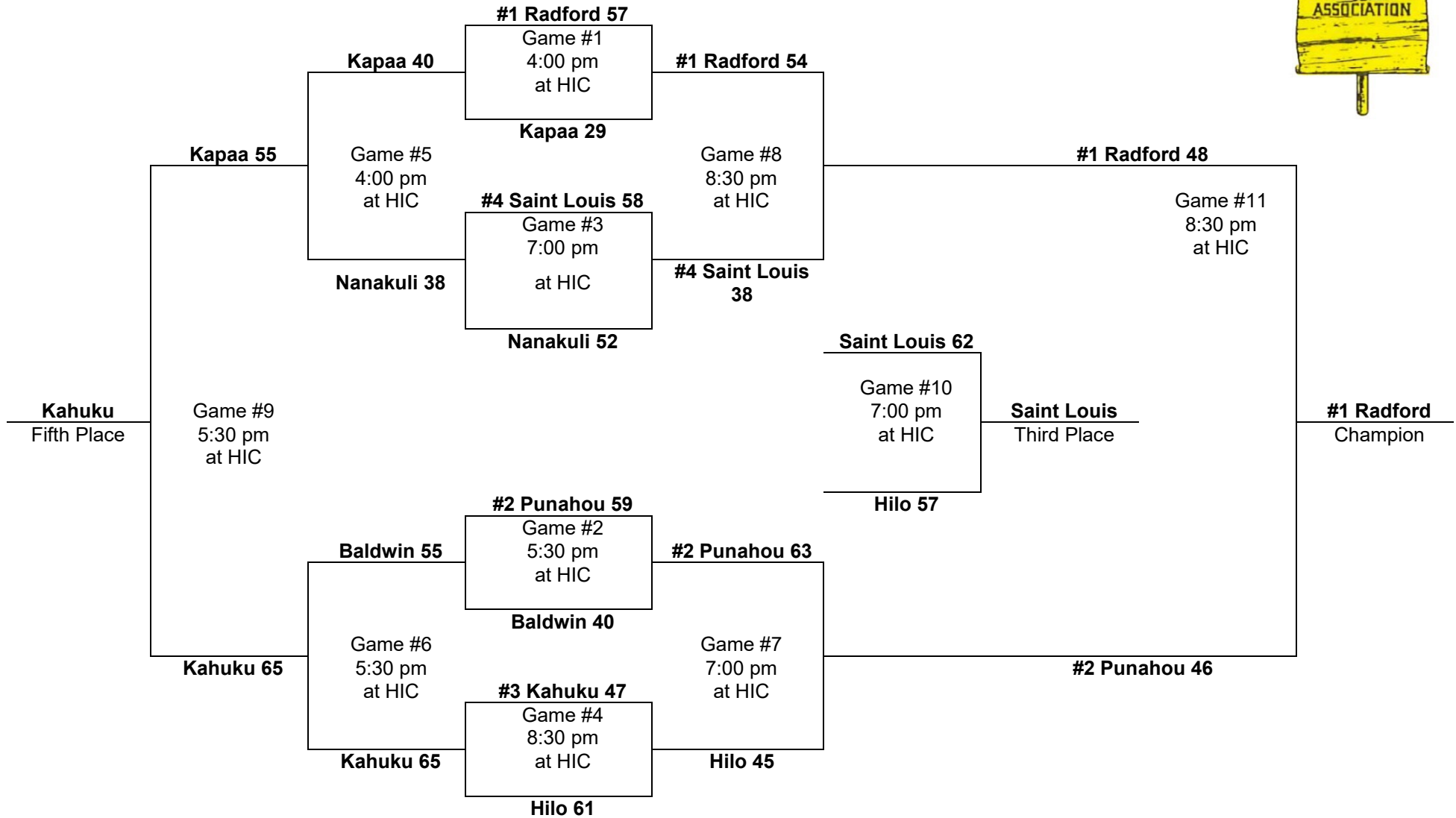
**Saturday  
March 12**

**Friday  
March 11**

**Thursday  
March 10**

**Friday  
March 11**

**Saturday  
March 12**



## PARTICIPATING TEAMS

<b>OIA (3)</b> 1. Radford 2. Kahuku 3. Nanakuli	<b>ILH (2)</b> 1. Punahou 2. Saint Louis	<b>BIIF (1)</b> 1. Hilo	<b>MIL (1)</b> 1. Baldwin	<b>KIF (1)</b> 1. Kapaa
--	--	----------------------------	------------------------------	----------------------------

**Leading scorer:**  
Anthony Pickard, Kahuku  
(15 FG, 22-26 FT, 52 pts, 17.3 ppg)

# 1976 – Boys Basketball - Division "AA": 8-team tournament (Honolulu International Center)



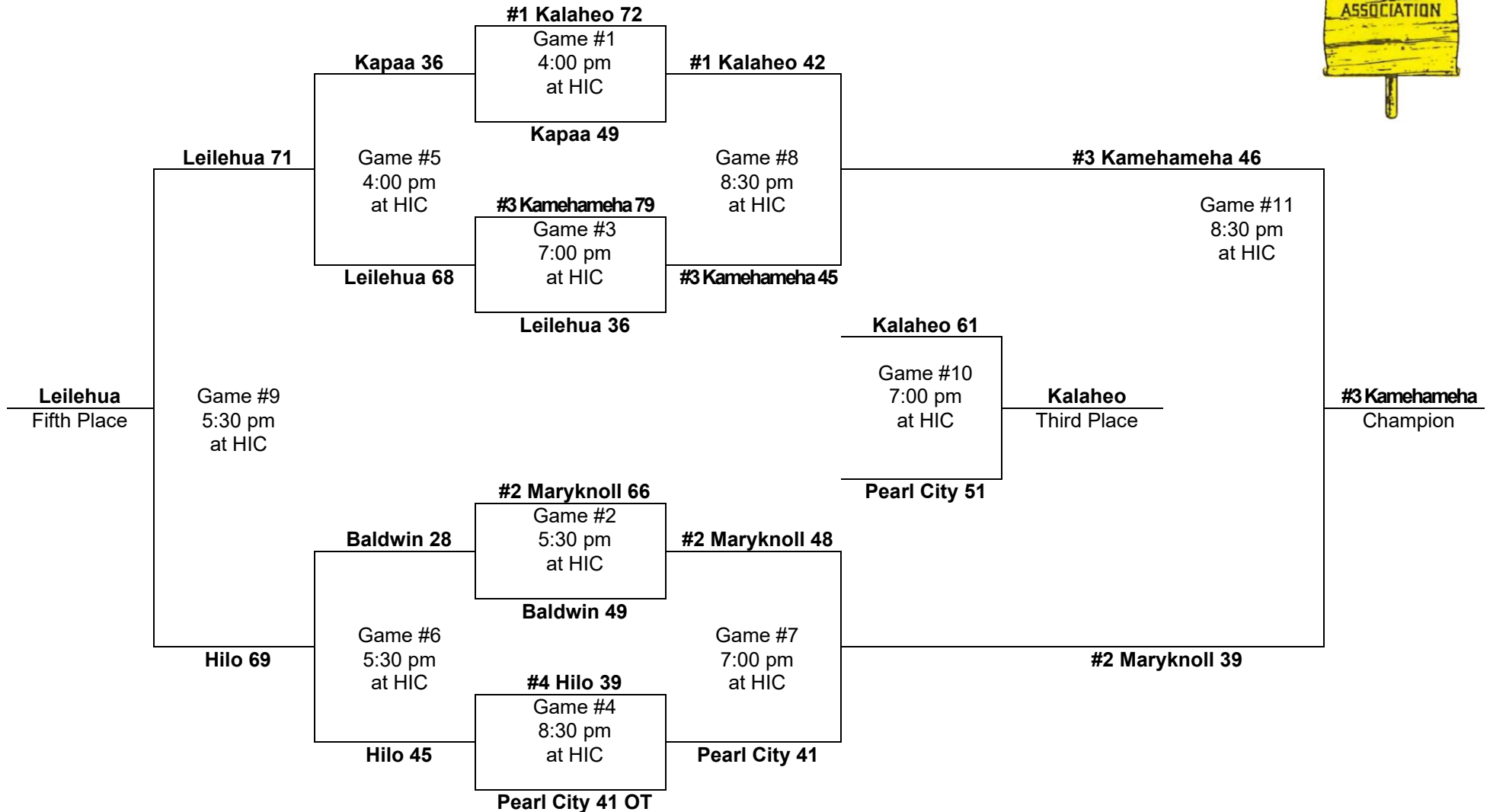
**Saturday  
March 13**

**Friday  
March 12**

**Thursday  
March 11**

**Friday  
March 12**

**Saturday  
March 13**

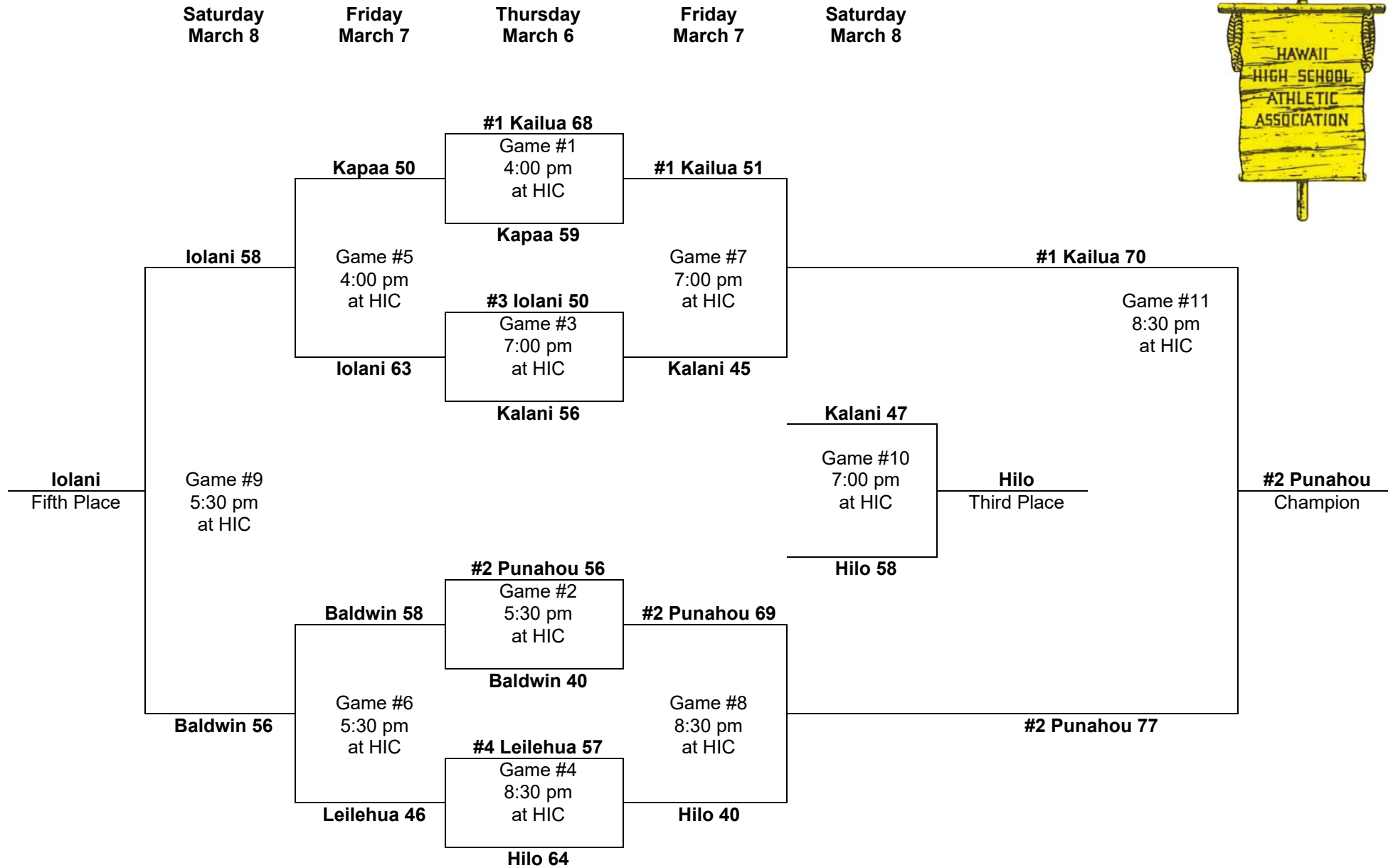


## PARTICIPATING TEAMS

<b>OIA (3)</b> 1. Kalaheo 2. Pearl City 3. Leilehua	<b>ILH (2)</b> 1. Maryknoll 2. Kamehameha	<b>BIIF (1)</b> 1. Hilo	<b>MIL (1)</b> 1. Baldwin	<b>KIF (1)</b> 1. Kapaa
--	---	----------------------------	------------------------------	----------------------------

<b>Leading scorer:</b> Robin Moss, Kalaheo (23 FG, 13-14 FT, 59 pts, 19.7 ppg)
--

# 1975 – Boys Basketball - Division "AA": 8-team tournament (Honolulu International Center)



PARTICIPATING TEAMS					Leading scorers:
<b>OIA (3)</b> 1. Kailua 2. Leilehua 3. Kalani	<b>ILH (2)</b> 1. Punahou 2. Iolani	<b>BIIF (1)</b> 1. Hilo	<b>MIL (1)</b> 1. Baldwin	<b>KIF (1)</b> 1. Kapaa	la Saipaia, Punahou (24 FG, 17-19 FT, 65 pts, 21.7 ppg) Jerry Scanlan, Iolani (28 FG, 6-17 FT, 62 pts, 20.7 ppg)

# 1974 – Boys Basketball - Division "AA": 8-team tournament (Honolulu International Center)



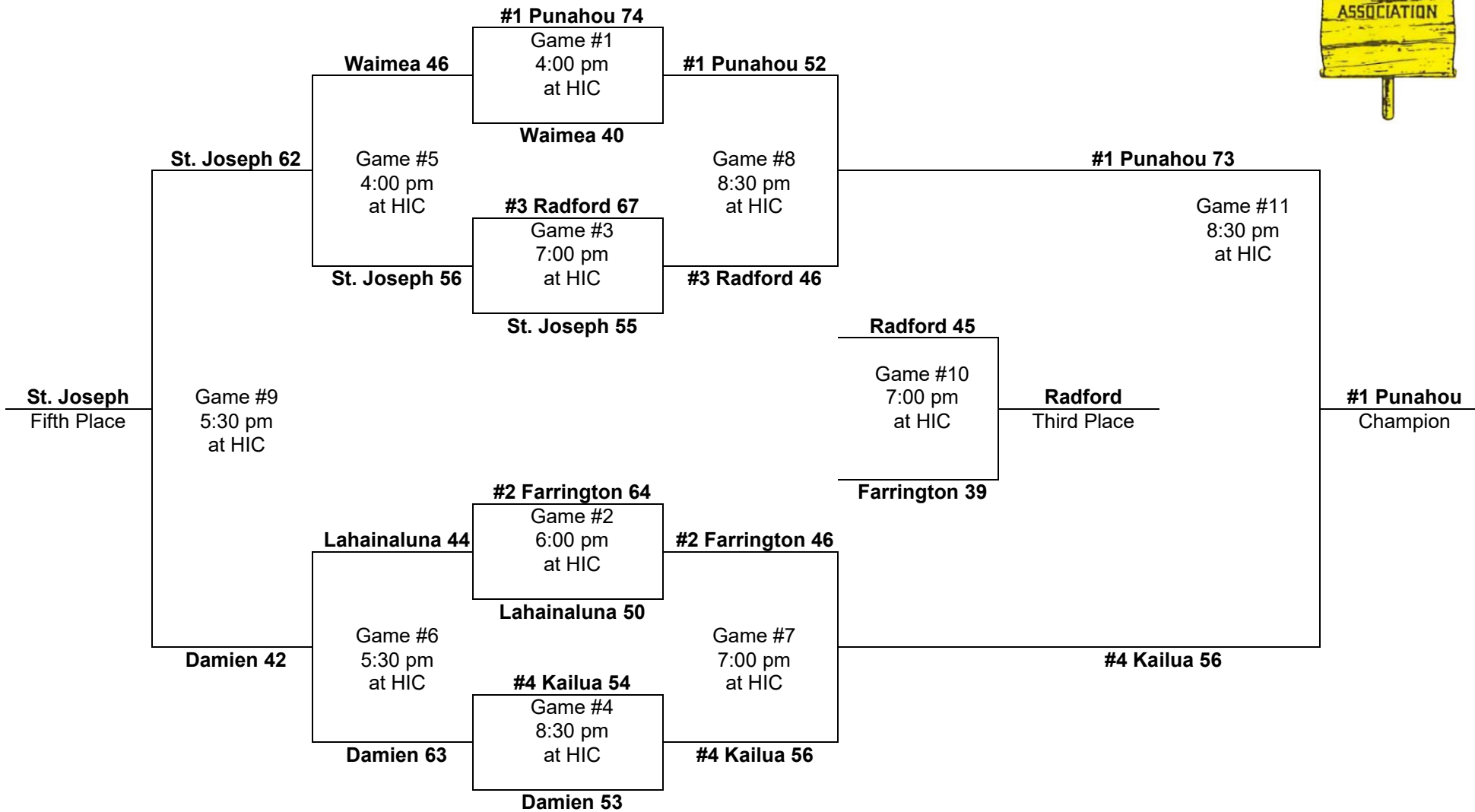
**Saturday**  
March 9

**Friday**  
March 8

**Thursday**  
March 7

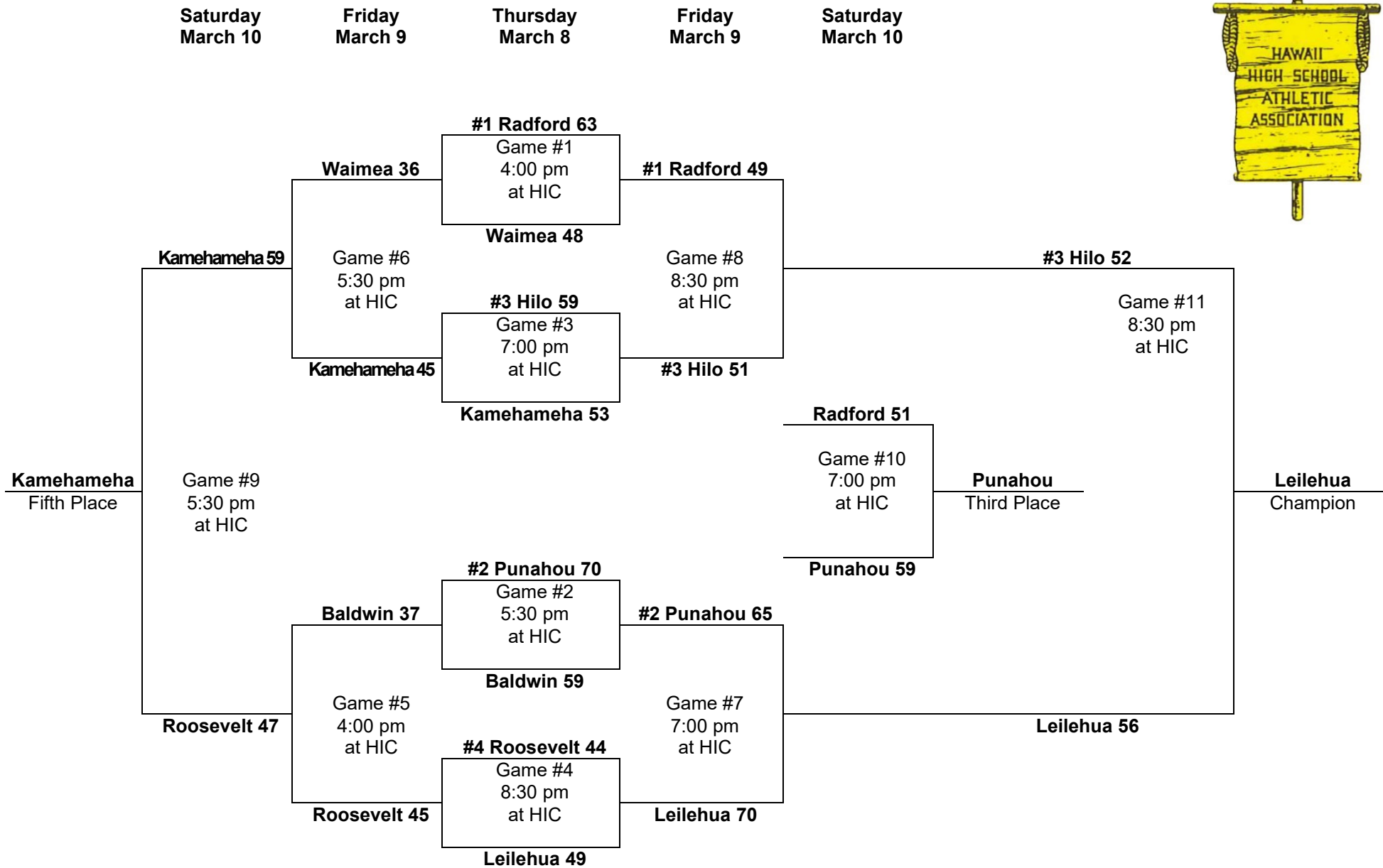
**Friday**  
March 8

**Saturday**  
March 9



PARTICIPATING TEAMS					Leading scorer:
<b>OIA (3)</b> 1. Farrington 2. Radford 3. Kailua	<b>ILH (2)</b> 1. Punahou 2. Damien	<b>BIIF (1)</b> 1. St. Joseph	<b>MIL (1)</b> 1. Lahainaluna	<b>KIF (1)</b> 1. Waimea	Pat McGinn, Damien (54 pts, 18.0 ppg)

# 1973 – Boys Basketball - Division "AA": 8-team tournament (Honolulu International Center)



<b>PARTICIPATING TEAMS</b>					<b>Leading scorer:</b>
<b>OIA (3)</b> 1. Radford 2. Roosevelt 3. Leilehua	<b>ILH (2)</b> 1. Punahou 2. Kamehameha	<b>BIIF (1)</b> 1. Hilo	<b>MIL (1)</b> 1. Baldwin	<b>KIF (1)</b> 1. Waimea	Rick Wagner, Leilehua (22 FG, 24 FT, 68 pts, 22.7 ppg)
Notes: Leilehua (OIA3) lowest seed to win state tournament. Second unseeded team to reach final. First non-seeded team to win state title.					

# 1972 – Boys Basketball - Division "AA": 8-team tournament (Honolulu International Center)



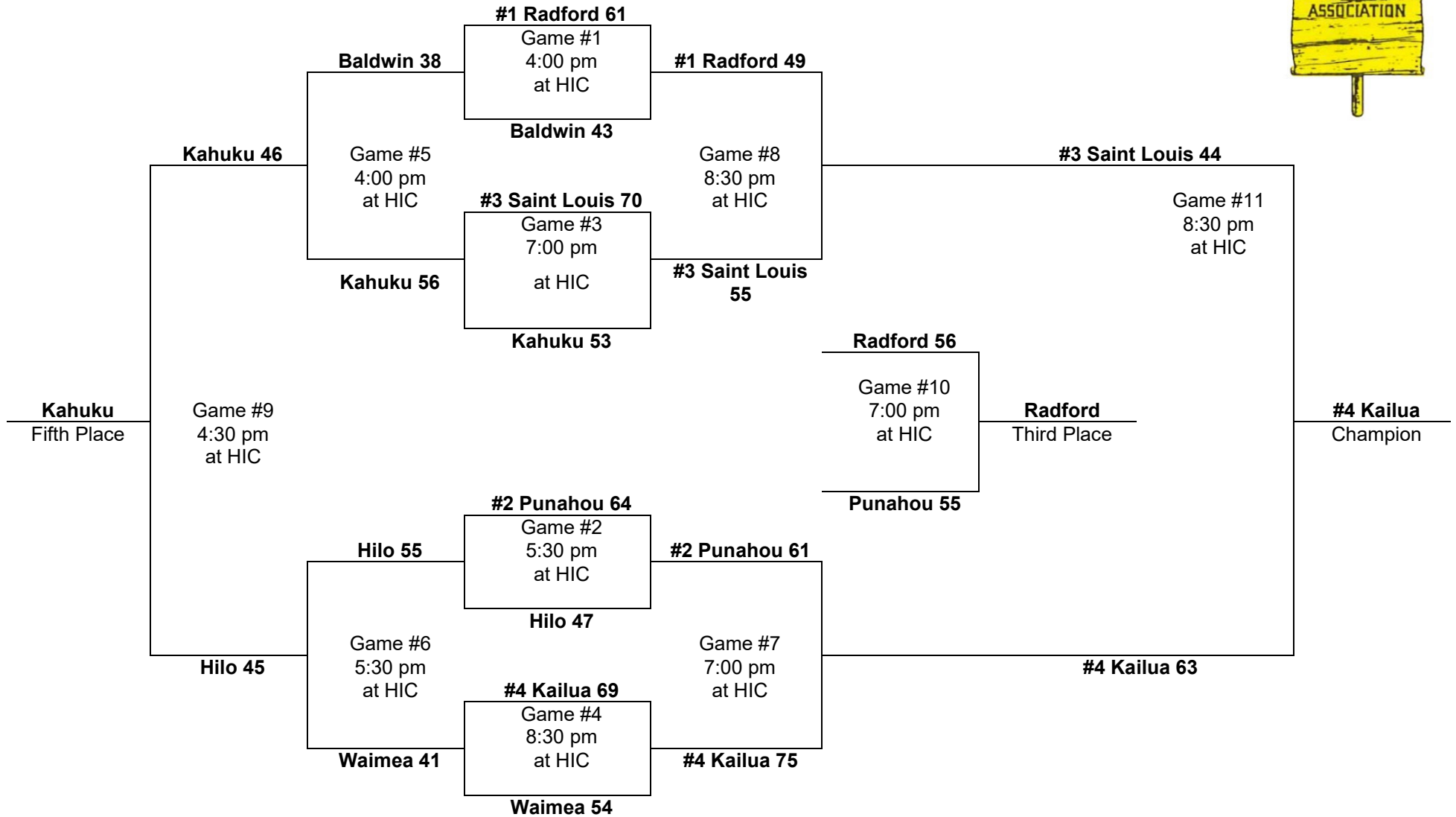
**Saturday  
March 4**

**Friday  
March 3**

**Thursday  
March 2**

**Friday  
March 3**

**Saturday  
March 4**



## PARTICIPATING TEAMS

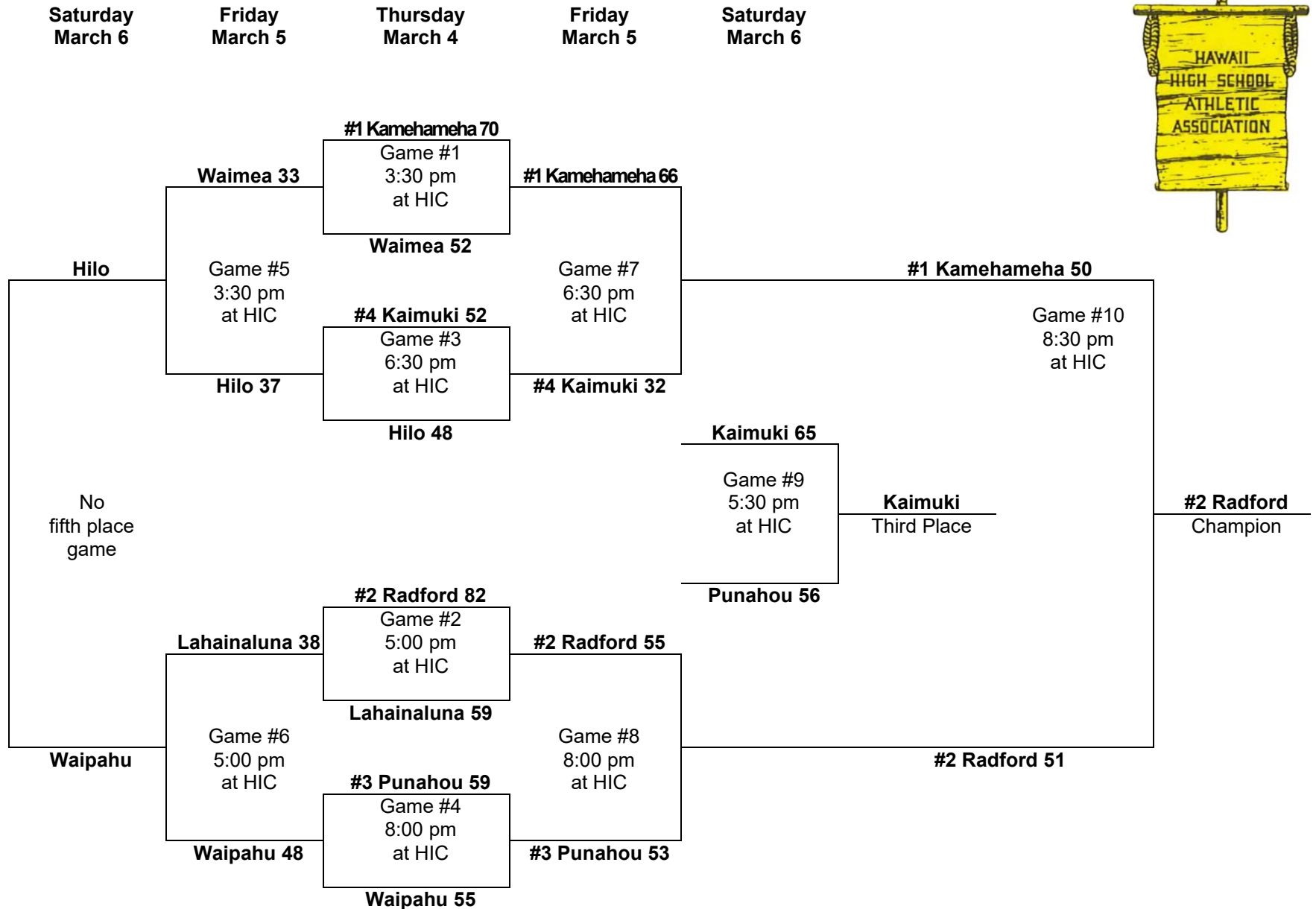
<b>OIA (3)</b> 1. Radford 2. Kailua 3. Kahuku	<b>ILH (2)</b> 1. Punahou 2. Saint Louis	<b>BIIF (1)</b> 1. Hilo	<b>MIL (1)</b> 1. Baldwin	<b>KIF (1)</b> 1. Waimea
--	--	----------------------------	------------------------------	-----------------------------

## Leading scorer:

Pete Smith, Kailua  
(23 FG, 18 FT, 64 pts, 21.3 ppg)

Note: Second time #4 seed to win title.

# 1971 – Boys Basketball - Division "AA": 8-team tournament (Honolulu International Center)



<b>PARTICIPATING TEAMS</b>					<b>Leading scorer:</b>
<b>OIA (3)</b> 1. Radford 2. Kaimuki 3. Waipahu	<b>ILH (2)</b> 1. Kamehameha 2. Punahou	<b>BIIF (1)</b> 1. Hilo	<b>MIL (1)</b> 1. Lahainaluna	<b>KIF (1)</b> 1. Waimea	Randy Borden, Kaimuki (26 FG, 3 FT, 55 pts, 18.3 ppg)
					Note: No Fifth Place championship. Division A 3 <sup>rd</sup> place (4:00 p.m.), championship (7 p.m.)

# 1970 – Boys Basketball - Division "AA": 8-team tournament (Honolulu International Center)



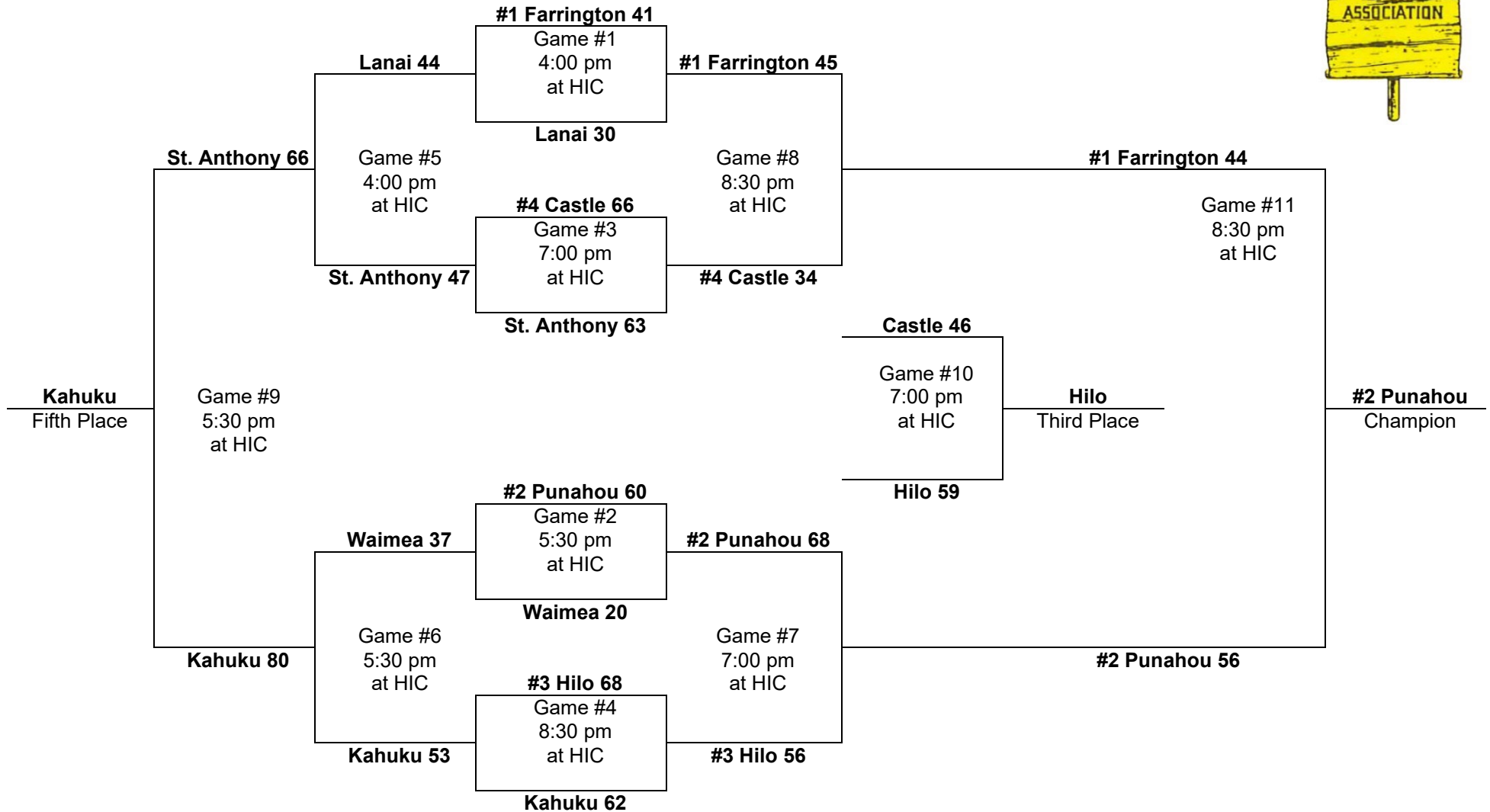
Saturday  
March 7

Friday  
March 6

Thursday  
March 5

Friday  
March 6

Saturday  
March 7



## PARTICIPATING TEAMS

<b>OIA (2)</b> 1. Castle 2. Kahuku	<b>ILH (2)</b> 1. Farrington 2. Punahou	<b>BIIF (1)</b> 1. Hilo	<b>MIL (1)</b> 1. St. Anthony	<b>MLIL (1)</b> 1. Lanai	<b>KIF (1)</b> 1. Waimea
--	---	----------------------------	----------------------------------	-----------------------------	-----------------------------

**Leading scorer:**  
Wayde Lindsay, Kahuku  
(52 pts, 17.3 ppg)  
Note: Division A tournament begins (1970-82).



# 1969 – Boys Basketball - Division "A": 8-team tournament (Hilo Civic Auditorium)



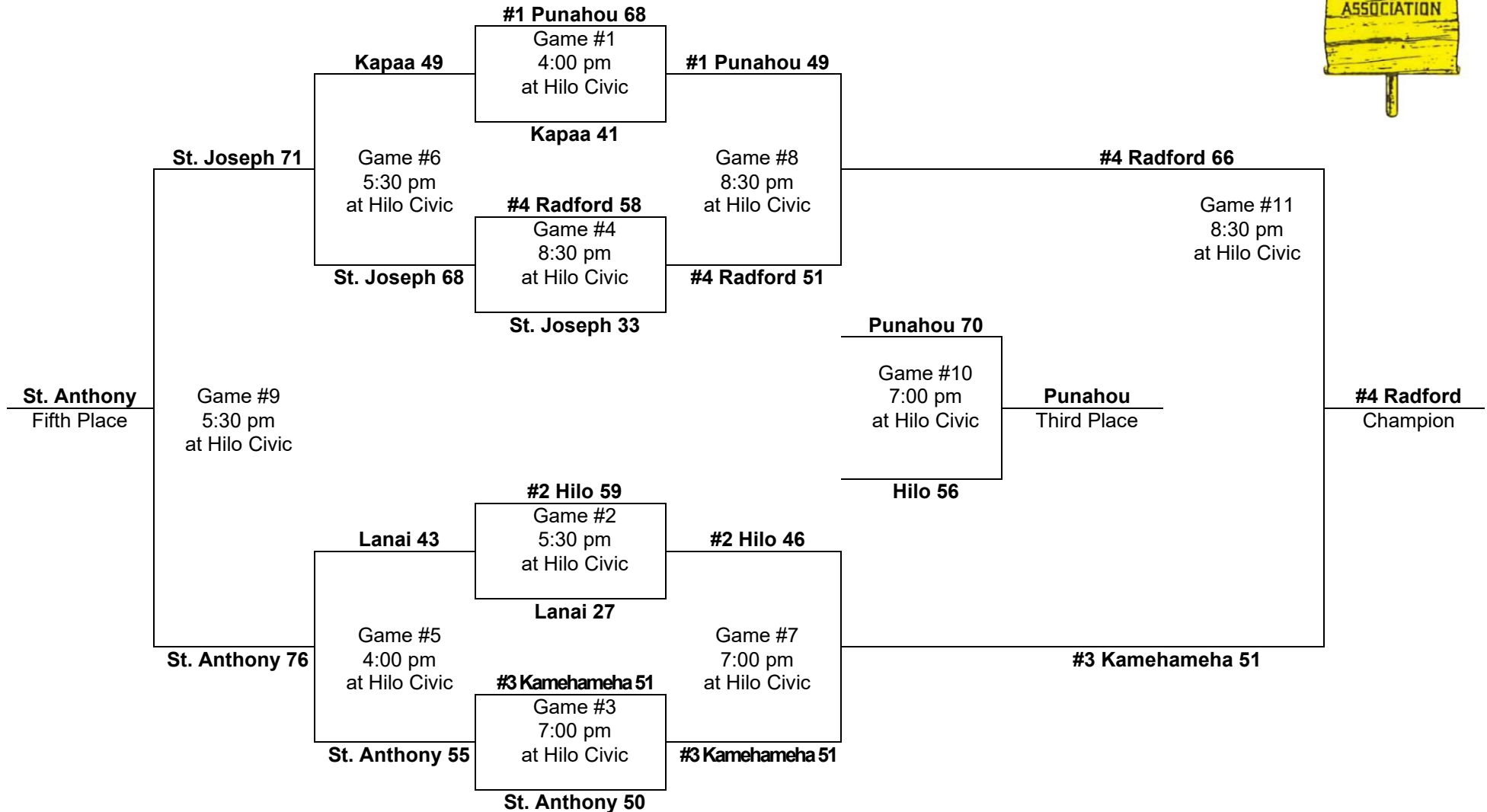
**Saturday  
March 8**

**Friday  
March 7**

**Thursday  
March 6**

**Friday  
March 7**

**Saturday  
March 8**



**PARTICIPATING TEAMS**

<b>ROIA (1)</b> 1. Radford	<b>ILH (2)</b> 1. Punahou 2. Kamehameha	<b>BIIF (1)</b> 1. Hilo 2. St. Joseph	<b>MIL (1)</b> 1. St. Anthony	<b>MLIL (1)</b> 1. Lanai	<b>KIF (1)</b> 1. Kapaa
-------------------------------	---	---	----------------------------------	-----------------------------	----------------------------

**Leading scorer:**  
Joe Estrella, St. Joseph  
(19 FG, 28 FT, 66 pts, 22.0 ppg)  
Notes: First time a top seed not in the final. First #4 seed to win title.

# 1968 – Boys Basketball - Division "A": 8-team tournament (Honolulu International Center)



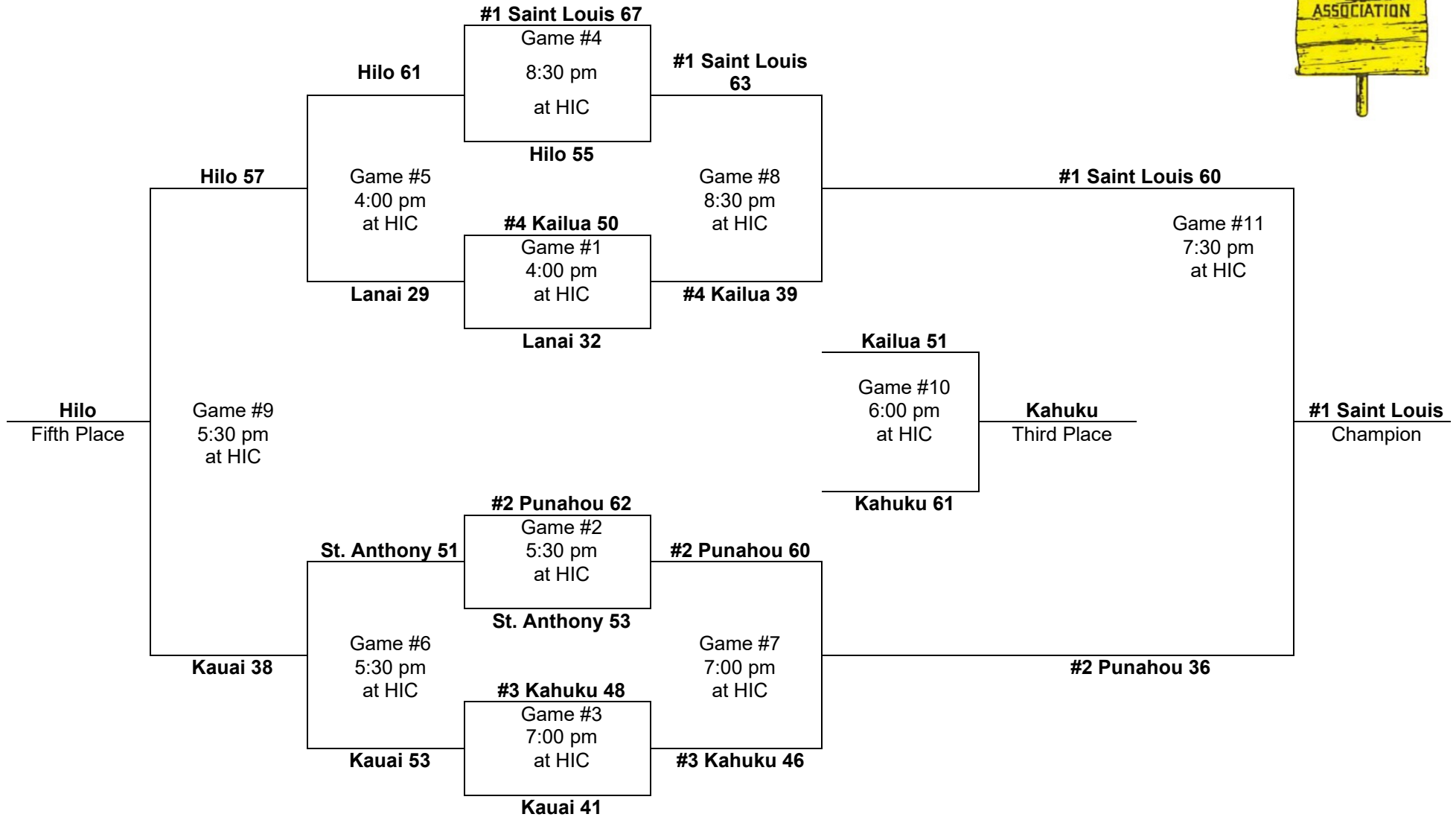
**Saturday  
March 9**

**Friday  
March 8**

**Thursday  
March 7**

**Friday  
March 8**

**Saturday  
March 9**



PARTICIPATING TEAMS						Leading scorer:
<b>ROIA (2)</b> 1. Kahuku 2. Kailua	<b>ILH (2)</b> 1. Saint Louis 2. Punahou	<b>BIIF (1)</b> 1. Hilo	<b>MIL (1)</b> 1. St. Anthony	<b>MLIL (1)</b> 1. Lanai	<b>KIF (1)</b> 1. Kauai	Tim DeSilva, Hilo (24 FG, 12-15 FT, 60 pts, 20.0 ppg)

# 1967 – Boys Basketball - Division "A": 8-team tournament (War Memorial Center, Kahului, Maui)



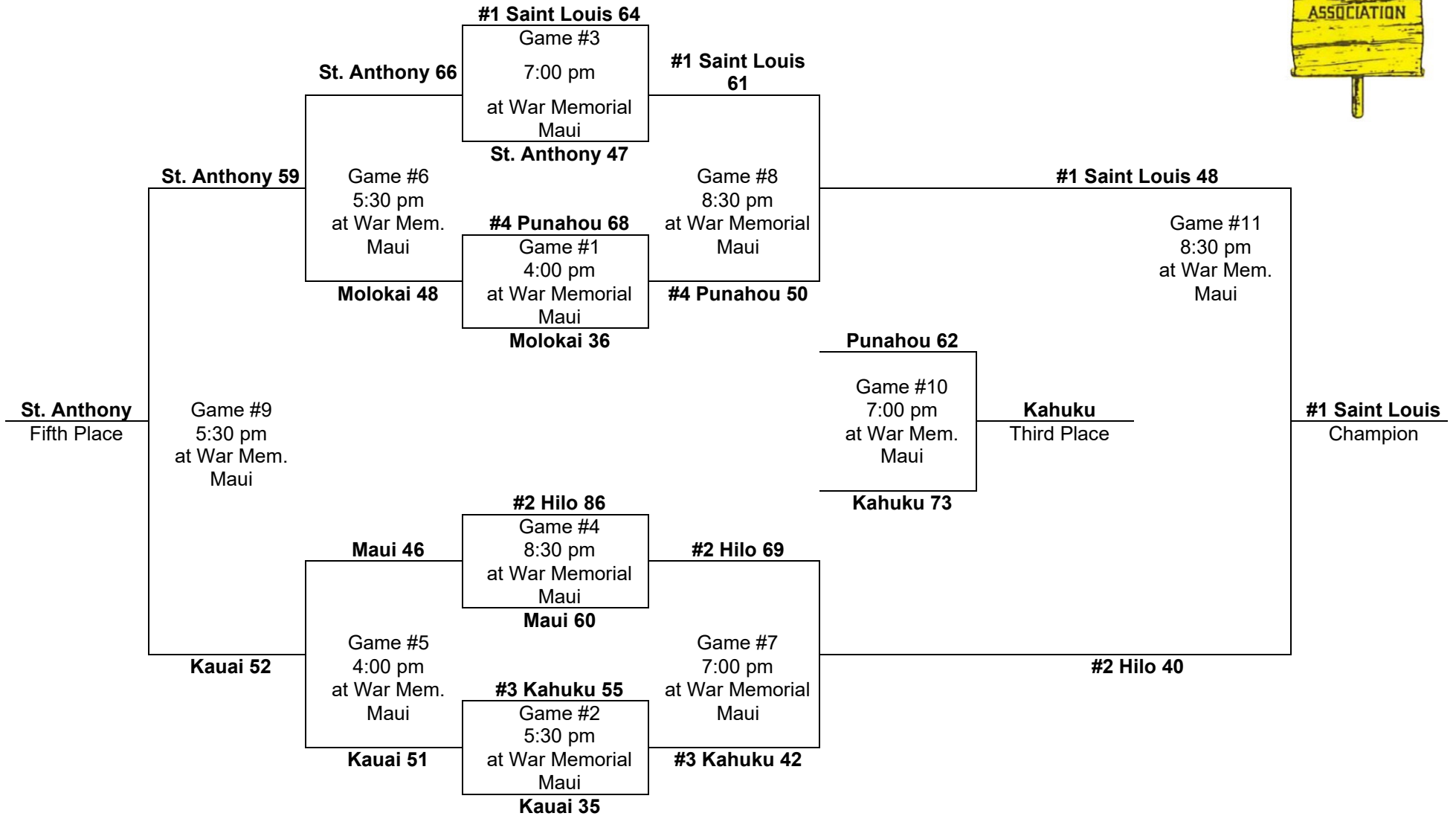
**Saturday**  
**March 4**

**Friday**  
**March 3**

**Thursday**  
**March 2**

**Friday**  
**March 3**

**Saturday**  
**March 4**



## PARTICIPATING TEAMS

<b>ROIA (1)</b> 1. Kahuku	<b>ILH (2)</b> 1. Saint Louis 2. Punahou	<b>BIIF (1)</b> 1. Hilo	<b>MIL (2)</b> 1. Maui 2. St. Anthony	<b>MLIL (1)</b> 1. Molokai	<b>KIF (1)</b> 1. Kauai	<b>Leading scorer:</b> Darryl Perry, Kauai (52 pts, 17.3 ppg)
------------------------------	--	----------------------------	---	-------------------------------	----------------------------	---

# 1966 – Boys Basketball - Division "A": 8-team tournament (Farrington Gym, Honolulu International Center)



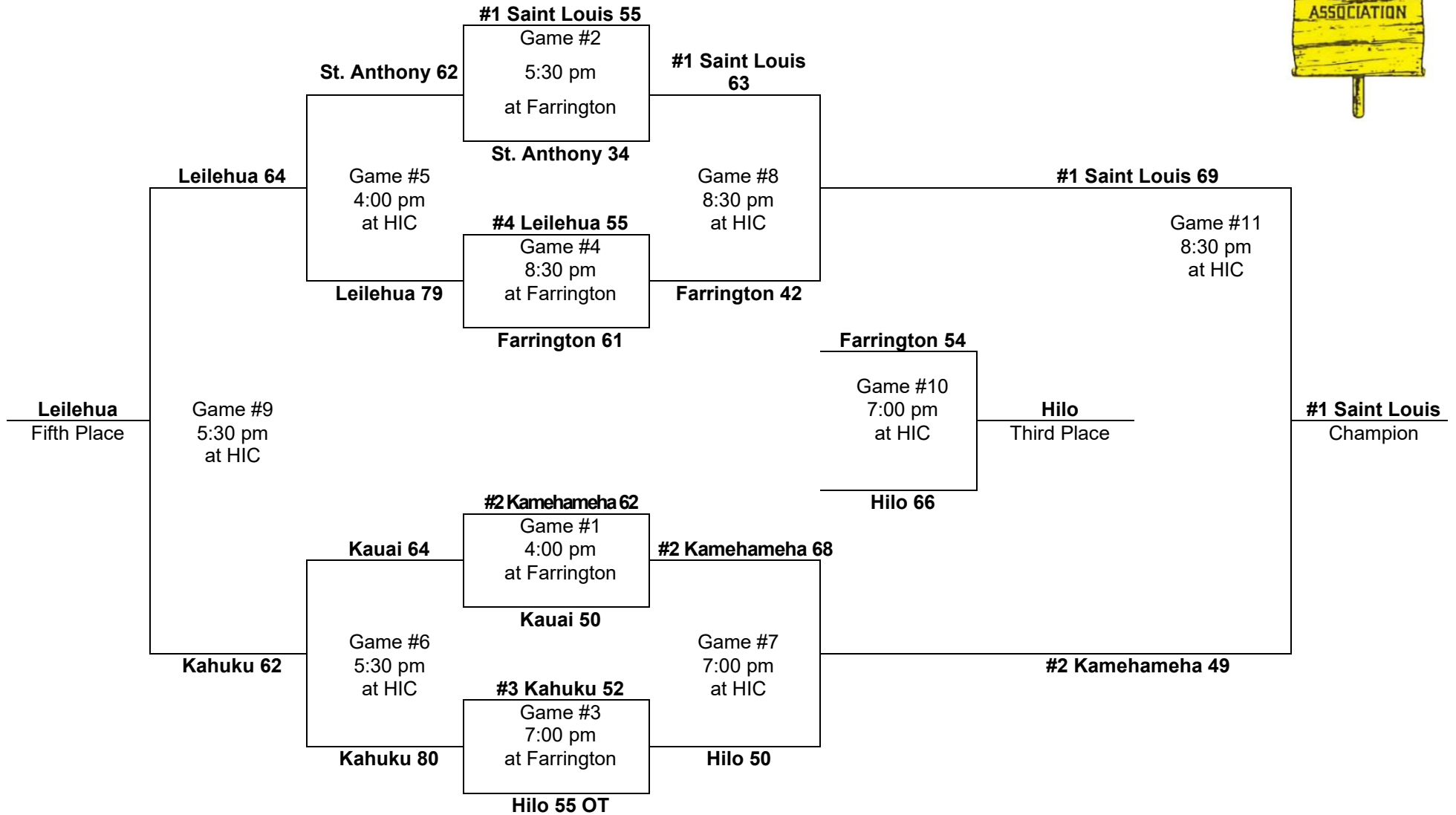
**Saturday**  
**March 5**

**Friday**  
**March 4**

**Thursday**  
**March 3**

**Friday**  
**March 4**

**Saturday**  
**March 5**



## PARTICIPATING TEAMS

<b>ROIA (2)</b> 1. Kahuku 2. Leilehua	<b>ILH (3)</b> 1. Saint Louis 2. Kamehameha 3. Farrington	<b>BIIF (1)</b> 1. Hilo	<b>MIL (1)</b> 1. St. Anthony	<b>KIF (1)</b> 1. Kauai
---	--	----------------------------	----------------------------------	----------------------------

## Leading scorer:

Jim Nicholson, Saint Louis  
(23 FG, 4-7 FT, 50 pts, 16.7 ppg)

Note: B Division tournament (second and final year)

# 1965 – Boys Basketball - Division "A": 8-team tournament (Hilo Civic Auditorium)



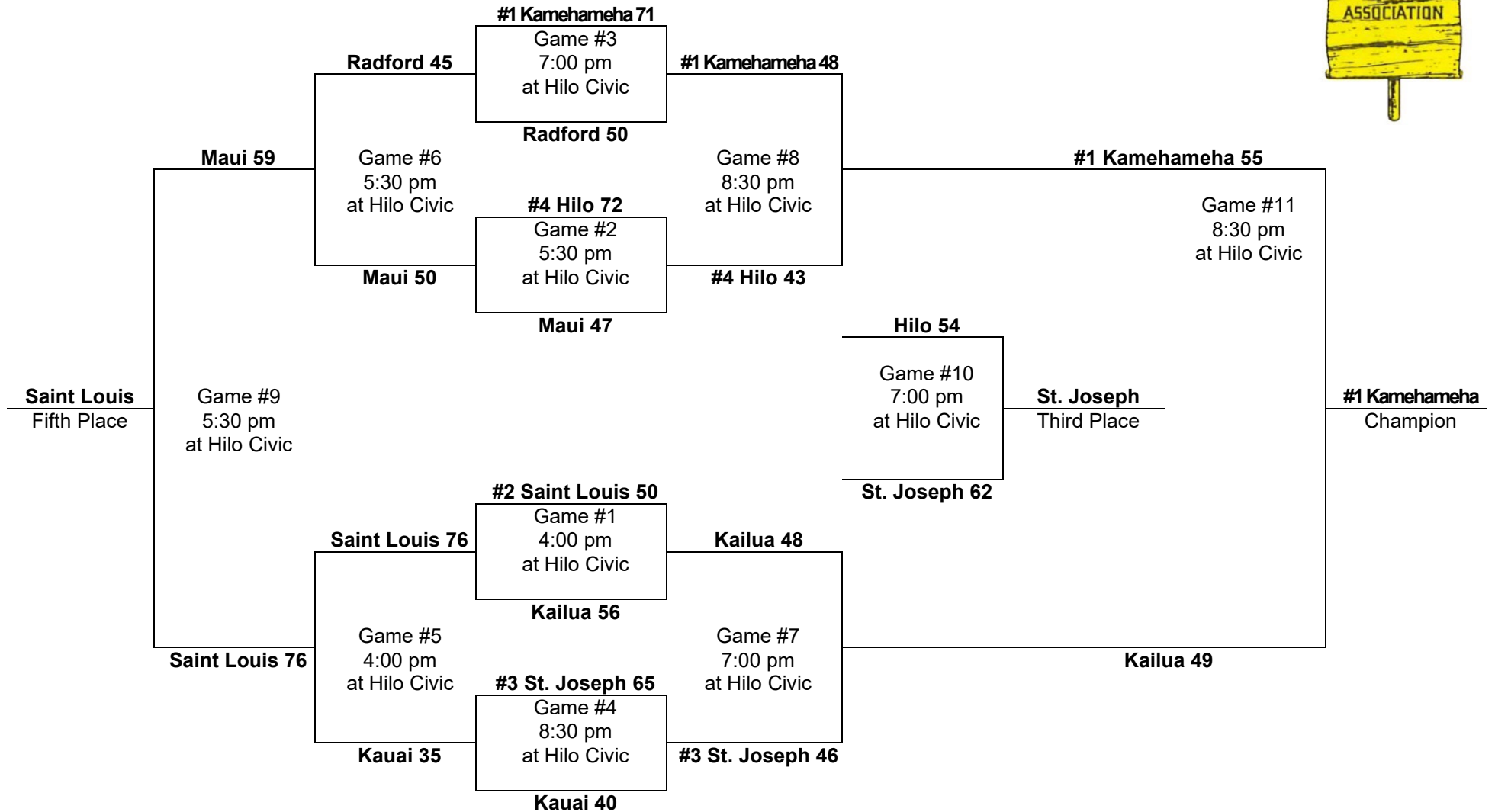
**Saturday  
March 6**

**Friday  
March 5**

**Thursday  
March 4**

**Friday  
March 5**

**Saturday  
March 6**



## PARTICIPATING TEAMS

<b>ROIA (2)</b> 1. Kailua 2. Radford	<b>ILH (2)</b> 1. Kamehameha 2. Saint Louis	<b>BIIF (2)</b> 1. St. Joseph 2. Hilo	<b>MIL (1)</b> 1. Maui	<b>KIF (1)</b> 1. Kauai
--	---	---	---------------------------	----------------------------

## Leading scorer:

Ray Calvalho, St. Joseph  
(21 FG, 14-15 FT, 56 pts, 18.7 ppg)  
Note: Kailua first unseeded team to the finals.  
Note: B Division tournament begins (1965-66)

# 1964 – Boys Basketball - Division "A": 8-team tournament (War Memorial Center, Kahului, Maui)



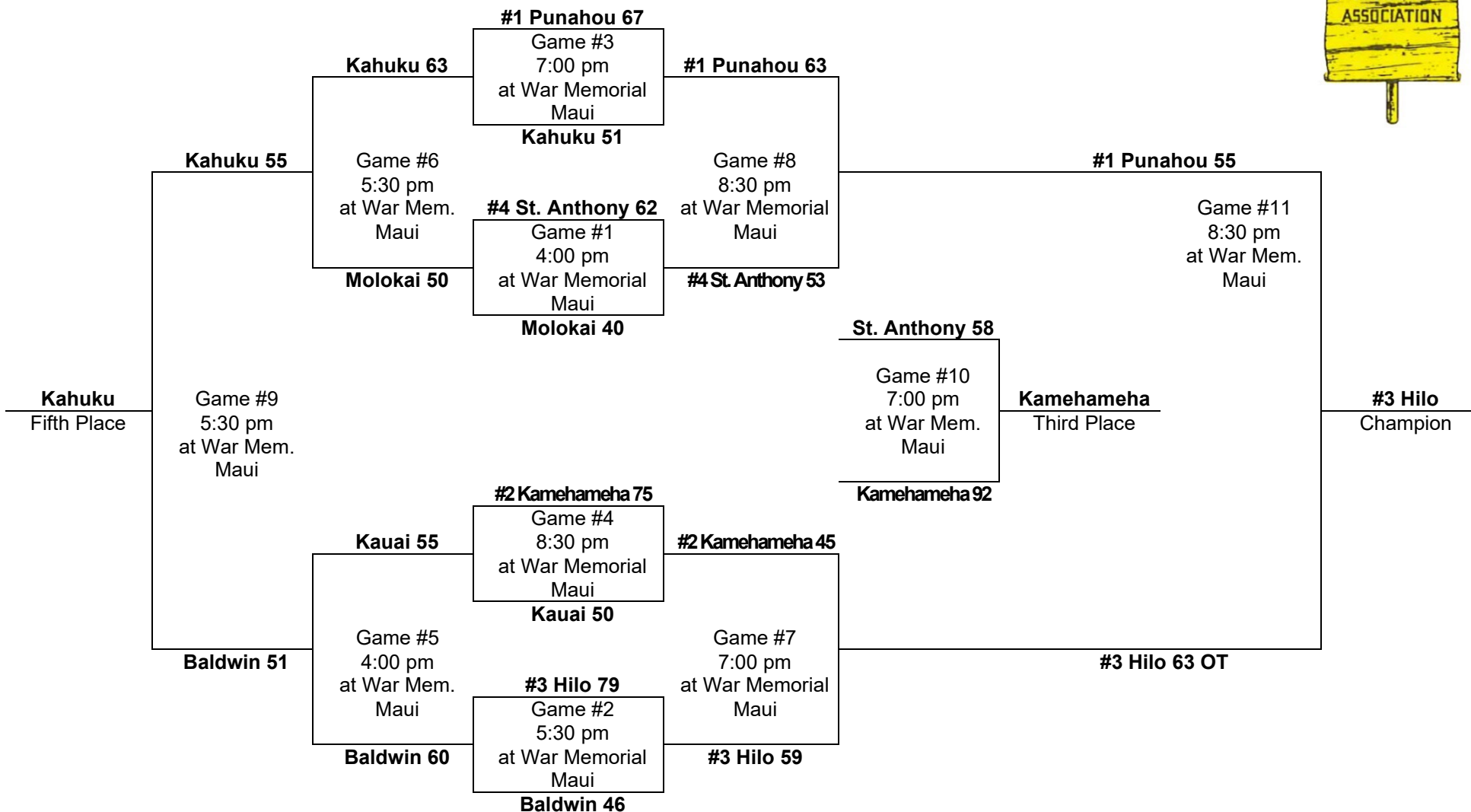
**Saturday  
March 7**

**Friday  
March 6**

**Thursday  
March 5**

**Friday  
March 6**

**Saturday  
March 7**



**PARTICIPATING TEAMS**

<b>ROIA (1)</b> 1. Kahuku	<b>ILH (2)</b> 1. Punahou 2. Kamehameha	<b>BIIF (1)</b> 1. Hilo	<b>MIL (2)</b> 1. St. Anthony 2. Baldwin	<b>MLIL (1)</b> 1. Molokai	<b>KIF (1)</b> 1. Kauai
------------------------------	---	----------------------------	--	-------------------------------	----------------------------

**Leading scorer:**  
 Leroy Binyan, Hilo  
 (27 FG, 8-13 FT, 62 pts, 20.7 ppg)  
 Note: First #3 seed to win title.

# 1963 – Boys Basketball - Division "A": 8-team tournament (Otto Klum Gym, University of Hawaii at Manoa)



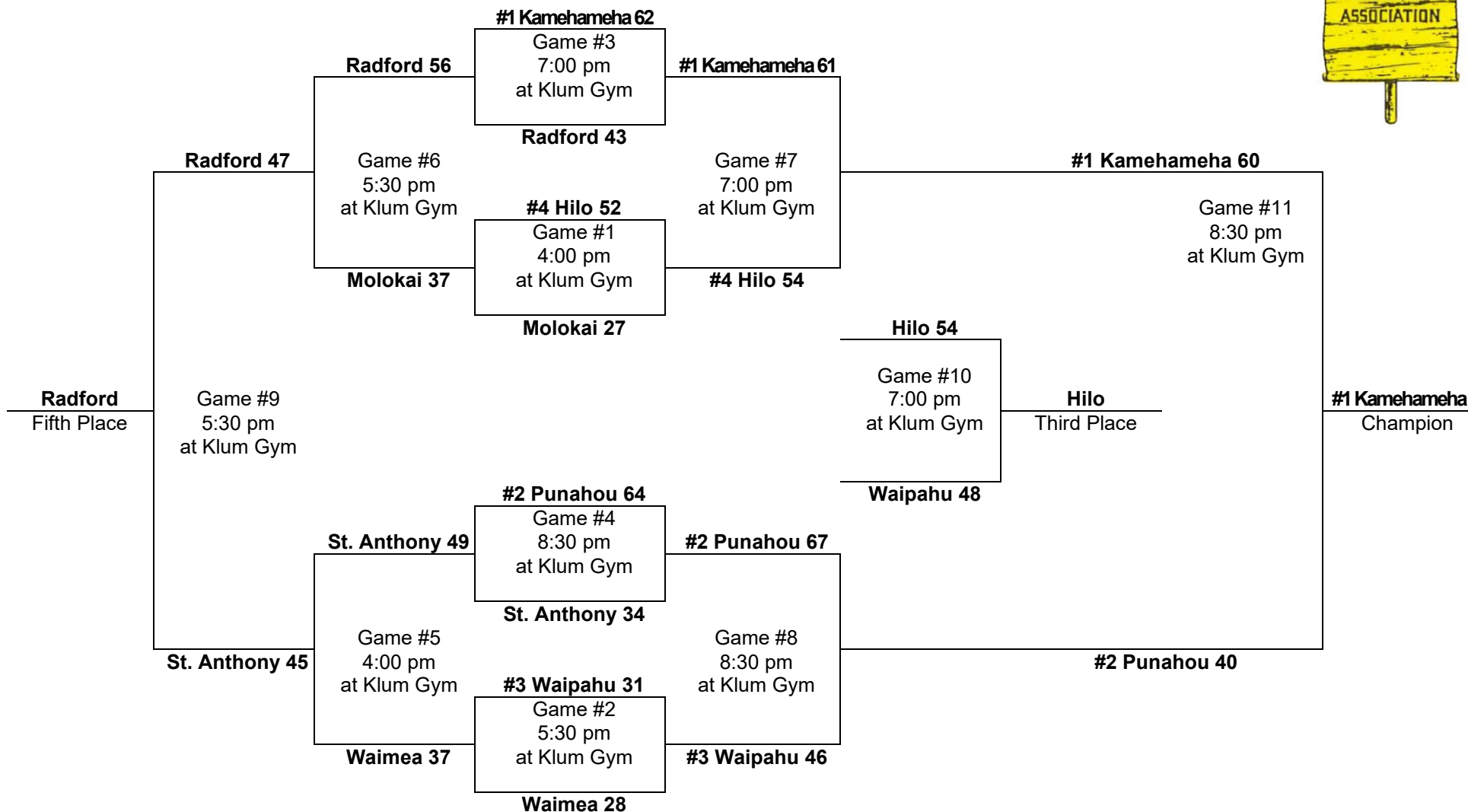
**Saturday**  
March 2

**Friday**  
March 1

**Thursday**  
Feb. 28

**Friday**  
March 1

**Saturday**  
March 2



## PARTICIPATING TEAMS

<b>ROIA (2)</b> 1. Waipahu 2. Radford	<b>ILH (2)</b> 1. Kamehameha 2. Punahou	<b>BIIF (1)</b> 1. Hilo	<b>MIL (1)</b> 1. St. Anthony	<b>MLIL (1)</b> 1. Molokai	<b>KIF (1)</b> 1. Waimea	<b>Leading scorer:</b> Raphae Tomas, Hilo (21 FG, 8 FT, 50 pts, 16.7 ppg)
---	---	----------------------------	----------------------------------	-------------------------------	-----------------------------	---

# 1962 – Boys Basketball - Division "A": 8-team tournament (Hilo Civic Auditorium)

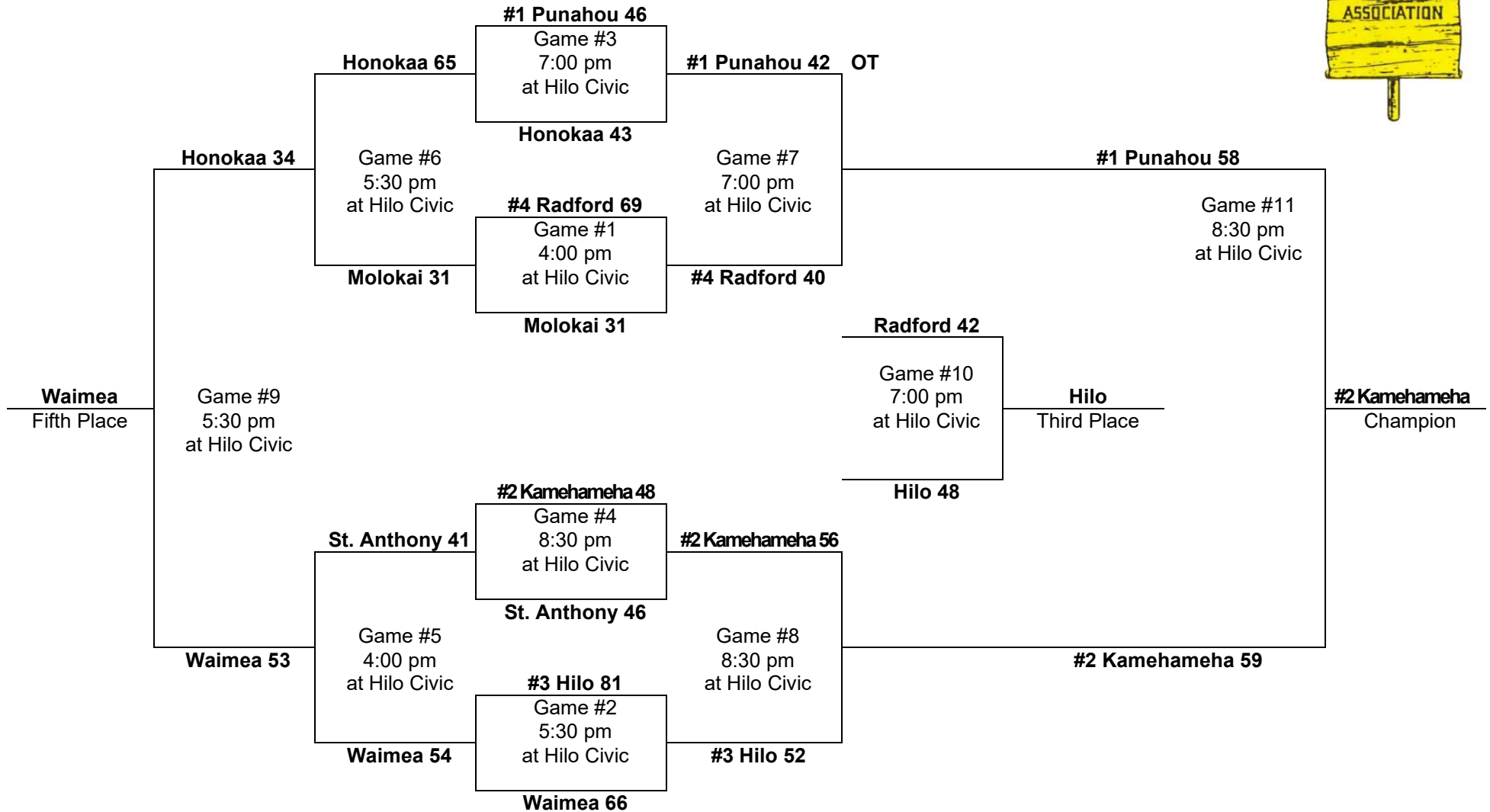
**Saturday**  
**March 10**

**Friday**  
**March 9**

**Thursday**  
**March 8**

**Friday**  
**March 9**

**Saturday**  
**March 10**



PARTICIPATING TEAMS						Leading scorer:
<b>ROIA (1)</b> 1. Radford	<b>ILH (2)</b> 1. Punahou 2. Kamehameha	<b>BIIF (2)</b> 1. Hilo 2. Honokaa	<b>MIL (1)</b> 1. St. Anthony	<b>MLIL (1)</b> 1. Molokai	<b>KIF (1)</b> 1. Waimea	Dennis Maedo, Hilo (22 FG, 9 FT, 53 pts, 17.7 ppg)



# 1961 – Boys Basketball - Division "A": 8-team tournament (Otto Klum Gym, University of Hawaii at Manoa)


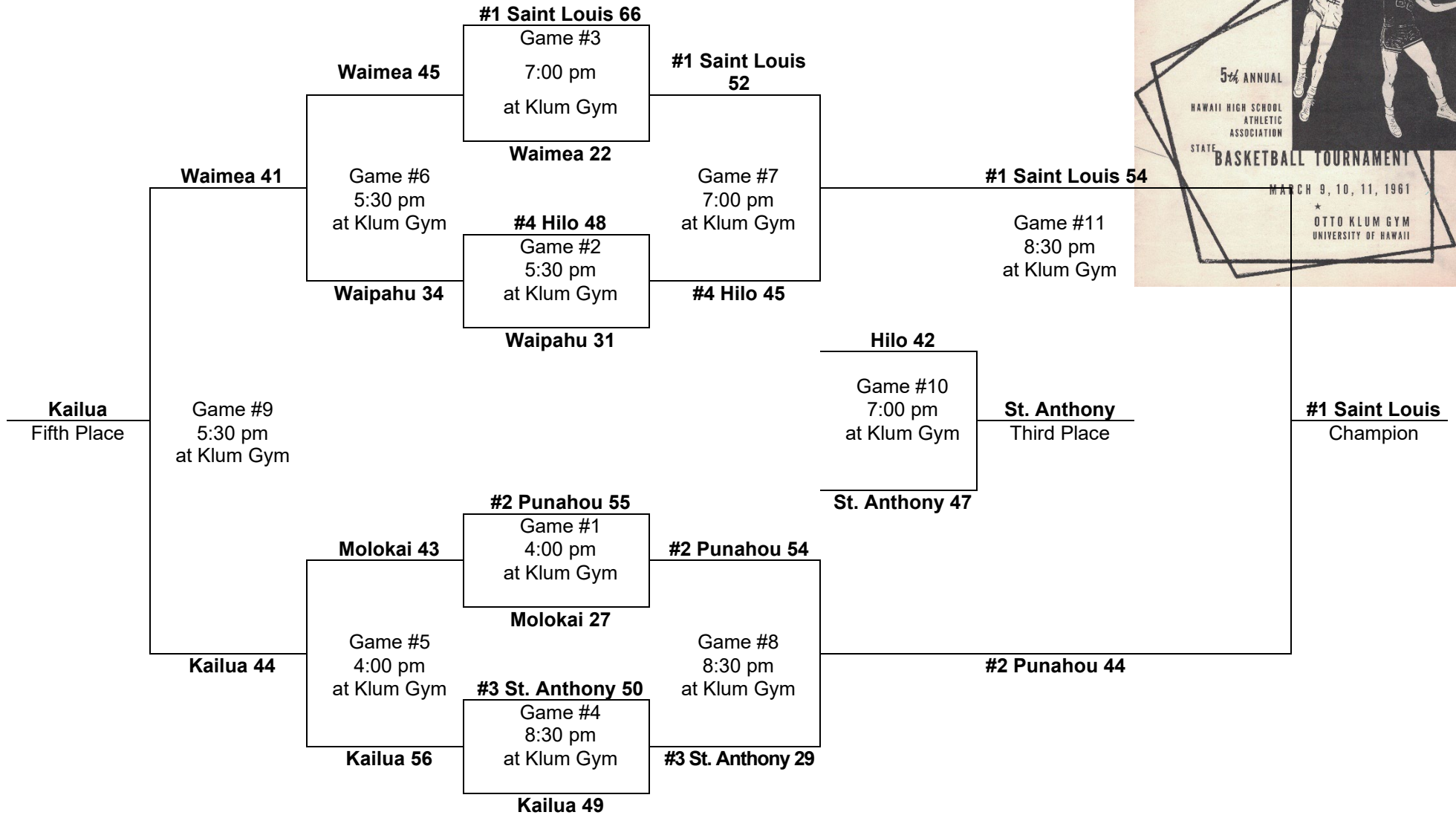
**Saturday**  
**March 11**

**Friday**  
**March 10**

**Thursday**  
**March 9**

**Friday**  
**March 10**

**Saturday**  
**March 11**



## PARTICIPATING TEAMS

<b>ROIA (2)</b> 1. Kailua 2. Waipahu	<b>ILH (2)</b> 1. Saint Louis 2. Punahou	<b>BIIF (1)</b> 1. Hilo	<b>MIL (1)</b> 1. St. Anthony	<b>MLIL (1)</b> 1. Molokai	<b>KIF (1)</b> 1. Waimea	<b>Leading scorer:</b> Mike Davis, St. Anthony (17 FG, 21-31 FT, 55 pts, 18.3 ppg)
--	--	----------------------------	----------------------------------	-------------------------------	-----------------------------	--

# 1960 – Boys Basketball - Division "A": 8-team tournament (Hilo Civic Auditorium)



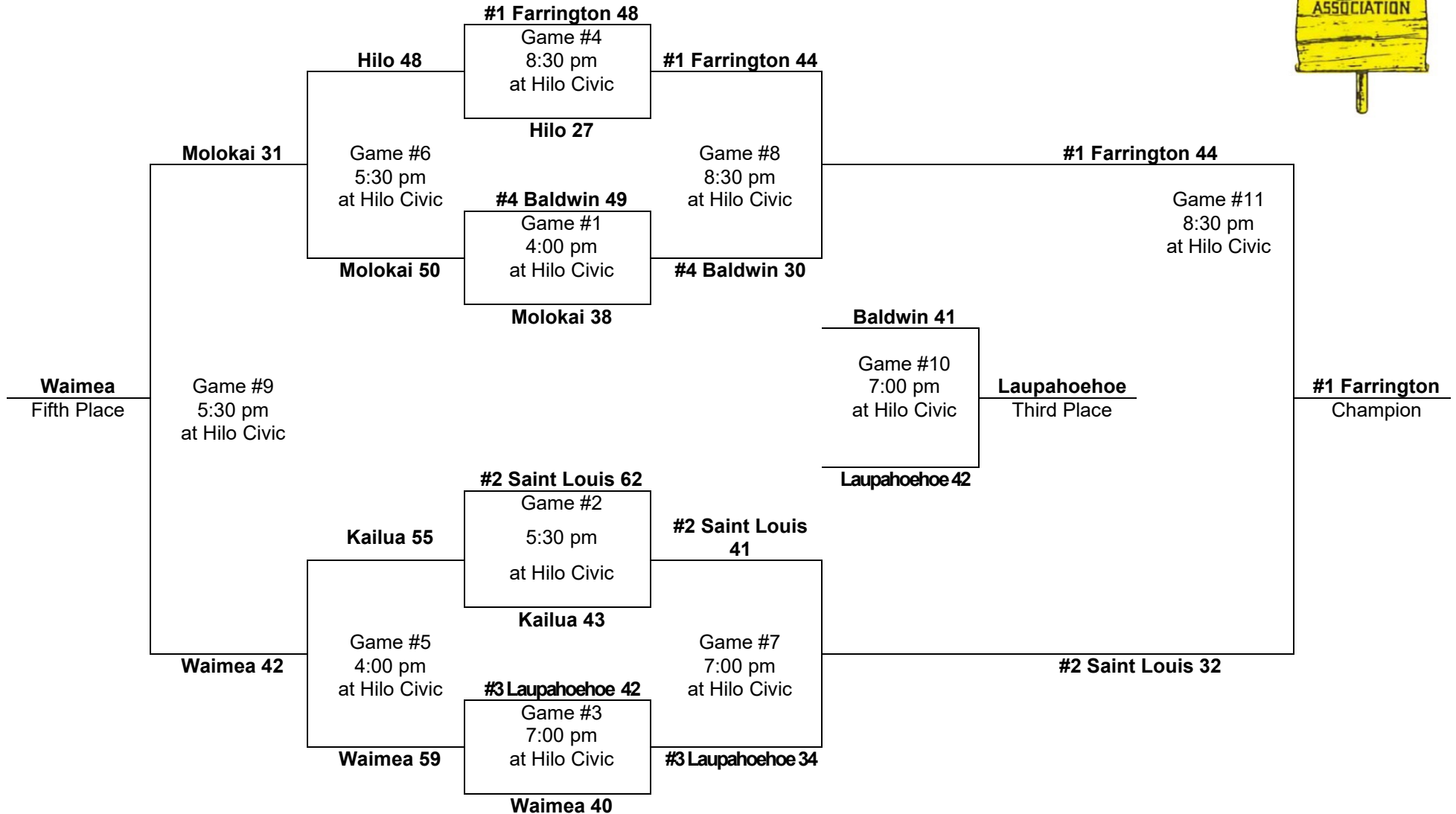
**Saturday**  
**March 5**

**Friday**  
**March 4**

**Thursday**  
**March 3**

**Friday**  
**March 4**

**Saturday**  
**March 5**



## PARTICIPATING TEAMS

<b>ROIA (1)</b> 1. Kailua	<b>HIL (2)</b> 1. Farrington 2. Saint Louis	<b>BIIF (2)</b> 1. Laupahoehoe 2. Hilo	<b>MIL (1)</b> 1. Baldwin	<b>MLIL (1)</b> 1. Molokai	<b>KIF (1)</b> 1. Waimea	<b>Leading scorer:</b> Sol Malani, Laupahoehoe (21 FG, 16-21 FT, 68 pts, 22.7 ppg)
------------------------------	---	--	------------------------------	-------------------------------	-----------------------------	--

# 1959 – Boys Basketball - Division "A": 8-team tournament (Otto Klum Gym, University of Hawaii at Manoa)


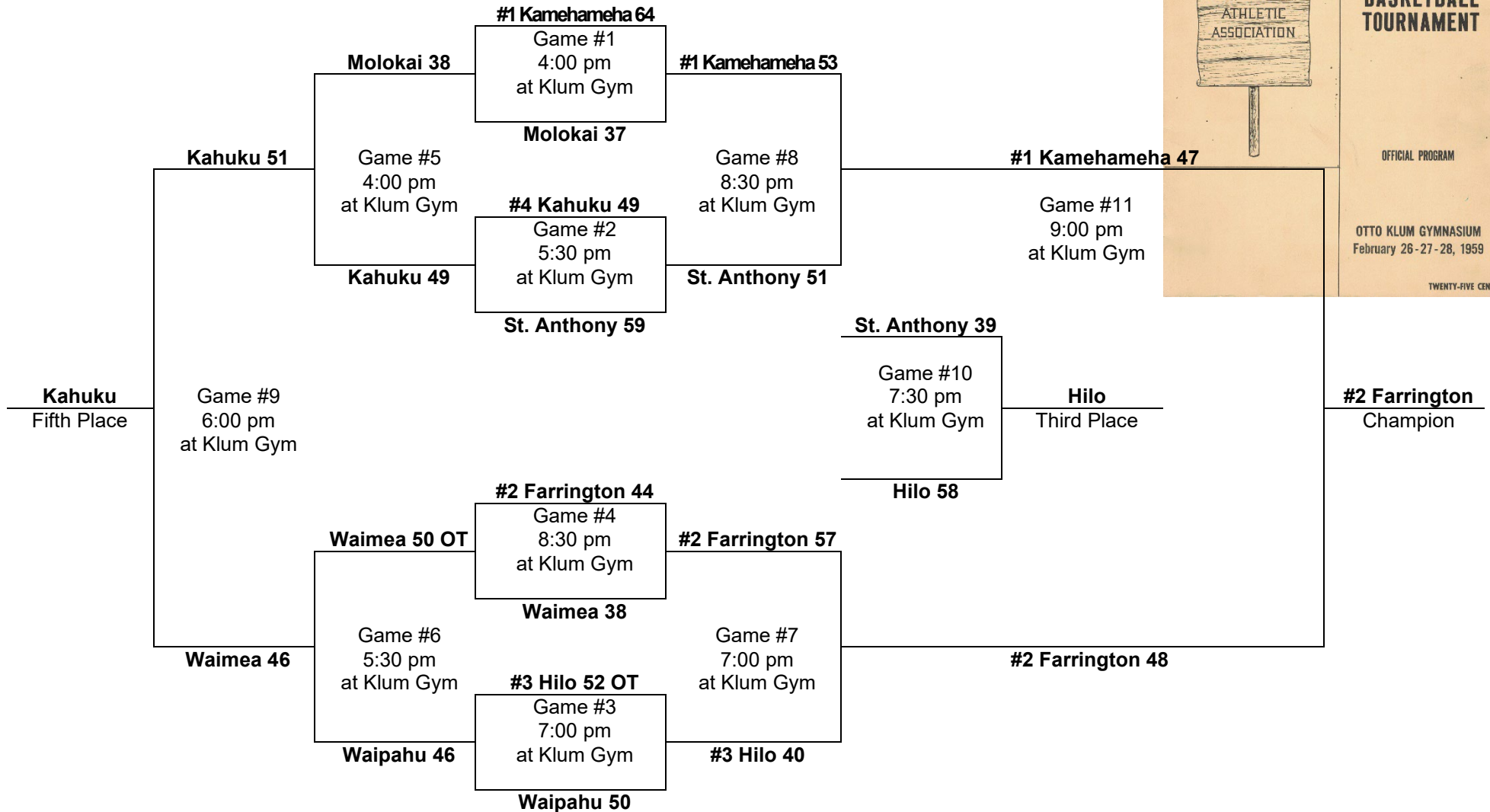
**Saturday**  
Feb. 28

**Friday**  
Feb. 27

**Thursday**  
Feb. 26

**Friday**  
Feb. 27

**Saturday**  
Feb. 28



PARTICIPATING TEAMS						Leading scorer:
<b>ROIA (2)</b> 1. Waipahu 2. Kahuku	<b>HIL (2)</b> 1. Kamehameha 2. Farrington	<b>BIIF (1)</b> 1. Hilo	<b>MIL (1)</b> 1. St. Anthony	<b>MLIL (1)</b> 1. Molokai	<b>KIF (1)</b> 1. Waimea	Wayne Foster, Kamehameha (26 FG, 21 FT, 73 pts, 24.3 ppg)

# 1958 – Boys Basketball - Division "A": 8-team tournament (Hilo Armory; Hilo Civic Auditorium)

**Saturday  
Feb. 22**


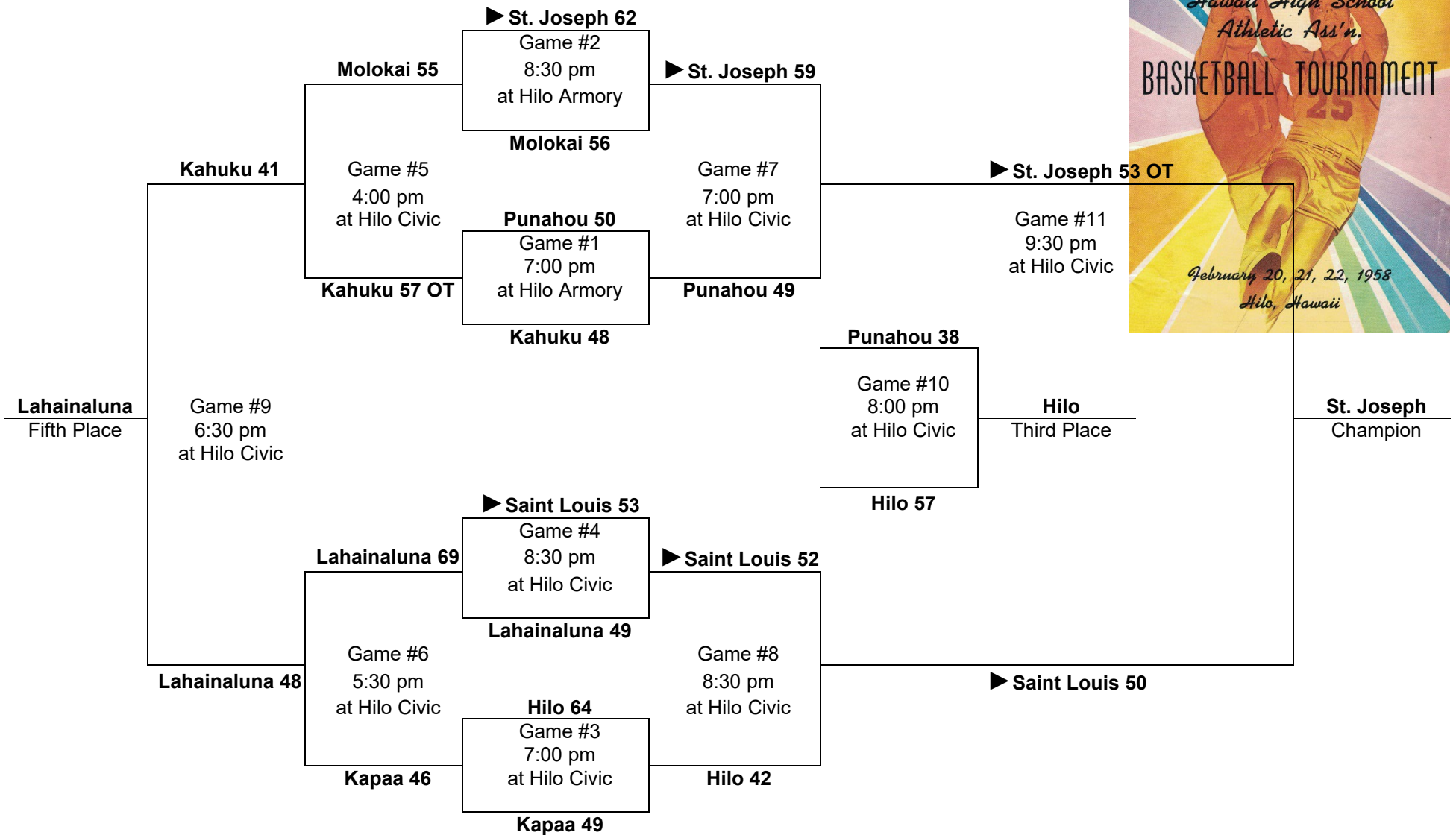
**Friday  
Feb. 21**

**Thursday  
Feb. 20**

**Friday  
Feb. 21**

**Saturday  
Feb. 22**

▶ **St. Joseph/Saint Louis - top seeds**



**PARTICIPATING TEAMS**

<b>ROIA (1)</b> 1. Kahuku	<b>HIL (2)</b> 1. Saint Louis 2. Punahou	<b>BIIF (2)</b> 1. St. Joseph 2. Hilo	<b>MIL (1)</b> 1. Lahainaluna	<b>MLIL (1)</b> 1. Molokai	<b>KIF (1)</b> 1. Kapaa
------------------------------	--	---	----------------------------------	-------------------------------	----------------------------

<b>Leading scorer:</b> Ed Bento, Jr., St. Joseph (25 FG, 27-40 FT, 77 pts, 25.7 ppg)
--

# 1957

– Boys Basketball - Division "A": 8-team tournament (Punahou Alumni gym; McCabe gym; Honolulu Civic Auditorium)

**Saturday  
March 2**

**Friday  
March 1**

**Thursday  
Feb. 28**

**Friday  
March 1**

**Saturday  
March 2**

▶ Saint Louis/Hilo - top seeds

▶ **Saint Louis 61**

Game #2  
8:30 pm  
at Punahou

▶ **Saint Louis 66**

**Kapaa 53**

Game #5  
7:00 pm  
at Punahou

Game #7  
7:00 pm  
at Civic Aud.

▶ **Saint Louis 65**

Game #10  
8:30 pm  
at Civic Aud.

**Kapaa 27**

**Waipahu 53**  
Game #1  
7:00 pm  
at Punahou

**Lahainaluna 47**

**Kapaa 48**

**Waipahu 41**

**Lahainaluna 60**

Game #9  
7:00 pm  
at Civic Aud.

No third  
place game

**Saint Louis**  
Champion

**Kapaa**  
Fifth Place

▶ **Hilo 51**

Game #4  
8:30 pm  
at Saint Louis

▶ **Hilo 65**

**Waialua 43**

**Waialua 27**

Game #8  
8:30 pm  
at Civic Aud.

▶ **Hilo 55**

**Lanai 46**

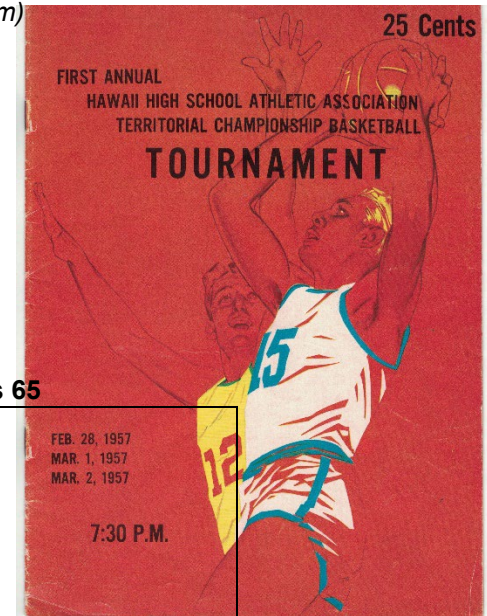
Game #6  
8:30 pm  
at Punahou

**Kaimuki 52**  
Game #3  
7:00 pm  
at Saint Louis

**Kaimuki 50**

**Lanai 48**

**Lanai 32**



## PARTICIPATING TEAMS

<b>ROIA (3)</b> 1. Waipahu 2. Waialua	<b>HIL (2)</b> 1. Saint Louis 2. Kaimuki	<b>BIIF (1)</b> 1. Hilo	<b>MIL (1)</b> 1. Lahainaluna	<b>MLIL (1)</b> 1. Lanai	<b>KIF (1)</b> 1. Kapaa
---	--	----------------------------	----------------------------------	-----------------------------	----------------------------

**Leading scorer:**  
Albendio Sanchez, Lanai  
(21 FG, 7 FT, 49 pts, 16.3 ppg)

ALL DIVISIONS	Div.	App.	Games	Won	Loss	Pct.	1st	2nd	3rd	4th	5th	6th	Con	Tournament Appearances (Year) (Bold denotes champion)
Academy of the Pacific	I	2	8	5	3	0.625				1	1			2011-12
	II	2	7	4	3	0.571				1	1			2007-10
	Total	4	15	9	6	0.600	0	0	0	2	2	0	0	
Aiea	I	4	12	6	6	0.500		1					1	1993-95-97-98
	II	2	6	3	3	0.500		1		1				2007-08
	Total	6	18	9	9	0.500	0	2	0	1	0	0	1	
Baldwin	I	40	108	41	67	0.380			6	5	3	5	3	1960-64-72-73-75-76-77-78-79-82-85-86-87-88-89-90-91-92-93-94-95-96-97-2000-01-02-03-04-05-06-07-09-11-12-13-14-16-19-20-22
Campbell	I	10	31	14	17	0.452		1	1	2			1	1996-05-06-07-08-09-10-14-15-23
Castle	I	5	16	9	7	0.563			1	1	1		1	1970-81-90-99-02
	II	1	3	2	1	0.667		1						2009
	Total	6	19	11	8	0.579	0	1	1	1	1	0	1	
Damien	I	2	7	3	4	0.429				1		1		1974-2020
	II	4	11	7	4	0.636	1	1			1			2014-15-18-19*
	Total	6	18	10	8	0.556	1	1	0	1	1	1	0	
Farrington	I	15	40	23	17	0.575	2	2	1	2	2		2	1959-60-66-70-74-80-83-84-86-88-89-10-13-14-15
	II	6	19	13	6	0.684	2	1	1			1		2007-08*-11*-17-19-23
	Total	21	59	36	23	0.610	4	3	2	2	2	1	2	
Hanalani	II	3	7	2	5	0.286					1			2009-12-20
Hawaii Baptist	A	2	6	4	2	0.667			2					1971-77
	II	6	15	7	11	0.389				4			1	2007-08-09-15-23
	Total	8	21	11	13	0.458	0	0	2	4	0	0	1	
Hawaii Prep	II	7	19	11	8	0.579	1		4					2012-13-14*-17-18-19-20
Hilo	I	43	117	53	64	0.453	3	4	7	9	4	3		1957-58-59-60-61-62-63-64*-65-66-67-68-69-70-71-72-73-75-76-77-78-80-81-84-85-86-87-88-90-91*-92-93-94-95-96-97-98-2000*-10-11-12-19-22
Honokaa	I	8	21	9	12	0.429			2			2	1	1962-88-89-00-01-06-07-08
	II	4	12	4	8	0.333				2		2		2016-17-18-23
	A	2	5	1	4	0.200						1		1980-81
	Total	14	38	14	24	0.368	0	0	2	2	0	5	1	
Iolani	I	27	91	68	23	0.747	11	4	3	4	2	1		1975-83*-89-90-94*-96-97-98*-99-2000-01-02*-03*-04*-05*-06*-07-08-09-10*-11-14*-15-16*-19-22
Island Pacific	II	1	3	1	2	0.333				1				2011
Kahuku	I	33	106	62	44	0.585	1	4	5	3	6	5	3	1958-59-64-66-67-68-70-72-77-83-85-87-88-91-93-94-96-2001-05-06-08-09-10-11-12-15-16-17*-18-19-20-22-23
	A	5	13	11	2	0.846	3	2						1971-73-74-79-82
	Total	38	119	73	46	0.613	4	6	5	3	6	5	3	
Kailua	I	16	45	24	21	0.533	2	3		2	2	2		1960-61-65-68-72*-74-75-81-82*-91-2016-17-18-19-22-23
	II	3	10	8	2	0.800	1	2						2009-10-13
	Total	19	55	32	23	0.582	3	5	0	2	2	2	0	
Kaimuki	I	17	49	25	24	0.510	2	1	4	1			1	1957-71-86-87-89-92-93-94-95-98-02-03-04-05-06-07-09
	II	1	3	2	1	0.667		1						2022
	Total	18	52	27	25	0.519	2	2	4	1	0	0	1	
Kaiser	I	6	17	7	10	0.412				1	1	2		1979-82-96-97-2016-20
	II	4	13	8	5	0.615	1				1	2		2008-14-15*-19
	Total	10	30	15	15	0.500	1	0	0	1	2	4	0	

ALL DIVISIONS	Div.	App.	Games	Won	Loss	Pct.	1st	2nd	3rd	4th	5th	6th	Con	Tournament Appearances (Year) (Bold denotes champion)
Kalaheo	I	36	109	70	39	0.642	5	6	6	1	8	2		1976-78-84- <b>85</b> *-86-87-88-89-90-91-92-93-94- <b>95</b> *-96-97-98-99-2000- <b>01</b> *-02-03-04-05-06-07-08-09-13*-14- <b>15</b> *-16-17-18-19-20
	II	1	3	3	0	1.000	1							<b>2012</b> *
	Total	37	112	73	39	0.652	6	6	6	1	8	2	0	
Kalani	I	3	9	3	6	0.333				1		1		1975-78-99
	II	6	17	10	7	0.588		3	1		1			2014-15-16-17-18-23
	Total	9	26	13	13	0.500	0	3	1	1	1	1	0	
Kamehameha-Hawaii	I	11	26	6	20	0.231		1		2		1		2006-07-08-11-12-13-15-18-20-22-23
Kamehameha-Kapalama	I	29	97	68	29	0.701	7	8	3	3	3	1		1959- <b>62-63</b> -64- <b>65</b> -66-69-71-73- <b>76</b> -85-86-88-89-90-91- <b>92</b> -94-2002-03-04-05-06-08- <b>09</b> -10-11-12-20
Kamehameha-Maui	I	8	13	2	11	0.154							1	2005-07-08-10-18-22-23
Kapaa	I	21	51	11	40	0.216					1	3	1	1957-58-69-75-76-77-78-79-81-82-83-87-88-89-91-92-93-94-97-99-01
	II	7	14	5	12	0.294			1		1			2009-10-11-12-13-16-22
	A	5	13	4	9	0.308					1	3		1971-72-73-74-80
	Total	33	78	20	61	0.247	0	0	1	0	3	6	1	
Kapolei	I	6	15	7	8	0.467					1	1	1	2012-13-17-18-19-22
Ka'u	A	1	3	1	2	0.333				1				1973
Kauai	I	10	23	4	19	0.174						2	1	1964-65-66-67-68-90-95-96-00-05
	II	9	23	8	15	0.348			1	1	2			2007-08-14-15-17-18-19-20-23
	A	4	0	0	8	0.000								1973-75-78-81
	Total	23	46	12	42	0.222	0	0	1	1	2	2	1	
Keaau	I	2	4	0	4	0.000								2003-09
Kealakehe	I	2	5	1	4	0.200						1		2002-04
King Kekaulike	I	2	6	2	4	0.333						1		2012-13
Kohala	I	6	15	3	12	0.200				2				1979-83-84-91-92-99
	II	10	28	17	11	0.607	2	1	3	1	1			2007-08-09-12-14-15-19- <b>20</b> *-22- <b>23</b>
	A	6	17	7	10	0.412		1	1	3		1		1970-74-75-76-77-78
	Total	22	60	27	33	0.450	2	2	4	6	1	1	0	
Konawaena	I	12	27	8	19	0.296			1	1	1			1994-96-2005-07-08-13-14-15-16-17-18-23
Lahainaluna	I	26	57	13	44	0.228			2		3		1	1957-58-71-74-80-81-86-87-89-94-99-2000-02-06-08-09-10-11-14-15-16-17-18-19-20-23
	A	3	7	4	3	0.571	1	1						1976-78- <b>82</b>
	Total	29	64	17	47	0.266	1	1	2	0	3	0	1	
Lanai	I	5	11	1	10	0.091						1		1957-68-69-70-84
	II	1	2	0	2	0.000								2008
	A	6	15	6	9	0.400		1	1		1	1		1971-72-75-77-79-80
	Total	12	28	7	21	0.250	0	1	1	0	1	2	0	
Laupahoehoe	I	1	3	2	1	0.667			1					1960
	A	5	11	8	3	0.727	2	2			1			<b>1966-70</b> -72-80-81
	Total	6	14	10	4	0.714	2	2	1	0	1	0	0	
Leilehua	I	16	48	24	24	0.500	1	1			3	3	1	1966- <b>73</b> *-75-76-83-88-93-2001-03-12-14-15-16-17-20-23
Le Jardin	II	2	6	3	3	0.500					1	1		2017-22
Maryknoll	I	16	53	40	13	0.755	3	6	5		1		1	1976-81-82- <b>84</b> *-85-86-87-88-91-13-14-17-18- <b>19</b> *- <b>20</b> *-22-23
	A	5	14	12	2	0.857	3	2						1970-75- <b>78-79-80</b>
	Total	21	67	52	15	0.776	6	8	5	0	1	0	1	

ALL DIVISIONS	Div.	App.	Games	Won	Loss	Pct.	1st	2nd	3rd	4th	5th	6th	Con	Tournament Appearances (Year) (Bold denotes champion)
Maui	I	13	32	11	21	0.344		2	1	1	1	1		1965-67-83-84-85-90-98-99-2001-03-04-15-17
	A	1	2	0	2	0.000								1974
	<b>Total</b>	<b>14</b>	<b>34</b>	<b>11</b>	<b>23</b>	<b>0.324</b>	<b>0</b>	<b>2</b>	<b>1</b>	<b>1</b>	<b>1</b>	<b>1</b>	<b>0</b>	
Maui Prep	II	1	3	3	0	1.000	1							<b>2022*</b>
McKinley	I	4	10	4	6	0.400							1	1989-2004-16-18
	II	5	17	12	5	0.706	1	1	1	1	1			<b>2007*-08-11-12-20</b>
	<b>Total</b>	<b>9</b>	<b>27</b>	<b>16</b>	<b>11</b>	<b>0.593</b>	<b>1</b>	<b>1</b>	<b>1</b>	<b>1</b>	<b>1</b>	<b>0</b>	<b>1</b>	
Mid-Pacific	A	4	11	5	6	0.455			2	2				1972-77-81-82
Mililani	I	16	46	20	26	0.435		1		2	1		3	1984-85-91-98-00-01-02-03-04-08-10-11-13-14-22-23
Moanalua	I	24	77	39	38	0.506	2	1		3	3	6	1	1979-81-86-87-90-92-94-95- <b>96*-97*</b> -98-07-08-10-11-12-13-14-15-17-18-19-20-23
Molokai	I	13	30	5	25	0.167				1	1			1958-59-60-61-62-63-64-67-83-88-91-92-95
	II	3	8	2	6	0.250				1				2007-08-09
	A	9	23	10	13	0.435		2		2	3			1970-73-74-75-76-78-79-81-82
	<b>Total</b>	<b>25</b>	<b>61</b>	<b>17</b>	<b>44</b>	<b>0.279</b>	<b>0</b>	<b>2</b>	<b>0</b>	<b>4</b>	<b>4</b>	<b>0</b>	<b>0</b>	
Nanakuli	I	1	2	0	2	0.000								1977
	A	4	12	11	1	0.917	3		1					<b>1972-75-76-78</b>
	<b>Total</b>	<b>5</b>	<b>14</b>	<b>11</b>	<b>3</b>	<b>0.786</b>	<b>3</b>	<b>0</b>	<b>1</b>	<b>0</b>	<b>0</b>	<b>0</b>	<b>0</b>	
Pahoa	II	6	18	11	7	0.611	1	1			2	1		2007-09- <b>10-11-13-15</b>
	A	4	10	3	7	0.300			1			1		1972-74-76-78
	<b>Total</b>	<b>10</b>	<b>28</b>	<b>14</b>	<b>14</b>	<b>0.500</b>	<b>1</b>	<b>1</b>	<b>1</b>	<b>0</b>	<b>2</b>	<b>2</b>	<b>0</b>	
Pearl City	I	7	21	8	13	0.381				2		1	1	1976-83-84-86-92-12-13
Punahou	I	44	148	106	42	0.716	11	12	6	4	4	3	2	1958-61-62-63-64-67-68-69- <b>70*-71-72-73-74*-75*-77-78-79*-80*-81*-84-85-87-90*-92-93-95-97-99*-2000-01-02-04-05-07-08*-09-10-12*-13-15-16-17-18*-19</b>
Radford	I	20	56	31	25	0.554	4	1	2	3	2	1		1962-63-65- <b>69-71-72-73-74-77-78-82-85-87-88-89-90-00-07-09-11</b>
Roosevelt	I	8	26	13	13	0.500			1		1	4		1973-90-91-92-95-00-11-22
	II	5	16	8	8	0.500		1			1	3		2009-10-16-18-20
	<b>Total</b>	<b>13</b>	<b>42</b>	<b>21</b>	<b>21</b>	<b>0.500</b>	<b>0</b>	<b>1</b>	<b>1</b>	<b>0</b>	<b>2</b>	<b>7</b>	<b>0</b>	
St. Anthony	I	11	29	10	19	0.345			1	2	2	2		1959-61-62-63-64-66-67-68-69-70-93
	A	9	25	12	13	0.480	1		1	2	2	2		1971-72-73-74-75-77-79-80-81
	<b>Total</b>	<b>20</b>	<b>54</b>	<b>22</b>	<b>32</b>	<b>0.407</b>	<b>1</b>	<b>0</b>	<b>2</b>	<b>4</b>	<b>4</b>	<b>4</b>	<b>0</b>	
Saint Francis	II	6	18	13	5	0.722	3		1			2		2012- <b>13*-14-16-17*-18*</b>
St. Joseph	I	6	17	9	8	0.529	1		1		1	1		<b>1958-65-69-74-86-89</b>
	II	5	14	6	8	0.429					1	1	1	2007-08-10-11-16
	A	9	27	13	14	0.481			4	3		2		1971-72-73-75-76-77-78-79-80
	<b>Total</b>	<b>20</b>	<b>58</b>	<b>28</b>	<b>30</b>	<b>0.483</b>	<b>1</b>	<b>0</b>	<b>5</b>	<b>3</b>	<b>2</b>	<b>4</b>	<b>1</b>	
Saint Louis	I	25	84	63	21	0.750	8	6	4	1	2	1	1	<b>1957-58-60-61-65-66-67-68-72-77-83-86-89-93-95-96-98-99-00-01-03-06-07*-22*-23</b>
Seabury Hall	I	3	10	4	6	0.400						2		1996-97-98
	II	15	39	14	25	0.359		1	2	3	1	1	1	2007-09-10-11-12-13-14-15-16-17-18-19-20-22-23
	<b>Total</b>	<b>18</b>	<b>49</b>	<b>18</b>	<b>31</b>	<b>0.367</b>	<b>0</b>	<b>1</b>	<b>2</b>	<b>3</b>	<b>1</b>	<b>3</b>	<b>1</b>	
University	I	8	25	19	6	0.760	3	1	1	1	1		1	<b>1978-79-80-82-83-84-87-88</b>
	II	10	25	9	16	0.360	1	1	1			1		2007-08-09-10-11-13- <b>16*-19-20-23</b>
	A	5	12	8	4	0.667		2			2			1965-73-74-76-81
	<b>Total</b>	<b>23</b>	<b>62</b>	<b>36</b>	<b>26</b>	<b>0.581</b>	<b>4</b>	<b>4</b>	<b>2</b>	<b>1</b>	<b>3</b>	<b>1</b>	<b>1</b>	



ALL DIVISIONS	Div.	App.	Games	Won	Loss	Pct.	1st	2nd	3rd	4th	5th	6th	Con	Tournament Appearances (Year) (Bold denotes champion)
Waiakea	I	22	56	16	40	0.286			1	1	1	1	1	1982-83-85-87-90-93-95-97-98-99-01-02-03-04-05-09-10-14-16-17-19-20
	A	1	2	0	2	0.000								1979
	<b>Total</b>	<b>23</b>	<b>58</b>	<b>16</b>	<b>42</b>	<b>0.276</b>	<b>0</b>	<b>0</b>	<b>1</b>	<b>1</b>	<b>1</b>	<b>1</b>	<b>1</b>	
Waialua	I	1	2	0	2	0.000								1957
	A	3	8	5	3	0.625	1				1			1977-80-81
	<b>Total</b>	<b>4</b>	<b>10</b>	<b>5</b>	<b>5</b>	<b>0.500</b>	<b>1</b>	<b>0</b>	<b>0</b>	<b>0</b>	<b>1</b>	<b>0</b>	<b>0</b>	
Waianae	I	2	5	2	3	0.400							1	1980-99
	II	1	3	1	2	0.333					1			2013
	<b>Total</b>	<b>3</b>	<b>8</b>	<b>3</b>	<b>5</b>	<b>0.375</b>	<b>0</b>	<b>0</b>	<b>0</b>	<b>0</b>	<b>1</b>	<b>0</b>	<b>1</b>	
Waimea	I	19	46	11	35	0.239					2	3	1	1959-60-61-62-63-70-71-72-73-74-80-84-85-86-98-02-03-04-06
	A	3	6	0	6	0.000								1976-77-79
	<b>Total</b>	<b>22</b>	<b>52</b>	<b>11</b>	<b>41</b>	<b>0.212</b>	<b>0</b>	<b>0</b>	<b>0</b>	<b>0</b>	<b>2</b>	<b>3</b>	<b>1</b>	
Waipahu	I	11	28	10	18	0.357			1	1	2		1	1957-59-61-63-71-79-80-84-85-94-97
	II	1	3	0	2	0.000								2022
	<b>Total</b>	<b>12</b>	<b>31</b>	<b>10</b>	<b>20</b>	<b>0.357</b>	<b>0</b>	<b>0</b>	<b>1</b>	<b>1</b>	<b>2</b>	<b>0</b>	<b>1</b>	
Word of Life	II	2	4	0	4	0.000								2008-09

Notes:

Lahainaluna and Kaimuki tied for 3rd in 1957

Waipahu and Hilo tied for 5th in 1971

Moanalua vacated 4th place in 2008



<b>DIVISION I TEAMS</b>	<b>App.</b>	<b>Games</b>	<b>Won</b>	<b>Loss</b>	<b>Pct.</b>	<b>1st</b>	<b>2nd</b>	<b>3rd</b>	<b>4th</b>	<b>5th</b>	<b>6th</b>	<b>Con</b>	<b>Tournament Appearances (Year) (*Asterisk denotes champion)</b>
Pearl City	7	21	8	13	0.381				2		1	1	1976-83-84-86-92-2012-13
Punahou	44	148	106	42	0.716	11	12	6	4	4	3	2	1958-61-62-63-64-67-68-69-70*-71-72-73-74*-75*-77-78-79*-80*-81*-84-85-87-90*-92-93-95-97-99*-2000-01-02-04-05-07-08*-09-10-12*-13-15-16-17-18*-19
Radford	20	56	31	25	0.554	4	1	2	3	2	1		1962-63-65-69*-71*-72-73-74-77*-78-82-85-87-88-89*-90-2000-07-09-11
Roosevelt	8	26	13	13	0.500			1		1	4		1973-90-91-92-95-2000-11-22
Saint Louis	25	84	63	21	0.750	8	6	4	1	2	1	1	1957*-58-60-61*-65-66*-67*-68*-72-77-83-86*-89-93-95-96-98-99-2000-01-03-06-07-*22-*23
Seabury Hall	3	10	4	6	0.400						2		1996-97-98
St. Anthony	11	29	10	19	0.345			1	2	2	2		1959-61-62-63-64-66-67-68-69-70-93
St. Joseph	6	17	9	8	0.529	1		1		1	1		1958*-65-69-74-86-89
University	8	25	19	6	0.760	3	1	1	1	1		1	1978*-79-80-82-83-84-87*-88*
Waiakea	22	56	16	40	0.286			1	1	1	1	1	1982-83-85-87-90-93-95-97-98-99-01-02-03-04-05-09-10-14-16-17-19-20
Waialua	1	2	0	2	0.000								1957
Waianae	2	5	2	3	0.400							1	1980-99
Waimea	19	46	11	35	0.239					2	3	1	1959-60-61-62-63-70-71-72-73-74-80-84-85-86-98-2002-03-04-06
Waipahu	11	28	10	18	0.357			1	1	2		1	1957-59-61-63-71-79-80-84-85-94-97

Notes:

Lahainaluna and Kaimuki tied for 3rd in 1957

Waipahu and Hilo tied for 5th in 1971

Moanalua vacated 4th place in 2008



# Academy of the Pacific

App	Game	Date	Seed	Round		Opponent (seed)	PF	PA	Pt Diff	OT	Finish	1st Rd		Qtrs		Semi		Final		Consol		5th Pl		3rd Pl		
				W	L							W	L	W	L	W	L	W	L	W	L	W	L	W	L	
1	1	2/16/2011		1	1	Roosevelt	53	46	7			1														
	2	2/17/2011		qtr	1	Moanalua (2)	51	50	1	1				1												
	3	2/18/2011		semi		1	KS Kapalama	54	68	-14						1										
	4	2/19/2011		3rd		1	Kahuku	53	69	-16		4													1	
2	5	2/22/2012		1	1		Pearl City	46	26	20			1													
	6	2/23/2012		qtr		1	KS Hawaii (3)	37	39	-2	1				1											
	7	2/24/2012		5 semi	1		King Kekaulike	60	45	15												1				
	8	2/25/2012		5th	1		Leilehua	56	45	11		5										1				
										0																
		<b>TOTAL</b>			<b>5</b>	<b>3</b>		<b>410</b>	<b>388</b>	<b>22</b>			<b>2</b>	<b>0</b>	<b>1</b>	<b>1</b>	<b>0</b>	<b>1</b>	<b>0</b>	<b>0</b>	<b>0</b>	<b>0</b>	<b>2</b>	<b>0</b>	<b>0</b>	<b>1</b>

# Aiea

App	Game	Date	Seed	Round	W	L	Opponent (seed)	PF	PA	Pt Diff	OT	Finish	1st Rd		Qtrs		Semi		Final		Consol		5th Pl		3rd Pl	
													W	L	W	L	W	L	W	L	W	L	W	L	W	L
1	1	3/3/1993		1	1		Kapaa	75	41	34			1													
	2	3/4/1993		qtr	1		Baldwin (4)	57	54	3					1											
	3	3/5/1993		semi	1		Punahou (1)	39	38	1						1										
	4	3/6/1993		final		1	Kaimuki (3)	50	53	-3		2							1							
2	5	3/1/1995		1		1	Waiakea	61	67	-6			1													
	6	3/3/1995		cons	1		Kauai	74	64	10										1						
	7	3/4/1995		cons	1		Molokai	58	50	8		Cons								1						
3	8	2/19/1997		1	1		Kapaa	58	55	3	1		1													
	9	2/20/1997		qtr		1	Iolani (1)	46	50	-4					1											
	10	2/21/1997		5 semi		1	Seabury Hall	56	67	-11		-												1		
4	11	2/18/1998		1		1	Seabury Hall	49	64	-15			1													
	12	2/20/1998		cons		1	Mililani	56	69	-13		-									1					
										0																
<b>TOTAL</b>					<b>6</b>	<b>6</b>		<b>679</b>	<b>672</b>	<b>7</b>			<b>2</b>	<b>2</b>	<b>1</b>	<b>1</b>	<b>1</b>	<b>0</b>	<b>0</b>	<b>1</b>	<b>2</b>	<b>1</b>	<b>0</b>	<b>1</b>	<b>0</b>	<b>0</b>







# Baldwin

App	Game	Date	Seed	Round	W	L	Opponent	PF	PA	Pt Diff	OT	Finish	1st Rd		Qtrs		Semi		Final		Consol		5th PI Cons		3rd PI Cons	
													W	L	W	L	W	L	W	L	W	L	W	L	W	L
	81	2/23/2006		5 semi		1	Kalaheo	37	49	-12		-											1			
31	82	2/20/2007		1		1	Iolani	45	70	-25			1													
	83	2/22/2007		cons		1	Campbell	53	67	-14		-									1					
32	84	3/5/2009	4	qtr		1	Kaimuki	51	64	-13					1											
	85	3/6/2009		5 semi		1	Kalaheo	58	62	-4		-									1					
33	86	2/16/2011		1		1	KS Kapalama	38	86	-48			1													
	87	2/17/2011		cons		1	Roosevelt	36	39	-3		-									1					
34	88	2/23/2012	4	qtr	1		Leilehua	41	39	2				1												
	89	2/24/2012		semi		1	Punahou (1)	41	59	-18						1										
	90	2/25/2012		3rd	1		KS Hawaii	53	49	4		3													1	
35	91	2/20/2013		1	1		Kapolei	57	43	14			1													
	92	2/21/2013		qtr		1	Maryknoll (1)	54	64	-10					1											
	93	2/22/2013		5 semi	1		Pearl City	58	49	9												1				
	94	2/23/2013		5th	1		King Kekaulike	50	35	15		5										1				
36	95	2/20/2014	3	qtr		1	Maryknoll	61	66	-5					1								1			
	96	2/21/2014		5 semi	1		Mililani	63	54	9												1				
	97	2/22/2014		5th		1	Konawaena	51	52	-1		6											1			
37	98	2/17/2016		1	1		McKinley	43	40	3			1													
	99	2/18/2016		qtr		1	Iolani (1)	27	43	-16					1											
	100	2/19/2016		5 semi	1		Waiakea	59	52	7												1				
	101	2/20/2016		5th		1	Kalaheo	50	59	-9	2	6											1			
38	102	2/18/2019		1		1	Kapolei	41	49	-8	1	-		1												
39	103	2/19/2020	4	qtr		1	Kahkuku	53	64	-11					1											
	104	2/20/2020		5 semi	1		Leilehua	73	54	19												1				
	105	2/21/2020		5th		1	Moanalua	52	64	-12		6											1			
40	106	2/24/2022	4	qtr	1		Kailua	60	57	3				1												
	107	2/25/2022		semi		1	Saint Louis (1)	32	40	-8						1										
	108	2/26/2022		3rd		1	Iolani	50	68	-18		4														1
										0																
		<b>TOTAL</b>			<b>41</b>	<b>67</b>		<b>5410</b>	<b>5880</b>	<b>-470</b>			<b>4</b>	<b>11</b>	<b>11</b>	<b>18</b>	<b>0</b>	<b>11</b>	<b>0</b>	<b>0</b>	<b>8</b>	<b>8</b>	<b>12</b>	<b>14</b>	<b>6</b>	<b>5</b>

# Campbell

App	Game	Date	Seed	Round	W	L	Opponent	PF	PA	Pt Diff	OT	Finish	1st Rd		Qtrs		Semi		Final		Consol		5th Pl Cons		3rd Pl Cons		
													W	L	W	L	W	L	W	L	W	L	W	L	W	L	W
1	1	2/28/1996		1		1	Kahuku	66	67	-1			1														
	2	3/1/1996		cons	1		Seabury Hall	64	34	30										1							
	3	3/2/1996		cons	1		Konawaena	65	55	10		cons								1							
2	4	2/23/2005		1	1		KS Maui	63	42	21			1														
	5	2/24/2005		qtr	1		Konawaena (4)	69	62	7	1			1													
	6	2/25/2005		semi		1	Iolani (1)	46	65	-19						1											
	7	2/26/2005		3rd		1	Baldwin	62	65	-3		4													1		
3	8	2/21/2006		1	1		St. Louis	64	63	1			1														
	9	2/22/2006		qtr		1	Kaimuki (2)	50	68	-18					1												
	10	2/23/2006		5 semi		1	KS Hawaii	54	59	-5		-										1					
4	11	2/20/2007		1		1	St. Louis	30	50	-20			1														
	12	2/22/2007		cons	1		Baldwin	67	53	14										1							
	13	2/23/2007		cons		1	Honokaa	43	47	-4		-									1						
5	14	2/20/2008		1		1	Moanalua	43	65	-22			1														
	15	2/21/2008		cons	1		Kalaheo	75	74	1											1						
	16	2/22/2008		cons		1	Kahuku	62	65	-3		-										1					
6	17	3/4/2009		1		1	Punahou	32	51	-19			1														
	18	3/5/2009		cons		1	Lahainaluna	45	53	-8		-										1					
7	19	3/3/2010		1		1	KS Kapalama	53	67	-14			1														
	20	3/4/2010		cons		1	KS Maui	54	63	-9		-										1					
8	21	2/19/2014		1	1		Leilehua	46	35	11			1														
	22	2/20/2014		qtr	1		Konawaena (4)	58	53	5				1													
	23	2/21/2014		semi		1	Iolani (1)	33	56	-23						1											
	24	2/22/2014		3rd		1	Maryknoll	63	73	-10		4													1		
9	25	2/25/2015		1	1		KS Hawaii	42	34	8			1														
	26	2/26/2015		qtr	1		Farrington (2)	51	45	6				1													
	27	2/27/2015		semi		1	Iolani	27	29	-2						1											
	28	2/28/2015		3rd	1		Kahuku	63	59	4	2	3													1		
10	29	2/8/2023	2	qtr	1		Kahuku	43	40	3				1													
	30	2/9/2023		semi	1		Maryknoll	46	38	8	2					1											
	31	2/10/2023		final		1	Saint Louis (1)	39	41	-2		2						1									
										0																	
		<b>TOTAL</b>				<b>14</b>	<b>17</b>			<b>1618</b>	<b>1671</b>	<b>-53</b>		<b>4</b>	<b>5</b>	<b>4</b>	<b>1</b>	<b>1</b>	<b>3</b>	<b>0</b>	<b>1</b>	<b>4</b>	<b>4</b>	<b>0</b>	<b>1</b>	<b>1</b>	<b>2</b>

# Castle

App	Game	Date	Seed	Round	W	L	Opponent	PF	PA	Pt Diff	OT	Finish	1st Rd		Qtrs		Semi		Final		Consol		5th Pl		3rd Pl	
													W	L	W	L	W	L	W	L	W	L	W	L	W	L
1	1	3/5/1970	4	qtr	1		St. Anthony	66	63	3																
	2	3/6/1970		semi		1	Farrington (1)	34	45	-11							1									
	3	3/7/1970		3rd		1	Hilo	46	59	-13		4														1
2	4	3/12/1981		qtr	1		Hilo (3)	50	49	1					1											
	5	3/13/1981		semi		1	Maryknoll (2)	43	44	-1							1									
	6	3/14/1981		3rd	1		Moanalua	55	40	15		3														1
3	7	3/7/1990		1		1	Iolani	52	55	-3				1												
	8	3/9/1990		cons	1		Kamehameha	73	71	2										1						
	9	3/10/1990		cons	1		Waiakea	84	72	12		cons								1						
4	10	2/17/1999		1	1		Iolani	37	28	9			1													
	11	2/18/1999		qtr		1	Kalaheo (1)	36	59	-23						1										
	12	2/19/1999		5 semi		1	Maui	43	59	-16		-													1	
5	13	2/20/2002		1	1		Baldwin	70	60	10			1													
	14	2/21/2002		qtr		1	Iolani (1)	57	70	-13						1										
	15	2/22/2002		5 semi	1		Waiakea	71	51	20															1	
	16	2/23/2002		5th	1		Kamehameha	48	46	2		5													1	
										0																
		<b>TOTAL</b>			<b>9</b>	<b>7</b>		<b>865</b>	<b>871</b>	<b>-6</b>			<b>2</b>	<b>1</b>	<b>2</b>	<b>2</b>	<b>0</b>	<b>2</b>	<b>0</b>	<b>0</b>	<b>2</b>	<b>0</b>	<b>2</b>	<b>1</b>	<b>1</b>	<b>1</b>

# Damien

App	Game	Date	Seed	Round	W	L	Opponent	PF	PA	Pt Diff	OT	Finish	1st Rd		Qtrs		Semi		Final		Consol		5th Pl		3rd Pl	
													W	L	W	L	W	L	W	L	W	L	W	L	W	L
1	1	3/7/1974		qtr		1	Kailua (4)	53	54	-1						1										
	2	3/8/1974		5 semi	1		Lahainaluna	63	44	19												1				
	3	3/9/1974		5th		1	St. Joseph	42	62	-20		6											1			
2	4	2/17/2020		1	1		Lahainaluna	58	49	9			1													
	5	2/19/2020		qtr		1	Moanalua (2)	64	57	7								1								
	6	2/20/2020		semi		1	Maryknoll	40	57	-17																
	7	2/21/2020		3rd		1	Kahuku	49	50	-1		4													1	
										0																
		<b>TOTAL</b>			<b>3</b>	<b>4</b>		<b>369</b>	<b>373</b>	<b>-4</b>			<b>1</b>	<b>0</b>	<b>1</b>	<b>1</b>	<b>0</b>	<b>1</b>	<b>0</b>	<b>0</b>	<b>0</b>	<b>0</b>	<b>1</b>	<b>1</b>	<b>0</b>	<b>1</b>

# Farrington

App	Game	Date	Seed	Round	W	L	Opponent	PF	PA	Pt Diff	OT	Finish	1st Rd		Qtrs		Semi		Final		Consol		5th PI Cons		3rd PI Cons	
													W	L	W	L	W	L	W	L	W	L	W	L	W	L
1	1	2/26/1959	2	qtr	1		Waimea	44	38	6					1											
	2	2/27/1959		semi	1		Hilo (3)	57	40	17						1										
	3	2/28/1959		final	1		Kamehameha (1)	48	37	11		1						1								
2	4	3/3/1960	1	qtr	1		Hilo	48	27	21				1												
	5	3/4/1990		semi	1		Baldwin (4)	44	30	14						1										
	6	3/5/1960		final	1		St. Louis (2)	44	32	12		1						1								
3	7	3/3/1966		qtr	1		Leilehua (4)	61	55	6				1												
	8	3/4/1966		semi		1	St. Louis (1)	42	63	-21						1										
	9	3/5/1966		3rd		1	Hilo	54	66	-12		4														1
4	10	3/5/1970	1	qtr	1		Lanai	41	30	11				1												
	11	3/6/1970		semi	1		Castle (4)	45	34	11						1										
	12	3/7/1970		final		1	Punahou (2)	44	56	-12		2							1							
5	13	3/7/1974	2	qtr	1		Lahainaluna	64	50	14				1												
	14	3/8/1974		semi		1	Kailua (2)	46	56	-10						1										
	15	3/9/1974		3rd		1	Radford	39	45	-6		4														1
6	16	3/6/1980	4	qtr		1	Hilo	46	59	-13					1											
	17	3/7/1980		5 semi	1		Lahainaluna	64	51	13													1			
	18	3/8/1980		5th	1		Waimea	57	43	14		5										1				
7	19	3/10/1983	1	qtr	1		St. Louis	50	48	2				1												
	20	3/11/1983		semi		1	Iolani	69	76	-7						1										
	21	3/12/1983		3rd	1		University	58	56	2		3													1	
8	22	3/3/1984		playin		1	Punahou	72	74	-2		-		1												
9	23	3/12/1986		1		1	St. Louis	48	55	-7				1												
	23	3/14/1986		cons	1		Kaimuki	55	52	3											1					
	24	3/15/1986		cons	1		St. Joseph	88	58	30		cons									1					
10	25	3/9/1988		1	1		Hilo	67	58	9				1												
	26	3/10/1988		qtr		1	University (1)	68	88	-20						1										
	27	3/11/1988		5 semi	1		Kalaheo	63	58	5													1			
	28	3/12/1988		5th	1		Honokaa	65	63	2		5											1			
11	30	3/4/1989		playin		1	Saint Louis	51	58	-7		-		1												
12	31	3/3/2010		1		1	Mililani	51	63	-12				1												
	32	3/4/2010		cons		1	Waiakea	36	43	-7		-										1				
13	33	2/20/2013		1		1	Punahou	50	63	-13				1												
	34	2/21/2013		cons	1		KS-Hawaii	57	56	1											1					
	23	2/22/2013		cons	1		Moanalua	75	64	11		cons									1					
14	23	2/20/2014	2	qtr	1		Mililani	46	44	2				1												
	23	2/21/2014		semi	1		Maryknoll	63	57	6						1										
	24	2/22/2014		final		1	Iolani (1)	40	43	-3		2							1							
15	25	2/26/2015	2	qtr		1	Campbell	45	51	-6						1										
	26	2/27/2015		5 semi		1	Lahainaluna	54	63	-9		-											1			

# Farrington

App	Game	Date	Seed	Round	W	L	Opponent	PF	PA	Pt Diff	OT	Finish	1st Rd		Qtrs		Semi		Final		Consol		5th Pl		3rd Pl		
													W	L	W	L	W	L	W	L	W	L	W	L	W	L	W
										0																	
		TOTAL			23	17		2159	2103	56				1	5	7	3	4	3	2	2	4	1	4	1	1	2
4	12	As ILH member			9	3		572	508	62		1,1,4,2		0	0	4	0	3	1	2	0	0	0	0	0	0	1
11	14	As OIA member			14	14		1587	1595	-8				1	5	3	3	1	2	0	2	4	1	4	1	1	1



# Hilo

App	Game	Date	Seed	Round	W	L	Opponent	PF	PA	Pt Diff	OT	Finish	1st Rd		Qtrs		Semi		Final		Consol		5th PI Cons		3rd PI Cons	
													W	L	W	L	W	L	W	L	W	L	W	L	W	L
	41	3/7/1970		3rd	1		Castle	59	46	13		3														1
15	42	3/4/1971		qtr		1	Kaimuki (4)	48	52	-4						1										
	43	3/5/1971		5 semi	1		Waimea	37	33	4		T5											1			
16	44	3/2/1972		qtr		1	Punahou (2)	47	64	-17						1										
	45	3/3/1972		5 semi	1		Waimea	55	41	14													1			
	46	3/4/1972		5th		1	Kahuku	45	46	-1		6													1	
17	47	3/8/1973	3	qtr	1		Kamehameha	59	53	6					1											
	48	3/9/1973		semi	1		Radford (1)	51	49	2							1									
	49	3/10/1973		final		1	Leilehua	52	56	-4		2								1						
18	50	3/6/1975		qtr	1		Leilehua (4)	64	57	7					1											
	51	3/7/1975		semi		1	Punahou (2)	40	69	-29								1								
	52	3/8/1975		3rd	1		Kalani	58	47	11		3														1
19	53	3/11/1976	4	qtr		1	Pearl City	39	41	-2	1					1										
	54	3/12/1976		5 semi	1		Baldwin	45	28	17													1			
	55	3/13/1976		5th		1	Leilehua	69	71	-2		6												1		
20	56	3/10/1977		qtr	1		Kahuku (3)	61	47	14					1											
	57	3/11/1977		semi		1	Punahou (2)	45	63	-18								1								
	58	3/12/1977		3rd		1	St. Louis	57	62	-5		4														1
21	59	3/9/1978		qtr		1	University (4)	49	61	-12						1										
	60	3/10/1978		5 semi		1	Kapaa	34	36	-2	1	-												1		
22	61	3/6/1980		qtr	1		Farrington (4)	59	46	13					1											
	62	3/7/1980		semi		1	University (1)	63	79	-16								1								
	63	3/5/1980		3rd		1	Waipahu	55	56	-1	2	4														1
23	64	3/12/1981	3	qtr		1	Castle	49	50	-1						1										
	65	3/13/1981		5 semi		1	Kailua	43	45	-2		-												1		
24	66	3/7/1984		1		1	Punahou	35	70	-35					1											
	67	3/8/1984		cons		1	University	57	105	-48		-										1				
25	68	3/7/1985	4	qtr		1	Kamehameha	51	60	-9						1										
	69	3/8/1985		5 semi		1	Punahou	64	71	-7		-												1		
26	70	3/13/1986	3	qtr		1	St. Louis	52	57	-5						1										
	71	3/14/1986		5 semi		1	Baldwin	46	60	-14		-												1		
27	72	3/11/1987		1		1	Kapaa	80	62	18					1											
	73	3/12/1987		qtr		1	Moanalua (1)	91	87	4						1										
	74	3/13/1987		semi		1	University	51	56	-5								1								
	75	3/14/1987		3rd		1	Maryknoll	55	87	-32		4														1
28	76	3/9/1988		1		1	Farrington	58	67	-9					1											
	77	3/10/1988		cons		1	Kapaa	66	59	7												1				
	78	3/12/1988		cons		1	Kahuku	71	73	-2		-											1			
29	79	3/8/1990	3	qtr		1	Iolani	52	59	-7						1										
	80	3/9/1990		5 semi	1		Moanalua	63	39	24														1		



# Hilo

App	Game	Date	Seed	Round	W	L	Opponent	PF	PA	Pt Diff	OT	Finish	1st Rd		Qtrs		Semi		Final		Consol		5th PI Cons		3rd PI Cons	
													W	L	W	L	W	L	W	L	W	L	W	L	W	L
	81	3/10/1990		5th	1		Roosevelt	64	55	9		5											1			
30	82	3/7/1991	2	qtr	1		Kahuku	73	72	1					1											
	83	3/8/1991		semi	1		Kamehameha (3)	49	46	3						1										
	84	3/9/1991		final	1		Kalaheo (1)	59	44	15		1														
31	85	3/5/1992	3	qtr	1		Punahou	63	62	1					1											
	86	3/6/1992		semi	1		Kalaheo (2)	52	51	1	2					1										
	87	3/7/1992		final		1	Kamehameha (1)	73	76	-3	3	2							1							
32	88	3/4/1993	2	qtr	1		Kalaheo	63	60	3					1											
	89	3/5/1993		semi		1	Kaimuki (3)	53	56	-3							1									
	90	3/6/1993		3rd		1	Punahou	66	70	-4		4														1
33	91	3/10/1994	4	qtr		1	Kamehameha	71	78	-7						1										
	92	3/11/1994		5 semi		1	Kahuku	64	75	-11		-											1			
34	93	3/2/1995	4	qtr	1		Punahou	76	66	10					1											
	94	3/3/1995		semi		1	Kalaheo (1)	68	87	-19							1									
	95	3/4/1995		3rd		1	Waiakea	63	69	-6	1	4														1
35	96	2/29/1996	2	qtr		1	Moanalua	51	59	-8						1										
	97	3/1/1996		5 semi	1		Kahuku	101	87	14	1												1			
	98	3/2/1996		5th	1		Kaiser	59	58	1		5											1			
36	99	2/20/1997	4	qtr	1		Seabury Hall	56	49	7					1											
	100	2/21/1997		semi		1	Iolani (1)	48	64	-16							1									
	101	2/22/1997		3rd		1	Kalaheo	60	70	-10		4														1
37	102	2/18/1998		1		1	Moanalua	43	74	-31				1												
	103	2/19/1998		cons	1		Waimea	86	65	21											1					
	104	2/21/1998		cons		1	Mililani	65	72	-7		-										1				
38	105	2/23/2000	1	qtr	1		Iolani	61	41	20					1											
	106	2/24/2000		semi	1		Baldwin (4)	58	46	12						1										
	107	2/25/2000		final	1		St. Louis (2)	68	55	13		1							1							
39	108	3/4/2010	3	qtr		1	Punahou	46	76	-30						1										
	109	3/5/2010		5 semi		1	Moanalua	60	64	-4		-											1			
40	110	2/16/2011		1		1	Kahuku	56	82	-26				1												
	111	2/17/2011		cons		1	Mililani	55	63	-8		-										1				
41	112	2/22/2012		1		1	Moanalua	50	45	5				1												
	113	2/23/2012		qtr		1	Punahou (1)	53	78	-25						1										
	114	2/24/2012		5 semi		1	Leilehua	55	60	-5		-											1			
42	115	2/18/2019		1		1	Iolani	45	72	-27				1												
43	116	2/24/2022	3	qtr		1	Iolani	21	57	-36						1										
	117	2/25/2022		5 semi		1	Maryknoll	29	53	-24		-											1			
										0																
		<b>TOTAL</b>			<b>53</b>	<b>64</b>		<b>6587</b>	<b>6661</b>	<b>-74</b>			<b>2</b>	<b>5</b>	<b>23</b>	<b>15</b>	<b>7</b>	<b>16</b>	<b>3</b>	<b>4</b>	<b>2</b>	<b>4</b>	<b>9</b>	<b>11</b>	<b>7</b>	<b>9</b>

# Honokaa

App	Game	Date	Seed	Round	W	L	Opponent	PF	PA	Pt Diff	OT	Finish	1st Rd		Qtrs		Semi		Final		Consol		5th Pl		3rd Pl	
													W	L	W	L	W	L	W	L	W	L	W	L	W	L
1	1	3/8/1962		qtr		1	Punahou (1)	43	46	-3																
	2	3/9/1962		5 semi	1		Molokai	65	31	34													1			
	3	3/10/1962		5th		1	Waimea	34	53	-19		6												1		
2	4	3/10/1988	3	qtr		1	Maryknoll	42	74	-32						1										
	5	3/11/1988		5 semi	1		Leilehua	62	49	13													1			
	6	3/12/1988		5th		1	Farrington	63	65	-2		6												1		
3	7	3/9/1989	2	qtr	1		Kalaheo	69	51	18					1											
	8	3/10/1989		semi		1	Kamehameha (3)	51	53	-2							1									
	9	3/11/1989		3rd	1		Iolani	76	71	5		3													1	
4	10	2/22/2000		1		1	Kalaheo	53	57	-4				1												
	11	2/23/2000		cons	1		Punahou	65	54	11											1					
	12	2/25/2000		cons		1	Mililani	61	70	-9		-										1				
5	13	2/22/2001	3	qtr	1		Mililani	51	47	4					1											
	14	2/23/2001		semi		1	Iolani (2)	47	49	-2							1									
	15	2/24/2001		3rd	1		St. Louis	50	44	6		3													1	
6	19	2/21/2006		1		1	Kahuku	63	67	-4	1			1												
	20	2/23/2006		cons		1	Waimea	27	35	-8												1				
7	21	2/20/2007		1		1	Kalaheo	37	47	-10				1												
	22	2/22/2007		cons	1		Radford	47	38	9											1					
	23	2/23/2007		cons	1		Campbell	47	43	4		cons									1					
8	24	2/16/2008		playin		1	KS Kapalama	27	50	-23		-		1												
										0																
		<b>TOTAL</b>			<b>9</b>	<b>12</b>		<b>1080</b>	<b>1094</b>	<b>-14</b>			<b>0</b>	<b>4</b>	<b>2</b>	<b>2</b>	<b>0</b>	<b>2</b>	<b>0</b>	<b>0</b>	<b>3</b>	<b>2</b>	<b>2</b>	<b>2</b>	<b>2</b>	<b>0</b>

# Iolani

App	Game	Date	Seed	Round	W	L	Opponent	PF	PA	Pt Diff	OT	Finish	1st Rd		Qtrs		Semi		Final		Consol		5th Pl		3rd Pl	
													W	L	W	L	W	L	W	L	W	L	W	L	W	L
1	1	3/6/1975	3	qtr		1	Kalani	50	56	-6																
	2	3/7/1975		5 semi	1		Kapaa	63	50	13													1			
	3	3/8/1975		5th	1		Baldwin	58	56	2		5											1			
2	4	3/9/1983		1	1		Pearl City	71	47	24			1													
	5	3/10/1983		qtr	1		Maui (4)	70	40	30				1												
	6	3/11/1983		semi	1		Farrington (1)	76	69	7					1											
	7	3/12/1983		final	1		Leilehua	62	46	16		1														
3	8	3/8/1989		1	1		St. Joseph	66	43	23			1													
	9	3/9/1989		qtr	1		Lahainaluna (4)	58	39	19				1												
	10	3/10/1989		semi		1	Radford (1)	42	43	-1						1										
	11	3/11/1989		3rd		1	Honokaa	71	76	-5		4														1
4	12	3/7/1990		1	1		Castle	55	52	3			1													
	13	3/8/1990		qtr	1		Hilo (3)	59	52	7				1												
	14	3/9/1990		semi		1	Maui	41	51	-10						1										
	15	3/10/1990		3rd		1	Baldwin	56	60	-4		4														1
5	16	3/10/1994	2	qtr	1		Moanalua	62	50	12				1												
	17	3/11/1994		semi	1		Baldwin (3)	63	37	26						1										
	18	3/12/1994		final	1		Kamehameha	53	52	1		1														
6	19	2/28/1996		1	1		Konawaena	49	36	13			1													
	20	2/29/1996		qtr	1		Baldwin (4)	38	32	6				1												
	21	3/1/1996		semi		1	Kalaheo (1)	32	40	-8						1										
	22	3/2/1996		3rd		1	St. Louis	52	57	-5		4														1
7	23	2/20/1997	1	qtr	1		Aiea	50	46	4				1												
	24	2/21/1997		semi	1		Hilo (4)	64	48	16						1										
	25	2/22/1997		final		1	Moanalua	57	58	-1		2								1						
8	26	2/19/1998	1	qtr	1		Kaimuki	67	43	24				1												
	27	2/20/1998		semi	1		Maui (4)	66	45	21						1										
	28	2/21/1998		final	1		Kalaheo (2)	62	59	3	2	1							1							
9	29	2/17/1999		1		1	Castle	28	37	-9				1												
	30	2/18/1999		cons	1		Kohala	63	56	7	1										1					
	31	2/20/1999		cons		1	Waianae	34	43	-9		-										1				
10	32	2/22/2000		1	1		Mililani	57	33	24			1													
	33	2/23/2000		qtr		1	Hilo (1)	41	61	-20						1										
	34	2/24/2000		5 semi		1	Radford	57	59	-2		-													1	
11	35	2/22/2001	2	qtr	1		Leilehua	65	63	2	1			1												
	36	2/23/2001		semi	1		Honokaa (3)	49	47	2						1										
	37	2/24/2001		final		1	Kalaheo (1)	60	68	-8		2								1						
12	38	2/21/2002	1	qtr	1		Castle	70	57	13				1												
	39	2/22/2002		semi	1		Mililani	62	51	11						1										
	40	2/23/2002		final	1		Kalaheo	58	57	1		1								1						



# Iolani

App	Game	Date	Seed	Round	W	L	Opponent	PF	PA	Pt Diff	OT	Finish	1st Rd		Qtrs		Semi		Final		Consol		5th Pl Cons		3rd Pl Cons	
													W	L	W	L	W	L	W	L	W	L	W	L	W	L
	81	2/15/2017		qtr	1		Waiakea (4)	70	37	33						1										
	82	2/16/2017		semi		1	Kahuku (1)	48	51	-3	1						1									
	83	2/17/2017		3rd		1	Lahainaluna	58	60	-2		4														1
26	84	2/18/2019		1	1		Hilo	72	45	27			1													
	85	2/21/2019		qtr	1		Moanalua (2)	52	47	5	1					1										
	86	2/22/2019		semi		1	Punahou	42	48	-6							1									
	87	2/23/2019		3rd	1		Kailua	48	46	2		3														1
27	88	2/21/2022		1	1		Roosevelt	59	35	24			1													
	89	2/24/2022		qtr	1		Hilo (3)	57	21	36						1										
	90	2/25/2022		semi		1	Mililani (2)	39	45	-6							1									
	91	2/26/2022		3rd	1		Baldwin	68	50	18		3														1
										0																
<b>TOTAL</b>					<b>68</b>	<b>23</b>		<b>5126</b>	<b>4290</b>	<b>836</b>			<b>11</b>	<b>1</b>	<b>22</b>	<b>4</b>	<b>15</b>	<b>7</b>	<b>11</b>	<b>4</b>	<b>1</b>	<b>1</b>	<b>5</b>	<b>2</b>	<b>3</b>	<b>4</b>





# Kahuku

App	Game	Date	Seed	Round	W	L	Opponent	PF	PA	Pt Diff	OT	Finish	1st Rd		Qtrs		Semi		Final		Consol		5th PI Cons		3rd PI Cons	
													W	L	W	L	W	L	W	L	W	L	W	L	W	L
	81	2/27/2015		semi		1	Kalaheo	35	36	-1							1									
	82	2/28/2015		3rd		1	Campbell	59	63	-4		4														1
27	83	2/17/2016		1	1		Konawaena	72	40	32			1													
	84	2/18/2016		qtr	1		Kalaheo (2)	72	52	20					1											
	85	2/19/2016		semi		1	Punahou	50	52	-2	1						1									
	86	2/20/2016		3rd	1		Kaiser	64	58	6		3														1
28	87	2/15/2017	1	qtr	1		Kalaheo	87	45	42					1											
	88	2/16/2017		semi	1		Iolani	51	48	3	1					1										
	89	2/17/2017		final	1		Punahou (2)	70	55	15		1						1								
29	90	2/12/2018		1	1		Kailua	54	36	18			1													
	91	2/14/2018		qtr	1		KS Hawaii (4)	62	37	25					1											
	92	2/15/2018		semi	1		Maryknoll (1)	49	43	6						1										
	93	2/16/2018		final		1	Punahou	37	64	-27		2							1							
30	94	2/18/2019		1		1	Punahou	46	64	-18		-		1												
31	95	2/17/2020		1	1		Kaiser	56	37	19			1													
	96	2/19/2020		qtr	1		Baldwin (4)	64	53	11					1											
	97	2/20/2020		semi		1	KS-Kapalama (1)	39	48	-9							1									
	98	2/21/2020		3rd	1		Damien	50	49	1		3														1
32	99	2/21/2022		1	1		KS-Hawaii	62	37	25			1													
	100	2/24/2022		qtr		1	Saint Louis (1)	36	63	-27						1							1			
	101	2/25/2022		5 semi	1		Kailua	52	36	16														1		
	102	2/26/2022		5th		1	Maryknoll	47	49	-2		6												1		
33	103	2/6/2023		1	1		Konawaena	52	35	17			1													
	104	2/8/2023		qtr		1	Campbell (2)	40	43	-3					1											
	105	2/9/2023		5 semi	1		KS-Maui	51	44	7	1												1			
	106	2/10/2023		5th	1		Kailua	48	47	1		5											1			
										0																
		<b>TOTAL</b>			<b>62</b>	<b>44</b>		<b>5974</b>	<b>5738</b>	<b>236</b>			<b>14</b>	<b>6</b>	<b>13</b>	<b>14</b>	<b>5</b>	<b>8</b>	<b>1</b>	<b>4</b>	<b>7</b>	<b>1</b>	<b>17</b>	<b>8</b>	<b>5</b>	<b>3</b>



# Kailua

App	Game	Date	Seed	Round	W	L	Opponent	PF	PA	Pt Diff	OT	Finish	1st Rd		Qtrs		Semi		Final		Consol		5th Pl		3rd Pl		
													W	L	W	L	W	L	W	L	W	L	W	L	W	L	
1	1	3/3/1960		qtr		1	St. Louis (2)	43	62	-19																	
	2	3/4/1960		5 semi		1	Waimea	55	59	-4		-															
2	3	3/9/1961		qtr		1	St. Anthony	49	50	-1																	
	4	3/10/1961		5 semi		1	Molokai	56	43	13																	
	5	3/11/1961		5th		1	Waimea	44	41	3		5															
3	6	3/4/1965		qtr		1	St. Louis (2)	56	50	6																	
	7	3/5/1965		semi		1	St. Joseph (3)	48	46	2																	
	8	3/6/1965		final		1	Kamehameha (1)	49	55	-6		2															
4	9	3/7/1968	4	qtr		1	Lanai	50	32	18																	
	10	3/8/1968		semi		1	St. Louis (1)	39	63	-24																	
	11	3/9/1968		3rd		1	Kahuku	51	61	-10		4															
5	12	3/2/1972	4	qtr		1	Waimea	69	54	15																	
	13	3/3/1972		semi		1	Punahou (2)	75	61	14																	
	14	3/4/1972		final		1	St. Louis (3)	63	44	19		1															
6	15	3/7/1974	4	qtr		1	Damien	54	53	1																	
	16	3/8/1974		semi		1	Farrington (2)	56	46	10																	
	17	3/9/1974		final		1	Punahou (1)	56	73	-17		2															
7	18	3/6/1975	1	qtr		1	Kapaa	68	59	9																	
	19	3/7/1975		semi		1	Kalani	51	45	6																	
	20	3/8/1975		final		1	Punahou (2)	70	77	-7		2															
8	21	3/12/1981		qtr		1	Maryknoll (2)	38	43	-5	2																
	22	3/13/1981		5 semi		1	Hilo	45	43	2																	
	23	3/14/1981		5th		1	Kapaa	54	41	13		5															
9	24	3/11/1982	1	qtr		1	Kapaa	59	34	25																	
	25	3/12/1982		semi		1	University (4)	44	41	3	2																
	26	3/13/1982		final		1	Maryknoll (2)	47	42	5		1															
10	27	3/6/1991		1		1	Kapaa	65	48	17																	
	28	3/7/1991		qtr		1	Kamehameha (3)	51	60	-9																	
	29	3/8/1991		5 semi		1	Kahuku	69	51	18																	
	30	3/9/1991		5th		1	Roosevelt	41	53	-12		6															
11	31	2/17/2016		1		1	Kaiser	35	41	-6																	
	32	2/18/2016		cons		1	McKinley	33	58	-25		-															
12	33	2/13/2017		1		1	Konawaena	55	68	-13		-															
13	34	2/12/2018		1		1	Kahuku	36	54	-18		-															
14	35	2/18/2019		1		1	Kalaheo	68	40	28																	
	36	2/21/2019		qtr		1	Waiakea (4)	52	48	4																	
	37	2/22/2019		semi		1	Maryknoll (1)	29	47	-18																	
	38	2/23/2019		3rd		1	Iolani	46	49	-3		4															
15	39	2/21/2022		1		1	Kapolei	53	33	20																	
	40	2/24/2022		qtr		1	Baldwin (4)	57	60	-3																	
	41	2/25/2022		5 semi		1	Kahuku	36	52	-16		-															
16	42	2/6/2023		1		1	Lahainaluna	82	53	29																	
	43	2/8/2023		qtr		1	Saint Louis (1)	48	51	-3																	
	44	2/9/2023		5 semi		1	KS-Hawaii	62	58	4																	
	45	2/10/2023		5th		1	Kahuku	47	48	-1		6															
												0															
		<b>TOTAL</b>				<b>24</b>	<b>21</b>			<b>2354</b>	<b>2290</b>	<b>64</b>		<b>4</b>	<b>3</b>	<b>7</b>	<b>6</b>	<b>5</b>	<b>2</b>	<b>2</b>	<b>3</b>	<b>0</b>	<b>1</b>	<b>6</b>	<b>4</b>	<b>0</b>	<b>2</b>



# Kaimuki

App	Game	Date	Seed	Round	W	L	Opponent	PF	PA	Pt Diff	OT	Finish	1st Rd		Qtrs		Semi		Final		Consol		5th Pl		3rd Pl	
													W	L	W	L	W	L	W	L	W	L	W	L	W	L
	41	2/23/2006		semi	1		Kamehameha	46	41	5	1															
	42	2/24/2006		final		1	Iolani (1)	41	54	-13		2							1							
16	43	2/21/2007	2	qtr	1		St. Louis	53	51	2					1											
	44	2/22/2007		semi	1		KS Hawaii (3)	54	44	10						1										
	45	2/23/2007		final	1		Punahou (1)	61	53	8		1														
17	46	3/4/2009		1	1		Keaau	76	60	16			1													
	47	3/5/2009		qtr	1		Baldwin (4)	64	51	13					1											
	48	3/6/2009		semi		1	KS Kapalama (1)	57	63	-6	3						1									
	49	3/7/2009		3rd		1	Iolani	50	53	-3		4														1
										0																
		<b>TOTAL</b>			<b>25</b>	<b>24</b>		<b>2589</b>	<b>2614</b>	<b>-25</b>			<b>6</b>	<b>6</b>	<b>8</b>	<b>3</b>	<b>3</b>	<b>5</b>	<b>2</b>	<b>1</b>	<b>3</b>	<b>5</b>	<b>0</b>	<b>3</b>	<b>3</b>	<b>1</b>

# Kaiser

App	Game	Date	Seed	Round	W	L	Opponent	PF	PA	Pt Diff	OT	Finish	1st Rd		Qtrs		Semi		Final		Consol		5th Pl		3rd Pl	
													W	L	W	L	W	L	W	L	W	L	W	L	W	L
1	1	3/8/1979		qtr		1	Baldwin (4)	57	63	-6																
	2	3/9/1979		5 semi	1		Kapaa	75	49	26													1			
	3	3/10/1979		5th		1	University	68	78	-10		6												1		
2	4	3/11/1982		qtr		1	University (4)	43	65	-22																
	5	3/12/1982		5 semi	1		Kapaa	75	57	18														1		
	6	3/13/1982		5th	1		Waiakea	59	42	17		5												1		
3	7	2/28/1996		1	1		Kauai	45	35	10			1													
	8	2/29/1996		qtr		1	Kalaheo (1)	41	44	-3																
	9	3/1/1996		5 semi	1		Baldwin	33	32	1																
	10	3/2/1996		5th		1	Hilo	58	59	-1		6														
4	11	2/19/1997		1		1	Waiakea	37	40	-3				1												
	12	2/21/1997		cons		1	Punahou	41	73	-32		-									1					
5	13	2/17/2016		1	1		Kailua	41	35	6			1													
	14	2/18/2016		qtr	1		Waiakea (4)	77	61	16					1											
	15	2/19/2016		semi		1	Iolani (1)	42	61	-19						1										
	16	2/20/2016		3rd		1	Kahuku	58	64	-6		4														1
6	17	2/17/2020		1		1	Kahuku	37	56	-19		-		1												
										0																
		<b>TOTAL</b>			<b>7</b>	<b>10</b>		<b>887</b>	<b>914</b>	<b>-27</b>			<b>2</b>	<b>2</b>	<b>1</b>	<b>3</b>	<b>0</b>	<b>1</b>	<b>0</b>	<b>0</b>	<b>0</b>	<b>1</b>	<b>4</b>	<b>2</b>	<b>0</b>	<b>1</b>





# Kalaheo

App	Game	Date	Seed	Round	W	L	Opponent	PF	PA	Pt Diff	OT	Finish	1st Rd		Qtrs		Semi		Final		Consol		5th PI		3rd PI	
													W	L	W	L	W	L	W	L	W	L	W	L	W	L
	81	2/22/2007		semi		1	Punahou (1)	53	66	-13																
	82	2/23/2007		3rd	1		KS Hawaii	82	71	11		3														1
27	83	2/20/2008		1		1	KS Hawaii	49	55	-6				1												
	84	2/21/2008		cons		1	Campbell	74	75	-1		-									1					
28	85	3/4/2009		1	1		Radford	63	36	27			1													
	86	3/5/2009		qtr		1	KS Kapalama (1)	36	67	-31						1										
	87	3/6/2009		5 semi	1		Baldwin	62	58	4												1				
	88	3/7/2009		5th		1	Punahou	28	51	-23		6														1
29	89	2/21/2013	2	qtr	1		Mililani	56	32	24					1											
	90	2/22/2013		semi	1		Punahou	55	48	7	1					1										
	91	2/23/2013		final	1		Maryknoll (1)	60	54	6	1	1						1								
30	92	2/19/2014		1		1	Lahainaluna	27	57	-30				1												
	93	2/20/2014		cons	1		Leilehua	41	38	3											1					
	94	2/21/2014		cons		1	Waiakea	32	54	-22		-										1				
31	95	2/25/2015		1	1		Maui	77	65	12			1													
	96	2/26/2015		qtr	1		Punahou (1)	64	48	16					1											
	97	2/27/2015		semi	1		Kahuku	36	35	1						1										
	98	2/28/2015		final	1		Iolani	53	45	8		1						1								
32	99	2/18/2016	2	qtr		1	Kahuku	52	72	-20						1										
	100	2/19/2016		5 semi	1		Lahainaluna	58	51	7												1				
	101	2/20/2016		5th	1		Baldwin	59	50	9	2	5										1				
33	102	2/13/2017		1	1		Maui	83	51	32				1												
	103	2/15/2017		qtr		1	Kahuku (1)	45	87	-42						1										
	104	2/16/2017		5 semi	1		Waiakea	72	70	2												1				
	105	2/17/2017		5th	1		Leilehua	50	43	7		5										1				
34	106	2/14/2018	2	qtr		1	Moanalua	50	52	-2						1										
	107	2/15/2018		5 semi		1	Lahainaluna	50	61	-11		-														1
35	108	2/18/2019		1		1	Kailua	40	68	-28		-														
36	109	2/17/2020		1		1	Maryknoll	41	49	-8	1	-														
										0																
<b>TOTAL</b>					<b>70</b>	<b>39</b>		<b>6039</b>	<b>5586</b>	<b>453</b>			<b>11</b>	<b>5</b>	<b>18</b>	<b>13</b>	<b>11</b>	<b>7</b>	<b>5</b>	<b>6</b>	<b>1</b>	<b>2</b>	<b>18</b>	<b>5</b>	<b>6</b>	<b>1</b>

# Kalani

App	Game	Date	Seed	Round		Opponent	PF	PA	Pt Diff	OT	Finish	1st Rd		Qtrs		Semi		Final		Consol		5th PI Cons		3rd PI Cons		
				W	L							W	L	W	L	W	L	W	L	W	L	W	L			
1	1	3/6/1975		qtr	1	Iolani (3)	56	50	6																	
	2	3/7/1975		semi	1	Kailua (1)	45	51	-6							1										
	3	3/8/1975		3rd	1	Hilo	47	58	-11		4													1		
2	4	3/9/1978		qtr	1	Punahou (2)	47	57	-10				1													
	5	3/10/1978		5 semi	1	Kalaheo	38	61	-23		-											1				
3	6	2/17/1999		1	1	Lahainaluna	70	58	12			1														
	7	2/18/1999		qtr	1	Waiakea (3)	75	85	-10				1													
	8	2/19/1999		5 semi	1	Kapaa	62	57	5													1				
	9	2/20/1999		5th	1	Maui	61	62	-1		6											1				
									0																	
		<b>TOTAL</b>			<b>3</b>	<b>6</b>		<b>501</b>	<b>539</b>	<b>-38</b>			<b>1</b>	<b>0</b>	<b>1</b>	<b>2</b>	<b>0</b>	<b>1</b>	<b>0</b>	<b>0</b>	<b>0</b>	<b>0</b>	<b>1</b>	<b>2</b>	<b>0</b>	<b>1</b>



# KS Hawaii

App	Game	Date	Seed	Round	W	L	Opponent	PF	PA	Pt Diff	OT	Finish	1st Rd		Qtrs		Semi		Final		Consol		5th PI Cons		3rd PI Cons	
													W	L	W	L	W	L	W	L	W	L	W	L	W	L
1	1	2/22/2006	3	qtr		1	KS Kapalama	45	49	-4																
	2	2/23/2006		5 semi	1		Campbell	59	54	5												1				
	3	2/24/2006		5th		1	Kalaheo	34	54	-20		6											1			
2	4	2/21/2007	3	qtr	1		Iolani	57	54	3				1												
	5	2/22/2007		semi		1	Kaimuki (2)	44	54	-10						1										
	6	2/23/2007		3rd		1	Kalaheo	71	82	-11		4														1
3	7	2/20/2008		1	1		Kalaheo	55	49	6			1													
	8	2/21/2008		qtr	1		KS Maui (4)	52	38	14				1												
	9	2/22/2008		semi	1		Moanalua	51	45	6					1											
	10	2/23/2008		final		1	Punahou	38	41	-3		2						1								
4	11	2/18/2011	3	qtr		1	KS Kapalama	51	80	-29					1											
	12	2/19/2011		5 semi		1	Moanalua	47	62	-15												1				
5	13	2/23/2012	3	qtr	1		AOP	39	37	2	1			1												
	14	2/24/2012		semi		1	Kahuku (2)	50	57	-7						1										
	15	2/25/2012		3rd		1	Baldwin	49	53	-4		4														1
6	16	2/20/2013		1		1	Mililani	68	84	-16			1													
	17	2/21/2013		cons		1	Farrington	56	57	-1		-									1					
7	18	2/25/2015		1		1	Campbell	34	42	-8			1													
	19	2/26/2015		cons		1	Leilehua	35	39	-4		-									1					
8	20	2/14/2018	4	qtr		1	Kahuku	37	62	-25					1											
	21	2/15/2018		5 semi		1	Kapolei	54	57	-3		-										1				
9	22	2/19/2020	3	qtr		1	Maryknoll	32	61	-29					1											
	23	2/20/2020		5 semi		1	Moanalua	61	73	-12		-										1				
10	24	2/21/2022		1		1	Kahuku	37	62	-25		-		1												
11	24	2/8/2023	4	qtr		1	Moanalua	49	54	-5					1											
	25	2/9/2023		5 semi		1	Kailua	58	62	-4		-										1				
										0																
		<b>TOTAL</b>			<b>6</b>	<b>20</b>		<b>1263</b>	<b>1462</b>	<b>-199</b>			<b>1</b>	<b>3</b>	<b>3</b>	<b>5</b>	<b>1</b>	<b>2</b>	<b>0</b>	<b>1</b>	<b>0</b>	<b>2</b>	<b>1</b>	<b>5</b>	<b>0</b>	<b>2</b>





# KS Kapalama (Kamehameha)

App	Game	Date	Seed	Round	W	L	Opponent	PF	PA	Pt Diff	OT	Finish	1st Rd		Qtrs		Semi		Final		Consol		5th Pl Cons		3rd Pl Cons	
													W	L	W	L	W	L	W	L	W	L	W	L	W	L
25	78	3/5/2009	1	qtr	1		Kalaheo	67	36	31					1											
	79	3/6/2009		semi	1		Kaimuki	63	57	6	3					1										
	80	3/7/2009		final	1		Kahuku (2)	47	45	2		1					1									
26	81	3/3/2010		1	1		Campbell	67	53	14			1													
	82	3/4/2010		qtr	1		Moanalua (2)	53	50	3					1											
	83	3/5/2010		semi	1		Punahou	47	43	4						1										
	84	3/6/2010		final		1	Iolani (1)	43	46	-3		2							1							
27	85	2/16/2011		1	1		Baldwin	86	38	48			1													
	86	2/17/2011		qtr	1		KS Hawaii (3)	80	51	29					1											
	87	2/18/2011		semi	1		AOP	68	54	14						1										
	88	2/19/2011		final	1		Iolani (1)	64	53	11		1					1									
28	89	2/22/2012		1		1	King Kekaulike	38	43	-5				1												
	90	2/23/2012		cons	1		Pearl City	56	49	7										1						
	91	2/24/2012		cons		1	Kapolei	46	50	-4		-									1					
29	92	2/19/2020	1	qtr	1		Leilehua	72	43	29					1											
	93	2/20/2020		semi	1		Kahuku	48	39	9						1										
	94	2/21/2020		final		1	Maryknoll	46	33	13		2						1								
										0																
		<b>TOTAL</b>			<b>68</b>	<b>29</b>		<b>5467</b>	<b>4818</b>	<b>649</b>			<b>14</b>	<b>3</b>	<b>21</b>	<b>5</b>	<b>15</b>	<b>6</b>	<b>7</b>	<b>8</b>	<b>1</b>	<b>2</b>	<b>7</b>	<b>2</b>	<b>3</b>	<b>3</b>

# KS Maui

App	Game	Date	Seed	Round	W	L	Opponent	PF	PA	Pt Diff	OT	Finish	1st Rd		Qtrs		Semi		Final		Consol		5th Pl Cons		3rd Pl Cons	
													W	L	W	L	W	L	W	L	W	L	W	L	W	L
1	1	2/23/2005		1		1	Campbell	42	63	-21			1													
	2	2/24/2005		cons		1	Kauai	35	70	-35		-									1					
2	3	2/21/2007	4	qtr		1	Kalaheo	39	68	-29					1											
	4	2/22/2007		5 semi		1	Moanalua	47	58	-11		-											1			
3	5	2/21/2008	4	qtr		1	KS Hawaii	38	52	-14					1											
	6	2/22/2008		5 semi		1	Iolani	60	81	-21		-												1		
4	7	3/3/2010		1		1	Punahou	45	59	-14			1													
	8	3/4/2010		cons	1		Campbell	63	54	9											1					
	9	3/5/2010		cons	1		Waiakea	53	43	10		cons									1					
5	10	2/12/2018		1		1	Kapolei	34	49	-15		-	1													
6	11	2/21/2022		1		1	Maryknoll	34	44	-10		-	1													
7	12	2/8/2023	3	qtr		1	Maryknoll	19	41	-22					1											
	13	2/9/2023		5 semi		1	Kahuku	44	51	-7		-												1		
										0																
<b>TOTAL</b>					<b>2</b>	<b>11</b>		<b>553</b>	<b>733</b>	<b>-180</b>			<b>0</b>	<b>4</b>	<b>0</b>	<b>3</b>	<b>0</b>	<b>0</b>	<b>0</b>	<b>0</b>	<b>2</b>	<b>1</b>	<b>0</b>	<b>3</b>	<b>0</b>	<b>0</b>



# Kapaa

App	Game	Date	Seed	Round	W	L	Opponent	PF	PA	Pt Diff	OT	Finish	1st Rd		Qtrs		Semi		Final		Consol		5th PI Cons		3rd PI Cons		
													W	L	W	L	W	L	W	L	W	L	W	L	W	L	W
	41	3/4/1993		cons		1	Waiakea	43	73	-30		-															
18	42	3/9/1994		1		1	Moanalua	34	40	-6			1														
	43	3/11/1994		cons		1	Konawaena	65	69	-4		-										1					
19	44	2/19/1997		1		1	Aiea	55	58	-3	1		1														
	45	2/20/1997		cons	1		Waipahu	52	40	12											1						
	46	2/22/1997		cons		1	Punahou	64	78	-14		-										1					
20	47	2/17/1999		1	1		Waianae	45	40	5			1														
	48	2/18/1999		qtr		1	Punahou (1)	31	69	-38					1												
	49	2/19/1999		5 semi		1	Kalani	57	62	-5		-											1				
21	50	2/21/2001		1		1	Leilehua	49	70	-21			1														
	51	2/23/2001		cons		1	Baldwin	45	59	-14		-										1					
										0																	
		<b>TOTAL</b>			<b>11</b>	<b>40</b>		<b>2481</b>	<b>3156</b>	<b>-675</b>			<b>1</b>	<b>10</b>	<b>0</b>	<b>11</b>	<b>0</b>	<b>0</b>	<b>0</b>	<b>0</b>	<b>0</b>	<b>5</b>	<b>9</b>	<b>5</b>	<b>10</b>	<b>0</b>	<b>0</b>

# Kapolei

App	Game	Date	Seed	Round	W	L	Opponent	PF	PA	Pt Diff	OT	Finish	1st Rd		Qtrs		Semi		Final		Consol		5th PI Cons		3rd PI Cons	
													W	L	W	L	W	L	W	L	W	L	W	L	W	L
1	1	2/22/2012		1		1	Leilehua	43	61	-18																
	2	2/23/2012		cons	1		Moanalua	83	51	32											1					
	3	2/24/2012		cons	1		KS Kapalama	50	46	4		cons									1					
2	4	2/20/2013		1		1	Baldwin	43	57	-14			1													
	5	2/21/2013		cons		1	Moanalua	55	67	-12		-									1					
3	6	2/13/2017		1		1	Leilehua	49	51	-2	1	-		1												
4	7	2/12/2018		1	1		KS Maui	49	34	15			1													
	8	2/14/2018		qtr		1	Maryknoll (1)	42	57	-15						1										
	9	2/15/2018		5 semi	1		KS Hawaii	57	54	3													1			
	10	2/16/2018		5th		1	Lahainaluna	55	57	-2		6												1		
5	11	2/18/2019		1	1		Baldwin	49	41	8	1		1													
	12	2/21/2019		qtr		1	Maryknoll (1)	30	51	-21						1										
	13	2/22/2019		5 semi	1		Waiakea	62	37	25													1			
	14	2/23/2019		5th	1		Moanalua	57	50	7		5											1			
6	15	2/21/2022		1		1	Kailua	33	53	-20		-		1												
										0																
		<b>TOTAL</b>			<b>7</b>	<b>8</b>		<b>757</b>	<b>767</b>	<b>-10</b>			<b>2</b>	<b>4</b>	<b>0</b>	<b>2</b>	<b>0</b>	<b>0</b>	<b>0</b>	<b>0</b>	<b>2</b>	<b>1</b>	<b>3</b>	<b>1</b>	<b>0</b>	<b>0</b>



# Kauai

App	Game	Date	Seed	Round	W	L	Opponent	PF	PA	Pt Diff	OT	Finish	1st Rd		Qtrs		Semi		Final		Consol		5th Pl		3rd Pl	
													W	L	W	L	W	L	W	L	W	L	W	L	W	L
1	1	3/5/1964		qtr		1	Kamehameha (2)	50	75	-25																
	2	3/6/1964		5 semi		1	Baldwin	55	60	-5		-												1		
2	3	3/4/1965		qtr		1	St. Joseph (3)	40	65	-25																
	4	3/5/1965		5 semi		1	St. Louis	35	76	-41		-												1		
3	5	3/3/1966		qtr		1	Kamehameha (2)	50	62	-12																
	6	3/4/1966		5 semi		1	Kahuku	64	80	-16		-													1	
4	7	3/2/1967		qtr		1	Kahuku (3)	35	55	-20																
	8	3/3/1967		5 semi	1		Maui	51	46	5													1			
	9	3/4/1967		5th		1	St. Anthony	52	59	-7		6												1		
5	10	3/7/1968		qtr		1	Kahuku (3)	41	48	-7																
	11	3/8/1968		5 semi	1		St. Anthony	53	51	2													1			
	12	3/6/1968		5th		1	Hilo	38	57	-19		6												1		
6	13	3/7/1990		1		1	Radford	53	73	-20			1													
	14	3/8/1990		cons		1	Waiakea	44	60	-16		-									1					
7	15	3/1/1995		1		1	Roosevelt	62	66	-4	2		1													
	16	3/3/1995		cons		1	Aiea	64	74	-10		-									1					
8	17	2/28/1996		1		1	Kaiser	35	45	-10			1													
	18	2/29/1996		cons		1	Konawaena	56	63	-7		-									1					
9	19	2/22/2000		1		1	Radford	40	55	-15			1													
	20	2/24/2000		cons		1	Mililani	60	71	-11		-									1					
10	21	2/23/2005		1		1	Kalaheo	53	66	-13			1													
	22	2/24/2005		cons	1		KS Maui	70	35	35											1					
	23	2/26/2005		cons	1		Waiakea	56	46	10		cons									1					
										0																
		<b>TOTAL</b>			<b>4</b>	<b>19</b>		<b>1157</b>	<b>1388</b>	<b>-231</b>			<b>0</b>	<b>5</b>	<b>0</b>	<b>5</b>	<b>0</b>	<b>0</b>	<b>0</b>	<b>0</b>	<b>2</b>	<b>4</b>	<b>2</b>	<b>5</b>	<b>0</b>	<b>0</b>

# Keaau

App	Game	Date	Seed	Round	W	L	Opponent	PF	PA	Pt Diff	OT	Finish	1st Rd		Qtrs		Semi		Final		Consol		5th PI Cons		3rd PI Cons	
													W	L	W	L	W	L	W	L	W	L	W	L	W	L
1	1	2/27/2003	3	qtr		1	St. Louis	36	73	-37																
	2	2/28/2003		5 semi		1	Leilehua	41	44	-3		-											1			
2	3	3/4/2009		1		1	Kaimuki	60	76	-16			1													
	4	3/5/2009		cons		1	Radford	53	56	-3	1	-									1					
										0																
		<b>TOTAL</b>			<b>0</b>	<b>4</b>		<b>190</b>	<b>249</b>	<b>-59</b>			<b>0</b>	<b>1</b>	<b>0</b>	<b>1</b>	<b>0</b>	<b>0</b>	<b>0</b>	<b>0</b>	<b>0</b>	<b>1</b>	<b>0</b>	<b>1</b>	<b>0</b>	<b>0</b>

# Kealakehe

App	Game	Date	Seed	Round	W	L	Opponent	PF	PA	Pt Diff	OT	Finish	1st Rd		Qtrs		Semi		Final		Consol		5th Pl		3rd Pl			
													W	L	W	L	W	L	W	L	W	L	W	L	W	L	W	L
1	1	2/20/2002		1		1	Kamehameha	28	30	-2																		
	2	2/22/2002		cons		1	Punahou	58	78	-20		-									1							
2	3	2/26/2004	4	qtr		1	Mililani	62	72	-10						1												
	4	2/27/2004		5 semi		1	Kaimuki	56	39	17													1					
	5	2/28/2004		5th		1	Kamehameha	55	59	-4	1	6												1				
										0																		
		<b>TOTAL</b>				<b>1</b>	<b>4</b>		<b>259</b>	<b>278</b>	<b>-19</b>			<b>0</b>	<b>1</b>	<b>0</b>	<b>1</b>	<b>0</b>	<b>0</b>	<b>0</b>	<b>0</b>	<b>0</b>	<b>1</b>	<b>1</b>	<b>1</b>	<b>1</b>	<b>0</b>	<b>0</b>

# King Kekaulike

App	Game	Date	Seed	Round		Opponent	PF	PA	Pt Diff	OT	Finish	1st Rd		Qtrs		Semi		Final		Consol		5th Pl Cons		3rd Pl Cons	
				W	L							W	L	W	L	W	L	W	L	W	L	W	L	W	L
1	1	2/22/2012		1	1	KS Kapalama	43	38	5			1													
	2	2/23/2012		qtr		Kahuku (2)	35	46	-11					1											
	3	2/24/2012		5 semi		AOP	45	60	-15		-											1			
2	4	2/21/2013	3	qtr		Punahou	32	56	-24					1											
	5	2/22/2013		5 semi	1	Mililani	67	50	17													1			
	6	2/23/2013		5th		Baldwin	35	50	-15		6											1			
									0																
		<b>TOTAL</b>			<b>2</b>	<b>4</b>		<b>257</b>	<b>300</b>	<b>-43</b>		<b>1</b>	<b>0</b>	<b>0</b>	<b>2</b>	<b>0</b>	<b>0</b>	<b>0</b>	<b>0</b>	<b>0</b>	<b>0</b>	<b>1</b>	<b>2</b>	<b>0</b>	<b>0</b>

# Kohala

App	Game	Date	Seed	Round	W	L	Opponent	PF	PA	Pt Diff	OT	Finish	1st Rd		Qtrs		Semi		Final		Consol		5th Pl		3rd Pl	
													W	L	W	L	W	L	W	L	W	L	W	L	W	L
1	1	3/8/1979		qtr	1		Waipahu (3)	57	56	1																
	2	3/9/1979		semi		1	Moanalua	49	66	-17							1									
	3	3/10/1979		3rd		1	Baldwin	63	68	-5		4														1
2	4	3/10/1983	3	qtr		1	Leilehua	63	65	-2	1					1										
	5	3/11/1983		5 semi		1	Kahuku	61	70	-9		-											1			
3	6	3/8/1984	3	qtr	1		Mililani	60	55	5						1										
	9	3/9/1984		semi		1	Maryknoll (2)	44	70	-26							1									
	10	3/10/1984		3rd		1	Kalaheo	51	61	-10		4														1
4	11	3/6/1991		1		1	Mililani	68	71	-3				1												
	12	3/7/1991		cons		1	Maryknoll	41	55	-14		-									1					
5	13	3/4/1992		1		1	Moanalua	56	60	-4				1												
	14	3/5/1992		cons	1		Kapaa	78	69	9											1					
	15	3/7/1992		cons		1	Baldwin	54	62	-8		-										1				
6	16	2/17/1999		1		1	St. Louis	49	60	-11				1												
	17	2/18/1999		cons		1	Iolani	56	63	-7	1	-										1				
										0																
		<b>TOTAL</b>			<b>3</b>	<b>12</b>		<b>850</b>	<b>951</b>	<b>-101</b>			<b>0</b>	<b>3</b>	<b>2</b>	<b>1</b>	<b>0</b>	<b>2</b>	<b>0</b>	<b>0</b>	<b>1</b>	<b>3</b>	<b>0</b>	<b>1</b>	<b>0</b>	<b>2</b>

# Konawaena

App	Game	Date	Seed	Round	W	L	Opponent	PF	PA	Pt Diff	OT	Finish	1st Rd		Qtrs		Semi		Final		Consol		5th PI Cons		3rd PI Cons	
													W	L	W	L	W	L	W	L	W	L	W	L	W	L
1	1	3/9/1994		1		1	Kaimuki	56	71	-15																
	2	3/11/1994		cons	1		Kapaa	69	65	4											1					
	3	3/12/1994		cons		1	Waipahu	60	61	-1		-										1				
2	4	2/28/1996		1		1	Iolani	36	49	-13				1												
	5	2/29/1996		cons	1		Kauai	63	56	7											1					
	6	3/2/1996		cons		1	Campbell	55	65	-10		-										1				
3	7	2/24/2005	4	qtr		1	Campbell	62	69	-7	1					1										
	8	2/25/2005		5 semi		1	Kalaheo	49	55	-6		-											1			
4	9	2/17/2007		playin		1	Saint Louis	42	63	-21		-		1												
5	10	2/21/2008	2	qtr	1		KS Kapalama	54	53	1					1											
	11	2/22/2008		semi		1	Punahou	35	61	-26							1									
	12	2/23/2008		3rd	1		Moanalua (forf.)	2	0	2		3													1	
6	13	2/21/2013	4	qtr	1		Pearl City	44	33	11					1											
	14	2/22/2013		semi		1	Maryknoll (1)	32	45	-13							1									
	15	2/23/2013		3rd		1	Punahou	41	67	-26		4														1
7	16	2/20/2014	4	qtr		1	Campbell	53	58	-5						1										
	17	2/21/2014		5 semi	1		Lahainaluna	69	49	20													1			
	18	2/22/2014		5th	1		Baldwin	52	51	1		5											1			
8	19	2/26/2015	4	qtr		1	Kahuku	45	57	-12						1										
	20	2/27/2015		5 semi		1	Punahou	40	83	-43		-												1		
9	21	2/17/2016		1		1	Kahuku	40	72	-32				1												
	22	2/18/2016		cons		1	Leilehua	31	39	-8		-										1				
10	23	2/13/2017		1	1		Kailua	68	55	13				1												
	24	2/15/2017		qtr		1	Punahou (2)	52	70	-18						1										
	25	2/16/2017		5 semi		1	Leilehua	49	71	-22		-												1		
11	26	2/12/2018		1		1	Moanalua	52	62	-10		-		1												
12	27	2/6/2023		1		1	Kahuku	35	52	-17		-		1												
										0																
<b>TOTAL</b>					<b>8</b>	<b>19</b>		<b>1286</b>	<b>1532</b>	<b>-246</b>			<b>1</b>	<b>6</b>	<b>2</b>	<b>4</b>	<b>0</b>	<b>2</b>	<b>0</b>	<b>0</b>	<b>2</b>	<b>3</b>	<b>2</b>	<b>3</b>	<b>1</b>	<b>1</b>



# Lahainaluna

App	Game	Date	Seed	Round	W	L	Opponent	PF	PA	Pt Diff	OT	Finish	1st Rd		Qtrs		Semi		Final		Consol		5th PI Cons		3rd PI Cons	
													W	L	W	L	W	L	W	L	W	L	W	L	W	L
	41	2/20/2014		qtr		1	Iolani (1)	32	54	-22																
	42	2/21/2014		5 semi		1	Konawaena	49	69	-20		-											1			
20	43	2/26/2015	3	qtr		1	Iolani	34	44	-10																
	44	2/27/2015		5 semi	1		Farrington	63	54	9												1				
	45	2/28/2015		5th	1		Punahou	59	54	5		5										1				
21	46	2/17/2016	3	qtr		1	Punahou	47	57	-10																
	47	2/18/2016		5 semi		1	Kalaheo	51	58	-7		-											1			
22	48	2/15/2017	3	qtr	1		Leilehua	44	32	12					1											
	49	2/16/2017		semi		1	Punahou (2)	47	54	-7						1										
	50	2/17/2017		3rd	1		Iolani	60	58	2		3													1	
23	51	2/14/2018	3	qtr		1	Punahou	40	50	-10																
	52	2/15/2018		5 semi	1		Kalaheo	61	50	11												1				
	53	2/16/2018		5th	1		Kapolei	57	55	2		5										1				
24	54	2/21/2019	3	qtr		1	Punahou	54	74	-20																
	55	2/22/2019		5 semi		1	Moanalua	52	58	-6		-											1			
25	56	2/17/2020		1		1	Damien	49	58	-9		-														
26	57	2/6/2023		1		1	Kailua	53	82	-29		-														
										0																
		<b>TOTAL</b>			<b>13</b>	<b>44</b>		<b>2903</b>	<b>3329</b>	<b>-426</b>			<b>2</b>	<b>7</b>	<b>2</b>	<b>17</b>	<b>0</b>	<b>2</b>	<b>0</b>	<b>0</b>	<b>2</b>	<b>4</b>	<b>6</b>	<b>14</b>	<b>1</b>	<b>0</b>



# Lanai

App	Game	Date	Seed	Round	W	L	Opponent	PF	PA	Pt Diff	OT	Finish	1st Rd		Qtrs		Semi		Final		Consol		5th Pl		3rd Pl		
													W	L	W	L	W	L	W	L	W	L	W	L	W	L	
1	1	2/28/1957		qtr		1	Kaimuki	32	52	-20																	
	2	3/1/1957		5 semi	1		Waialua	48	43	5												1					
	3	3/2/1957		5th		1	Kapaa	46	48	-2		6												1			
2	4	3/7/1968		qtr		1	Kailua (4)	32	50	-18						1											
	5	3/8/1968		5 semi		1	Hilo	29	61	-32		-															
3	6	3/6/1969		qtr		1	Hilo (2)	27	59	-32						1											
	7	3/7/1969		5 semi		1	St. Anthony	43	55	-12		-															
4	8	3/5/1970		qtr		1	Farrington (1)	30	41	-11						1											
	9	3/6/1970		5 semi		1	St. Anthony	44	47	-3		-															
5	10	3/7/1984		1		1	Mililani	62	83	-21				1													
	11	3/9/1984		cons		1	Waimea	65	75	-10		-										1					
										0																	
<b>TOTAL</b>						<b>1</b>	<b>10</b>		<b>458</b>	<b>614</b>	<b>-156</b>			<b>0</b>	<b>1</b>	<b>0</b>	<b>4</b>	<b>0</b>	<b>0</b>	<b>0</b>	<b>0</b>	<b>0</b>	<b>1</b>	<b>1</b>	<b>4</b>	<b>0</b>	<b>0</b>

# Laupahoehoe

App	Game	Date	Seed	Round	W	L	Opponent	PF	PA	Pt Diff	OT	Finish	1st Rd		Qtrs		Semi		Final		Consol		5th Pl Cons		3rd Pl Cons	
													W	L	W	L	W	L	W	L	W	L	W	L	W	L
1	1	3/3/1960	3	qtr	1		Waimea	42	40	2					1											
2	2	3/4/1960		semi		1	Saint Louis (2)	34	41	-7						1										
3	3	3/5/1960		3rd	1		Baldwin	42	41	1		3													1	
										0																
		<b>TOTAL</b>			<b>2</b>	<b>1</b>		<b>118</b>	<b>122</b>	<b>-4</b>			<b>0</b>	<b>0</b>	<b>1</b>	<b>0</b>	<b>0</b>	<b>1</b>	<b>0</b>	<b>0</b>	<b>0</b>	<b>0</b>	<b>0</b>	<b>0</b>	<b>1</b>	<b>0</b>



# Leilehua

App	Game	Date	Seed	Round	W	L	Opponent	PF	PA	Pt Diff	OT	Finish	1st Rd		Qtrs		Semi		Final		Consol		5th PI Cons		3rd PI Cons	
													W	L	W	L	W	L	W	L	W	L	W	L	W	L
	43	2/16/2017		5 semi	1		Konawaena	71	49	22												1				
	44	2/17/2017		5th		1	Kalaheo	43	50	-7		6											1			
15	45	2/17/2020		1	1		Waiakea	82	53	29			1													
	46	2/19/2020		qtr		1	KS-Kapalama (1)	43	72	-29					1											
	47	2/20/2020		5 semi		1	Baldwin	54	73	-19		-											1			
16	48	2/6/2023		1		1	Maryknoll	37	56	-19		-		1												
										0																
		<b>TOTAL</b>			<b>24</b>	<b>24</b>		<b>2533</b>	<b>2529</b>	<b>4</b>			<b>6</b>	<b>5</b>	<b>2</b>	<b>9</b>	<b>2</b>	<b>0</b>	<b>1</b>	<b>1</b>	<b>4</b>	<b>3</b>	<b>9</b>	<b>6</b>	<b>0</b>	<b>0</b>



# Maui

App	Game	Date	Seed	Round	W	L	Opponent	PF	PA	Pt Diff	OT	Finish	1st Rd		Qtrs			Semi		Final		Consol		5th Pl Cons		3rd Pl Cons			
													W	L	W	L	W	L	W	L	W	L	W	L	W	L	W	L	
1	1	3/4/1965		qtr		1	Hilo (4)	47	72	-25																			
	2	3/5/1965		5 semi	1		Radford	50	45	5															1				
	3	3/6/1965		5th		1	St. Louis	59	76	-17		6														1			
2	4	3/2/1967		qtr		1	Hilo (2)	60	86	-26																			
	5	3/3/1967		5 semi		1	Kauai	46	51	-5		-															1		
3	6	3/10/1983	4	qtr		1	Iolani	40	72	-32																			
	7	3/11/1983		5 semi		1	St. Louis	33	52	-19		-															1		
4	8	3/8/1984	4	qtr	1		Waipahu	40	36	4					1														
	9	3/9/1984		semi	1		Kalaheo (1)	54	48	6							1												
	10	3/10/1984		final		1	Maryknoll (2)	44	55	-11		2							1										
5	11	3/7/1985	3	qtr		1	Radford	51	70	-19																			
	12	3/8/1985		5 semi		1	Waipahu	45	71	-26		-															1		
6	13	3/7/1990		1	1		Kamehameha	74	71	3			1																
	14	3/8/1990		qtr	1		Moanalua (2)	62	59	3	1																		
	15	3/9/1990		semi	1		Iolani	51	41	10								1											
	16	3/10/1990		final		1	Punahou (1)	58	68	-10		2								1									
7	17	2/19/1998	4	qtr	1		Moanalua	67	61	6																			
	18	2/20/1998		semi		1	Iolani (1)	45	66	-21																			
	19	2/21/1998		3rd		1	St. Louis	45	77	-32		4																1	
8	20	2/18/1999	4	qtr		1	St. Louis	47	53	-6																			
	21	2/19/1999		5 semi	1		Castle	59	43	16																	1		
	22	2/20/1999		5th	1		Kalani	62	61	1		5															1		
9	23	2/22/2001	4	qtr		1	St. Louis	32	39	-7																			
	24	2/23/2001		5 semi		1	Punahou	48	59	-11		-															1		
10	25	2/27/2003	2	qtr	1		Leilehua	68	49	19																			
	26	2/28/2003		semi		1	St. Louis	49	59	-10																			
	27	3/1/2003		3rd	1		Kamehameha	48	45	3		3																1	
11	28	2/26/2004	3	qtr		1	Punahou	55	74	-19																			
	29	2/27/2004		5 semi		1	Kamehameha	44	53	-9		-															1		
12	30	2/25/2015		1		1	Kalaheo	65	77	-12																			
	31	2/26/2015		cons		1	Moanalua	66	75	-9		-																	
13	32	2/13/2017		1		1	Kalaheo	51	83	-32		-																	
										0																			
<b>TOTAL</b>					<b>11</b>	<b>21</b>		<b>1665</b>	<b>1947</b>	<b>-282</b>			<b>1</b>	<b>2</b>	<b>4</b>	<b>7</b>	<b>2</b>	<b>2</b>	<b>0</b>	<b>2</b>	<b>0</b>	<b>1</b>	<b>3</b>	<b>6</b>	<b>1</b>	<b>1</b>			

# McKinley

App	Game	Date	Seed	Round		Opponent	PF	PA	Pt Diff	OT	Finish	1st Rd		Qtrs		Semi		Final		Consol		5th PI Cons		3rd PI Cons		
				W	L							W	L	W	L	W	L	W	L	W	L	W	L	W	L	
1	1	3/8/1989		1	1	Baldwin	69	42	27			1														
	2	3/9/1989		qtr	1	Kamehameha (3)	35	54	-19					1												
	3	3/10/1989		5 semi	1	Kalaheo	42	44	-2		-											1				
2	4	2/25/2004		1	1	Kamehameha	38	56	-18			1														
	5	2/27/2004		cons	1	Waiakea	66	65	1										1							
	6	2/28/2004		cons	1	Baldwin	55	57	-2	1	-									1						
3	7	2/17/2016		1	1	Baldwin	40	43	-3			1														
	8	2/18/2016		cons	1	Kailua	58	33	25											1						
	9	2/19/2016		cons	1	Leilehua	45	41	4		cons									1						
4	10	2/12/2018		1	1	Punahou	39	59	-20		-	1														
									0																	
<b>TOTAL</b>					<b>4</b>	<b>6</b>		<b>487</b>	<b>494</b>	<b>-7</b>		<b>1</b>	<b>3</b>	<b>0</b>	<b>1</b>	<b>0</b>	<b>0</b>	<b>0</b>	<b>0</b>	<b>0</b>	<b>3</b>	<b>1</b>	<b>0</b>	<b>1</b>	<b>0</b>	<b>0</b>





# Mililani

App	Game	Date	Seed	Round	W	L	Opponent	PF	PA	Pt Diff	OT	Finish	1st Rd		Qtrs		Semi		Final		Consol		5th Pl		3rd Pl	
													W	L	W	L	W	L	W	L	W	L	W	L	W	L
	41	2/20/2014		qtr		1	Farrington (2)	44	46	-2						1										
	42	2/21/2014		5 semi		1	Baldwin	54	63	-9		-											1			
15	43	2/24/2022	2	qtr	1		Maryknoll	49	43	6					1											
	44	2/25/2022		semi	1		Iolani	45	39	6						1										
	45	2/26/2022		final		1	Saint Louis (1)	34	57	-23		2							1							
16	46	2/6/2023		1		1	Moanalua	56	60	-4		-		1												
										0																
		<b>TOTAL</b>			<b>20</b>	<b>26</b>		<b>2570</b>	<b>2689</b>	<b>-119</b>			<b>8</b>	<b>6</b>	<b>3</b>	<b>7</b>	<b>1</b>	<b>2</b>	<b>0</b>	<b>1</b>	<b>6</b>	<b>2</b>	<b>2</b>	<b>6</b>	<b>0</b>	<b>2</b>





# Molokai

App	Game	Date	Seed	Round	W	L	Opponent	PF	PA	Pt Diff	OT	Finish	1st Rd		Qtrs		Semi		Final		Consol		5th Pl		3rd Pl	
													W	L	W	L	W	L	W	L	W	L	W	L	W	L
1	1	2/20/1958		qtr		1	St. Joseph (T1)	56	62	-6																
	2	2/21/1958		5 semi		1	Kahuku	55	57	-2	1	-												1		
2	3	2/26/1959		qtr		1	Kamehameha (1)	37	64	-27																
	4	2/27/1959		5 semi		1	Kahuku	38	49	-11		-												1		
3	5	3/3/1960		qtr		1	Baldwin (4)	38	49	-11																
	6	3/4/1960		5 semi	1		Hilo	50	48	2													1			
	7	3/5/1960		5th		1	Waimea	31	42	-11		6												1		
4	8	3/9/1961		qtr		1	Punahou	27	55	-28																
	9	3/10/1961		5 semi		1	Kailua	43	56	-13		-													1	
5	10	3/8/1962		qtr		1	Radford	31	69	-38																
	11	3/9/1962		5 semi		1	Honokaa	31	65	-34		-													1	
6	12	2/28/1963		qtr		1	Hilo (4)	27	52	-25																
	13	3/1/1963		5 semi		1	Radford	37	56	-19		-													1	
7	14	3/5/1964		qtr		1	St. Anthony (4)	40	62	-22																
	15	3/6/1964		5 semi		1	Kahuku	50	63	-13		-													1	
8	16	3/2/1967		qtr		1	Punahou (4)	36	68	-32																
	17	3/3/1967		5 semi		1	St. Anthony	48	66	-18		-													1	
9	18	3/9/1983		1		1	Leilehua	54	66	-12			1													
	19	3/11/1983		cons		1	Kapaa	47	49	-2		-														
10	20	3/10/1988	4	qtr	1		Kalaheo	74	59	15				1												
	21	3/11/1988		semi		1	University (1)	53	82	-29								1								
	22	3/12/1988		3rd		1	Kamehameha	67	68	-1		4														1
11	23	3/6/1991		1		1	Kahuku	55	70	-15			1													
	24	3/8/1991		cons		1	Kapaa	54	56	-2		-														
12	25	3/5/1992	4	qtr		1	Kaimuki	60	65	-5																
	26	3/6/1992		5 semi	1		Moanalua	70	66	4															1	
	27	3/7/1992		5th	1		Roosevelt	82	80	2		5												1		
13	28	3/4/1995		1		1	Moanalua	53	73	-20				1												
	29	3/2/1995		cons	1		Kaimuki	52	39	13												1				
	30	3/4/1995		cons		1	Aiea	50	58	-8		-														
										0																
										0																
										0																
										0																
										0																
										0																
										0																
										0																
										0																
										0																
										0																
										0																
										0																
										0																
										0																
										0																
										0																
										0																
										0																
										0																
										0																
										0																
										0																
										0																
										0																
										0																
										0																
										0																
										0																
										0																
										0																
										0																
										0																
										0																
										0																
										0																
										0																
										0																
										0																
										0																
										0																
										0																
										0																
										0																
										0																
										0																
										0																
										0																
										0																
										0																
										0																
										0																
										0																
										0																
										0																
										0																
										0																
										0																
										0																
										0																
										0																
										0																
										0																
										0																
										0																
										0																

# Nanakuli

App	Game	Date	Seed	Round	W	L	Opponent	PF	PA	Pt Diff	OT	Finish	1st Rd		Qtrs		Semi		Final		Consol		5th Pl Cons		3rd Pl Cons	
													W	L	W	L	W	L	W	L	W	L	W	L	W	L
1	1	3/10/1977		qtr		1	St. Louis (4)	52	58	-6						1										
	2	3/11/1977		5 semi		1	Kapaa	38	40	-2													1			
										0																
		<b>TOTAL</b>			<b>0</b>	<b>2</b>		<b>90</b>	<b>98</b>	<b>-8</b>			<b>0</b>	<b>0</b>	<b>0</b>	<b>1</b>	<b>0</b>	<b>0</b>	<b>0</b>	<b>0</b>	<b>0</b>	<b>0</b>	<b>0</b>	<b>1</b>	<b>0</b>	<b>0</b>

# Pearl City

App	Game	Date	Seed	Round	W	L	Opponent	PF	PA	Pt Diff	OT	Finish	1st Rd		Qtrs		Semi		Final		Consol		5th Pl		3rd Pl	
													W	L	W	L	W	L	W	L	W	L	W	L	W	L
1	1	3/11/1976		qtr	1		Hilo (4)	41	39	2	1															
	2	3/12/1976		semi		1	Maryknoll (2)	41	48	-7							1									
	3	3/13/1976		3rd		1	Kalaheo	51	61	-10		4														1
2	4	3/9/1983		1		1	Iolani	47	71	-24			1													
	5	3/10/1983		cons	1		Waiakea	60	44	16											1					
	6	3/12/1983		cons	1		Kapaa	69	49	20		cons									1					
3	7	3/7/1984		1	1		Waimea	57	41	16			1													
	8	3/8/1984		qtr		1	Maryknoll (2)	27	61	-34					1											
	9	3/9/1984		5 semi	1		Mililani	49	43	6													1			
	10	3/10/1984		5th		1	Punahou	42	48	-6	1	6												1		
4	11	3/12/1986		1	1		St. Joseph	54	47	7			1													
	12	3/13/1986		qtr	1		Lahainaluna (4)	49	47	2				1												
	13	3/14/1986		semi		1	Maryknoll (1)	33	47	-14						1										
	14	3/15/1986		3rd		1	Kalaheo	52	60	-8	4	4														1
5	15	3/4/1992		1		1	Punahou	43	59	-16			1													
	16	3/6/1992		cons		1	Baldwin	54	74	-20		-									1					
6	17	2/22/2012		1		1	AOP	26	46	-20			1													
	18	2/23/2012		cons		1	KS Kapalama	49	56	-7											1					
7	19	2/20/2013		1	1		Moanalua	68	60	8	1		1													
	20	2/21/2013		qtr		1	Konawaena (4)	33	44	-11					1											
	21	2/22/2013		5 semi		1	Baldwin	49	58	-9													1			
										0																
		<b>TOTAL</b>			<b>8</b>	<b>13</b>		<b>994</b>	<b>1103</b>	<b>-109</b>			<b>3</b>	<b>3</b>	<b>2</b>	<b>2</b>	<b>0</b>	<b>2</b>	<b>0</b>	<b>0</b>	<b>2</b>	<b>2</b>	<b>1</b>	<b>2</b>	<b>0</b>	<b>2</b>









# Punahou

App	Game	Date	Seed	Round	W	L	Opponent	PF	PA	Pt Diff	OT	Finish	1st Rd		Qtrs		Semi		Final		Consol		5th PI Cons		3rd PI Cons	
													W	L	W	L	W	L	W	L	W	L	W	L	W	L
	121	3/4/2010		qtr	1		Hilo (3)	76	46	30					1											
	122	3/5/2010		semi		1	KS Kapalama	43	47	-4							1									
	123	3/6/2010		3rd	1		Kahuku	58	56	2		3													1	
38	124	2/23/2012	1	qtr	1		Hilo	78	53	25				1												
	125	2/24/2012		semi	1		Baldwin (4)	59	41	18						1										
	126	2/25/2012		final	1		Kahuku (2)	59	52	7		1						1								
39	127	2/20/2013		1	1		Farrington	63	50	13			1													
	128	2/21/2013		qtr	1		King Kekaulike (3)	56	32	24				1												
	129	2/22/2013		semi		1	Kalaheo (2)	48	55	-7	1						1									
	130	2/23/2013		3rd	1		Konawaena	67	41	26		3													1	
40	131	2/26/2015	1	qtr		1	Kalaheo	48	64	-16					1											
	132	2/27/2015		5 semi	1		Konawaena	83	40	43												1				
	133	2/28/2015		5th		1	Lahainaluna	54	59	-5		6												1		
41	134	2/17/2016		1	1		Leilehua	51	47	4	1		1													
	135	2/18/2016		qtr	1		Lahainaluna (3)	57	47	10				1												
	136	2/19/2016		semi	1		Kahuku	52	50	2	1					1										
	137	2/20/2016		final		1	Iolani (1)	40	45	-5		2							1							
42	138	2/15/2017	2	qtr	1		Konawaena	70	52	18				1												
	139	2/16/2017		semi	1		Lahainaluna (3)	54	47	7						1										
	140	2/17/2017		final		1	Kahuku (1)	55	70	-15		2							1							
43	141	2/12/2018		1	1		McKinley	59	39	20			1													
	142	2/14/2018		qtr	1		Lahainaluna (3)	50	40	10				1												
	143	2/15/2018		semi	1		Moanalua	75	69	6						1										
	144	2/16/2018		final	1		Kahuku	64	37	27		1						1								
44	145	2/18/2019		1	1		Kahuku	64	46	18			1													
	146	2/21/2019		qtr	1		Lahainaluna (3)	74	54	20				1												
	147	2/22/2019		semi	1		Iolani	48	42	6						1										
	148	2/23/2019		final		1	Maryknoll (1)	34	50	-16		2							1							
										0																
		<b>TOTAL</b>			<b>106</b>	<b>42</b>		<b>8641</b>	<b>7417</b>	<b>1224</b>			<b>18</b>	<b>3</b>	<b>33</b>	<b>8</b>	<b>23</b>	<b>10</b>	<b>11</b>	<b>12</b>	<b>4</b>	<b>1</b>	<b>11</b>	<b>4</b>	<b>6</b>	<b>4</b>

# Radford

App	Game	Date	Seed	Round	W	L	Opponent	PF	PA	Pt Diff	OT	Finish	1st Rd		Qtrs		Semi		Final		Consol		5th PI Cons		3rd PI Cons	
													W	L	W	L	W	L	W	L	W	L	W	L	W	L
1	1	3/8/1962	4	qtr	1		Molokai	69	31	38					1											
	2	3/9/1962		semi		1	Punahou (1)	40	42	-2	1						1									
	3	3/10/1962		3rd		1	Hilo	42	48	-6		4													1	
2	4	2/28/1963		qtr		1	Kamehameha (1)	43	62	-19					1											
	5	3/1/1963		5 semi	1		Molokai	56	37	19												1				
	6	3/2/1963		5th	1		St. Anthony	47	45	2		5										1				
3	7	3/4/1965		qtr		1	Kamehameha (1)	50	71	-21					1											
	8	3/5/1965		5 semi		1	Maui	45	50	-5		-											1			
4	9	3/6/1969	4	qtr	1		St. Joseph	58	33	25				1												
	10	3/7/1969		semi	1		Punahou (1)	51	49	2						1										
	11	3/8/1969		final	1		Kamehameha (3)	66	51	15		1						1								
5	12	3/4/1971	2	qtr	1		Lahainaluna	82	59	23				1												
	13	3/5/1971		semi	1		Punahou (3)	55	53	2						1										
	14	3/6/1971		final	1		Kamehameha (1)	51	50	1		1						1								
6	15	3/2/1972	1	qtr	1		Baldwin	61	43	18				1												
	16	3/3/1972		semi		1	St. Louis (3)	49	55	-6							1									
	17	3/4/1972		3rd	1		Punahou	56	55	1		3												1		
7	18	3/8/1973	1	qtr	1		Waimea	63	48	15				1												
	19	3/9/1973		semi		1	Hilo (3)	49	51	-2							1									
	20	3/10/1973		3rd		1	Punahou	51	59	-8		4													1	
8	21	3/7/1974	3	qtr	1		St. Joseph	67	55	12				1												
	22	3/8/1974		semi		1	Punahou (1)	46	52	-6							1									
	23	3/9/1974		3rd	1		Farrington	45	39	6		3												1		
9	24	3/10/1977	1	qtr	1		Kapaa	57	29	28				1												
	25	3/11/1977		semi	1		St. Louis (4)	54	38	16						1										
	26	3/12/1977		final	1		Punahou (2)	48	46	2		1						1								
10	27	3/9/1978	1	qtr	1		Kapaa	57	41	16				1												
	28	3/10/1978		semi		1	University (4)	59	75	-16							1									
	29	3/11/1978		3rd		1	Baldwin	58	71	-13		4													1	
11	30	3/11/1982	3	qtr		1	Baldwin	55	59	-4					1											
	31	3/12/1982		5 semi		1	Waiakea	50	54	-4		-											1			
12	32	3/6/1985		1	1		Waimea	70	45	25			1													
	33	3/7/1985		qtr	1		Maui (3)	70	51	19				1												
	34	3/8/1985		semi	1		Maryknoll (2)	70	55	15						1										
	35	3/9/1985		final		1	Kalaheo (1)	55	57	-2		2							1							
13	36	3/7/1987		playin		1	Punahou	44	67	-23		-														
14	37	3/5/1988		playin		1	Kamehameha	66	69	-3		-		1												
15	38	3/9/1989	1	qtr	1		St. Louis	78	59	19				1												
	39	3/10/1989		semi	1		Iolani	43	42	1						1										
	40	3/11/1989		final	1		Kamehameha (3)	57	55	2		1							1							

# Radford

App	Game	Date	Seed	Round	W	L	Opponent	PF	PA	Pt Diff	OT	Finish	1st Rd		Qtrs		Semi		Final		Consol		5th PI Cons		3rd PI Cons	
													W	L	W	L	W	L	W	L	W	L	W	L	W	L
16	41	3/7/1990		1	1		Kauai	73	53	20			1													
	42	3/8/1990		qtr		1	Baldwin (4)	50	55	-5						1										
	43	3/9/1990		5 semi		1	Roosevelt	37	58	-21		-											1			
17	44	2/22/2000		1	1		Kauai	55	40	15			1													
	45	2/23/2000		qtr		1	Baldwin (4)	32	35	-3						1										
	46	2/24/2000		5 semi	1		Iolani	59	57	2													1			
	47	2/25/2000		5th		1	Kalaheo	43	49	-6		6												1		
18	48	2/20/2007		1		1	Moanalua	71	73	-2	1			1												
	49	2/22/2007		cons		1	Honokaa	38	47	-9		-									1					
19	50	3/4/2009		1		1	Kalaheo	36	63	-27				1												
	51	3/5/2009		cons	1		Keaau	56	53	3	1										1					
	52	3/6/2009		cons		1	Lahainaluna	33	47	-14		-										1				
20	53	2/16/2011		1	1		Mililani	52	50	2			1													
	54	2/17/2011		qtr		1	Iolani (1)	24	64	-40						1										
	55	2/18/2011		5 semi	1		Lahainaluna	63	47	16													1			
	56	2/19/2011		5th	1		Moanalua	41	40	1		5											1			
										0																
		<b>TOTAL</b>			<b>31</b>	<b>25</b>		<b>2996</b>	<b>2882</b>	<b>114</b>			<b>4</b>	<b>4</b>	<b>10</b>	<b>6</b>	<b>5</b>	<b>5</b>	<b>4</b>	<b>1</b>	<b>1</b>	<b>2</b>	<b>5</b>	<b>4</b>	<b>2</b>	<b>3</b>

# Roosevelt

App	Game	Date	Seed	Round	W	L	Opponent	PF	PA	Pt Diff	OT	Finish	1st Rd		Qtrs		Semi		Final		Consol		5th Pl		3rd Pl	
													W	L	W	L	W	L	W	L	W	L	W	L	W	L
1	1	3/8/1973	4	qtr		1	Leilehua	44	49	-5																
	2	3/9/1973		5 semi	1		Baldwin	45	37	8													1			
	3	3/10/1973		5th		1	Kamehameha	47	59	-12		6												1		
2	4	3/7/1990		1	1		Waiakea	40	39	1			1													
	5	3/8/1990		qtr		1	Punahou (1)	40	51	-11						1										
	6	3/9/1990		5 semi	1		Radford	58	37	21													1			
	7	3/10/1990		5th		1	Hilo	55	64	-9		6												1		
3	8	3/6/1991		1	1		Maryknoll	61	48	13			1													
	9	3/7/1991		qtr		1	Baldwin (4)	37	41	-4						1										
	10	3/8/1991		5 semi	1		Mililani	70	55	15													1			
	11	3/9/1991		5th	1		Kailua	53	41	12		5											1			
4	12	3/4/1992		1	1		Baldwin	77	67	10			1													
	13	3/5/1992		qtr		1	Kalaheo (2)	38	50	-12						1										
	14	3/6/1992		5 semi	1		Punahou	75	56	19													1			
	15	3/7/1992		5th		1	Molokai	80	82	-2		6												1		
5	16	3/1/1995		1	1		Kauai	66	62	4	1		1													
	17	3/2/1995		qtr		1	St. Louis (2)	38	48	-10						1										
	18	3/3/1995		5 semi	1		Baldwin	65	59	6													1			
	19	3/4/1995		5th		1	Punahou	66	80	-14		6												1		
6	20	2/23/2000	3	qtr	1		Lahainaluna	57	39	18					1											
	21	2/24/2000		semi		1	St. Louis (2)	55	58	-3	1						1									
	22	2/25/2000		3rd	1		Baldwin	54	40	14		3													1	
7	23	2/16/2011		1		1	AOP	46	53	-7			1													
	24	2/17/2011		cons	1		Baldwin	39	36	3											1					
	25	2/18/2011		cons		1	Mililani	60	64	-4		-									1					
8	26	2/21/2022		1		1	Iolani	35	59	-24		-		1												
										0																
<b>TOTAL</b>					<b>13</b>	<b>13</b>		<b>1401</b>	<b>1374</b>	<b>27</b>			<b>4</b>	<b>2</b>	<b>1</b>	<b>5</b>	<b>0</b>	<b>1</b>	<b>0</b>	<b>0</b>	<b>1</b>	<b>1</b>	<b>6</b>	<b>4</b>	<b>1</b>	<b>0</b>





# Saint Louis

App	Game	Date	Seed	Round	W	L	Opponent	PF	PA	Pt Diff	OT	Finish	1st Rd		Qtrs		Semi		Final		Consol		5th Pl		3rd Pl	
													W	L	W	L	W	L	W	L	W	L	W	L	W	L
	81	2/26/2022		final	1		Mililani (2)	57	34	23		1														
25	82	2/8/2023	1	qtr	1		Kailua	51	48	3				1												
	83	2/9/2023		semi	1		Moanalua	47	34	13					1											
	84	2/10/2023		final	1		Campbell (2)	41	39	2		1														
										0																
		<b>TOTAL</b>			<b>63</b>	<b>21</b>		<b>4604</b>	<b>3927</b>	<b>677</b>			<b>11</b>	<b>1</b>	<b>19</b>	<b>5</b>	<b>14</b>	<b>5</b>	<b>8</b>	<b>6</b>	<b>2</b>	<b>0</b>	<b>5</b>	<b>3</b>	<b>4</b>	<b>1</b>



# Seabury Hall

App	Game	Date	Seed	Round	W	L	Opponent	PF	PA	Pt Diff	OT	Finish	1st Rd		Qtrs		Semi		Final		Consol		5th Pl		3rd Pl	
													W	L	W	L	W	L	W	L	W	L	W	L	W	L
1	1	2/28/1996		1		1	Moanalua	52	69	-17																
	2	3/1/1996		cons		1	Campbell	34	64	-30		-									1					
2	3	2/19/1997		1	1		Waipahu	59	35	24			1													
	4	2/20/1997		qtr		1	Hilo (4)	49	56	-7					1											
	5	2/21/1997		5 semi	1		Aiea	67	56	11												1				
	6	2/22/1997		5th		1	Baldwin	57	69	-12	2	6												1		
3	7	2/18/1998		1	1		Aiea	64	49	15			1													
	8	2/19/1998		qtr		1	Kalaheo (2)	44	45	-1					1											
	9	2/20/1998		5 semi	1		Waiakea	55	42	13												1				
	10	2/21/1998		5th		1	Moanalua	60	69	-9		6											1			
										0																
		<b>TOTAL</b>			<b>4</b>	<b>6</b>		<b>541</b>	<b>554</b>	<b>-13</b>			<b>2</b>	<b>1</b>	<b>0</b>	<b>2</b>	<b>0</b>	<b>0</b>	<b>0</b>	<b>0</b>	<b>0</b>	<b>1</b>	<b>2</b>	<b>2</b>	<b>0</b>	<b>0</b>

# St. Anthony

App	Game	Date	Seed	Round	W	L	Opponent	PF	PA	Pt Diff	OT	Finish	1st Rd		Qtrs		Semi		Final		Consol		5th PI Cons		3rd PI Cons		
													W	L	W	L	W	L	W	L	W	L	W	L	W	L	W
1	1	2/26/1959		qtr	1		Kahuku (4)	59	49	10					1												
	2	2/27/1959		semi		1	Kamehameha (1)	51	53	-2							1										
	3	2/28/1959		3rd		1	Hilo	39	58	-19		4														1	
2	4	3/9/1961	3	qtr	1		Kailua	50	49	1				1													
	5	3/10/1961		semi		1	Punahou (2)	29	54	-25							1										
	6	3/11/1961		3rd	1		Hilo	47	42	5		3														1	
3	7	3/8/1962		qtr		1	Kamehameha (2)	46	48	-2					1												
	8	3/9/1962		5 semi		1	Waimea	41	54	-13		-											1				
4	9	2/28/1963		qtr		1	Punahou (2)	34	64	-30					1												
	10	3/1/1963		5 semi	1		Waimea	49	37	12												1					
	11	3/2/1963		5th		1	Radford	45	47	-2		6											1				
5	12	3/5/1964	4	qtr	1		Molokai	62	40	22				1													
	13	3/6/1964		semi		1	Punahou (1)	53	63	-10							1										
	14	3/7/1964		3rd		1	Kamehameha	58	92	-34		4														1	
6	15	3/3/1966		qtr		1	St. Louis (1)	34	55	-21					1												
	16	3/4/1966		5 semi		1	Leilehua	62	79	-17		-											1				
7	17	3/2/1967		qtr		1	St. Louis (1)	47	64	-17					1												
	18	3/3/1967		5 semi	1		Molokai	66	48	18												1					
	19	3/4/1967		5th	1		Kauai	59	52	7		5										1					
8	20	3/7/1968		qtr		1	Punahou (2)	53	62	-9					1												
	21	3/8/1968		5 semi		1	Kauai	51	53	-2		-											1				
9	22	3/6/1969		qtr		1	Kamehameha (3)	50	51	-1					1												
	23	3/7/1969		5 semi	1		Lanai	55	43	12												1					
	24	3/8/1969		5th	1		St. Joseph	76	71	5		5										1					
10	25	3/5/1970		qtr		1	Castle (4)	63	66	-3					1												
	26	3/6/1970		5 semi	1		Lanai	47	44	3												1					
	27	3/7/1970		5th		1	Kahuku	66	80	-14		6											1				
11	28	3/3/1993		1		1	Kalaheo	64	90	-26				1													
	29	3/5/1993		cons		1	Leilehua	27	57	-30		-										1					
										0																	
										0																	
			<b>TOTAL</b>					<b>1483</b>	<b>1665</b>	<b>-182</b>				<b>0</b>	<b>1</b>	<b>3</b>	<b>7</b>	<b>0</b>	<b>3</b>	<b>0</b>	<b>0</b>	<b>0</b>	<b>1</b>	<b>6</b>	<b>5</b>	<b>1</b>	<b>2</b>

# St. Joseph

App	Game	Date	Seed	Round	W	L	Opponent	PF	PA	Pt Diff	OT	Finish	1st Rd		Qtrs		Semi		Final		Consol		5th PI Cons		3rd PI Cons	
													W	L	W	L	W	L	W	L	W	L	W	L	W	L
1	1	2/20/1958	T1	qtr	1		Molokai	62	56	6																
	2	2/21/1958		semi	1		Punahou	59	49	10																
	3	2/22/1958		final	1		St. Louis	53	50	3	ot	1														
2	4	3/4/1965	3	qtr	1		Kauai	65	40	25																
	5	3/5/1965		semi		1	Kailua	46	48	-2																
	6	3/6/1965		3rd	1		Hilo	62	54	8		3														1
3	7	3/6/1969		qtr		1	Radford (4)	33	58	-25																
	8	3/7/1969		5 semi	1		Kapaa	68	49	19													1			
	9	3/8/1969		5th		1	St. Anthony	71	76	-5		6												1		
4	10	3/7/1974		qtr		1	Radford (3)	55	67	-12																
	11	3/8/1974		5 semi	1		Waimea	56	46	10														1		
	12	3/9/1974		5th	1		Damien	62	42	20		5												1		
5	13	3/12/1986		1		1	Pearl City	47	54	-7																
	14	3/13/1986		cons	1		Waimea	67	60	7											1					
	15	3/15/1986		cons		1	Farrington	58	88	-30		-										1				
6	16	3/8/1989		1		1	Iolani	43	66	-23																
	17	3/9/1989		cons		1	Kaimuki	66	79	-13		-										1				
										0																
		<b>TOTAL</b>			<b>9</b>	<b>8</b>		<b>973</b>	<b>982</b>	<b>-9</b>			<b>0</b>	<b>2</b>	<b>2</b>	<b>2</b>	<b>1</b>	<b>1</b>	<b>1</b>	<b>0</b>	<b>1</b>	<b>2</b>	<b>3</b>	<b>1</b>	<b>1</b>	<b>0</b>

# University

App	Game	Date	Seed	Round	W	L	Opponent	PF	PA	Pt Diff	OT	Finish	1st Rd		Qtrs		Semi		Final		Consol		5th Pl		3rd Pl	
													W	L	W	L	W	L	W	L	W	L	W	L	W	L
1	1	3/9/1978	4	qtr	1		Hilo	61	49	12																
	2	3/10/1978		semi	1		Radford (1)	75	59	16																
	3	3/11/1978		final	1		Punahou (2)	65	63	2	1															
2	4	3/8/1979	2	qtr		1	Moanalua	45	66	-21																
	5	3/9/1979		5 semi	1		Waipahu	68	65	3													1			
	6	3/10/1979		5th	1		Kaiser	78	68	10		5											1			
3	7	3/6/1980	1	qtr	1		Lahainaluna	65	42	23																
	8	3/7/1980		semi	1		Hilo	79	63	16																
	9	3/8/1980		final		1	Punahou (3)	60	73	-13		2							1							
4	10	3/11/1982	4	qtr	1		Kaiser	65	43	22																
	11	3/12/1982		semi		1	Kailua (1)	41	44	-3	2															
	12	3/13/1982		3rd	1		Baldwin	71	53	18		3													1	
5	13	3/10/1983	2	qtr	1		Kahuku	58	48	10																
	14	3/11/1983		semi		1	Leilehua	39	46	-7																
	15	3/12/1983		3rd		1	Farrington	56	58	-2		4														
6	16	3/7/1984		1		1	Waipahu	50	57	-7																
	17	3/8/1984		cons	1		Hilo	105	57	48																
	18	3/10/1984		cons	1		Waimea	78	50	28		cons														
7	19	3/11/1987		1	1		Kaimuki	52	46	6																
	20	3/12/1987		qtr	1		Lahainaluna (4)	67	48	19																
	21	3/13/1987		semi	1		Hilo	56	51	5																
	22	3/14/1987		final	1		Punahou	47	43	4		1														
8	23	3/10/1988	1	qtr	1		Farrington	88	68	20																
	24	3/11/1988		semi	1		Molokai (4)	82	53	29																
	25	3/12/1988		final	1		Maryknoll	38	36	2		1														
										0																
		<b>TOTAL</b>			<b>19</b>	<b>6</b>		<b>1589</b>	<b>1349</b>	<b>240</b>			<b>1</b>	<b>1</b>	<b>6</b>	<b>1</b>	<b>4</b>	<b>2</b>	<b>3</b>	<b>1</b>	<b>2</b>	<b>0</b>	<b>2</b>	<b>0</b>	<b>1</b>	<b>1</b>

# Waiakea

App	Game	Date	Seed	Round	W	L	Opponent	PF	PA	Pt Diff	OT	Finish	1st Rd		Qtrs		Semi		Final		Consol		5th PI Cons		3rd PI Cons	
													W	L	W	L	W	L	W	L	W	L	W	L	W	L
	1	3/11/1982		qtr		1	Maryknoll (2)	28	67	-39																
	2	3/12/1982		5 semi	1		Radford	54	50	4													1			
	3	3/13/1982		5th		1	Kaiser	42	59	-17		6												1		
2	4	3/9/1983		1		1	St. Louis	38	61	-23			1													
	5	3/10/1983		cons		1	Pearl City	44	60	-16		-										1				
3	6	3/6/1985		1		1	Waipahu	61	64	-3			1													
	7	3/8/1985		cons	1		Waimea	59	42	17												1				
	8	3/9/1985		cons		1	Baldwin	57	59	-2	1	-										1				
4	9	3/12/1987	3	qtr		1	Punahou	29	39	-10					1											
	10	3/13/1987		5 semi	1		Kalaheo	61	57	4														1		
	11	3/14/1987		5th	1		Moanalua	78	68	10		5											1			
5	12	3/7/1990		1		1	Roosevelt	39	40	-1			1													
	13	3/8/1990		cons	1		Kauai	60	44	16												1				
	14	3/10/1990		cons		1	Castle	72	84	-12		-										1				
6	15	3/3/1993		1		1	Kahuku	58	65	-7			1													
	16	3/4/1993		cons	1		Kapaa	73	43	30												1				
	17	3/6/1993		cons		1	Leilehua	46	53	-7		-										1				
7	18	3/1/1995		1	1		Aiea	67	61	6			1													
	19	3/2/1995		qtr	1		Baldwin (3)	56	54	2	1				1											
	20	3/3/1995		semi		1	St. Louis (2)	44	55	-11							1									
	21	3/4/1995		3rd	1		Hilo	69	63	6	1	3													1	
8	22	2/19/1997		1	1		Kaiser	40	37	3			1													
	23	2/20/1997		qtr		1	Kalaheo (2)	29	63	-34						1										
	24	2/21/1997		5 semi		1	Baldwin	41	46	-5		-												1		
9	25	2/19/1998	3	qtr		1	St. Louis	47	60	-13						1										
	26	2/20/1998		5 semi		1	Seabury Hall	42	55	-13		-												1		
10	27	2/18/1999	3	qtr	1		Kalani	85	75	10					1											
	28	2/19/1999		semi		1	Punahou (2)	32	62	-30							1									
	29	2/20/1999		3rd		1	St. Louis	39	57	-18		4														1
11	30	2/21/2001		1		1	St. Louis	39	54	-15			1													
	31	2/23/2001		cons		1	Kahuku	57	70	-13		-										1				
12	32	2/21/2002	4	qtr		1	Mililani	58	75	-17						1										
	33	2/22/2002		5 semi		1	Castle	51	71	-20		-										1				
13	34	2/26/2003		1		1	Kamehameha	52	64	-12			1													
	35	2/27/2003		cons	1		Mililani	86	80	6	2											1				
	36	3/1/2003		cons		1	Waimea	57	65	-8		-										1				
14	37	2/25/2004		1		1	Punahou	64	68	-4			1													
	38	2/27/2004		cons		1	McKinley	65	66	-1		-										1				
15	39	2/23/2005		1		1	Punahou	53	65	-12			1													
	40	2/25/2005		cons	1		Kaimuki	61	48	13												1				

# Waiakea

App	Game	Date	Seed	Round	W	L	Opponent	PF	PA	Pt Diff	OT	Finish	1st Rd		Qtrs		Semi		Final		Consol		5th Pl		3rd Pl	
													W	L	W	L	W	L	W	L	W	L	W	L	W	L
	41	2/26/2005		cons		1	Kauai	46	56	-10		-														
16	42	3/5/2009	3	qtr		1	Iolani	40	58	-18					1											
	43	3/6/2009		5 semi		1	Punahou	44	48	-4		-											1			
17	44	3/3/2010		1		1	Kahuku	56	61	-5			1													
	45	3/4/2010		cons	1		Farrington	43	36	7										1						
	46	3/5/2010		cons		1	KS-Maui	43	53	-10		-									1					
18	47	2/19/2014		1		1	Mililani	62	70	-8			1													
	48	2/20/2014		cons	1		Moanalua	52	49	3										1						
	49	2/21/2014		cons	1		Kalaheo	54	32	22		cons								1						
19	50	2/18/2016	4	qtr		1	Kaiser	61	77	-16					1											
	51	2/19/2016		5 semi		1	Baldwin	52	59	-7		-											1			
20	52	2/15/2017	4	qtr		1	Iolani	37	70	-33					1											
	53	2/16/2017		5 semi		1	Kalaheo	70	72	-2		-											1			
21	54	2/21/2019	4	qtr		1	Kailua	48	52	-4					1											
	55	2/22/2019		5 semi		1	Kapolei	37	62	-25		-											1			
22	56	2/17/2020		1		1	Leilehua	53	82	-29		-		1												
										0																
		<b>TOTAL</b>			<b>16</b>	<b>40</b>		<b>2931</b>	<b>3306</b>	<b>-375</b>			<b>2</b>	<b>11</b>	<b>2</b>	<b>9</b>	<b>0</b>	<b>2</b>	<b>0</b>	<b>0</b>	<b>8</b>	<b>10</b>	<b>3</b>	<b>7</b>	<b>1</b>	<b>1</b>

# Waialua

App	Game	Date	Seed	Round	W	L	Opponent	PF	PA	Pt Diff	OT	Finish	1st Rd		Qtrs		Semi		Final		Consol		5th Pl Cons		3rd Pl Cons		
													W	L	W	L	W	L	W	L	W	L	W	L	W	L	W
1	1	2/28/1957		qtr		1	Hilo (T1)	27	51	-24						1											
	2	3/1/1957		5 semi		1	Lanai	43	48	-5													1				
										0																	
		<b>TOTAL</b>				<b>0</b>	<b>2</b>		<b>70</b>	<b>99</b>	<b>-29</b>			<b>0</b>	<b>0</b>	<b>0</b>	<b>1</b>	<b>0</b>	<b>0</b>	<b>0</b>	<b>0</b>	<b>0</b>	<b>0</b>	<b>0</b>	<b>1</b>	<b>0</b>	<b>0</b>

# Waianae

App	Game	Date	Seed	Round	W	L	Opponent	PF	PA	Pt Diff	OT	Finish	1st Rd		Qtrs		Semi		Final		Consol		5th Pl		3rd Pl	
													W	L	W	L	W	L	W	L	W	L	W	L	W	L
1	1	3/6/1980		qtr		1	Punahou (3)	55	68	-13																
	2	3/7/1980		5 semi		1	Waimea	54	59	-5																
2	3	2/17/1999		1		1	Kapaa	40	45	-5			1													
	4	2/19/1999		cons	1		Lahainaluna	51	46	5										1						
	5	2/20/1999		cons	1		Iolani	43	34	9		cons								1						
										0																
		<b>TOTAL</b>			<b>2</b>	<b>3</b>		<b>243</b>	<b>252</b>	<b>-9</b>			<b>0</b>	<b>1</b>	<b>0</b>	<b>1</b>	<b>0</b>	<b>0</b>	<b>0</b>	<b>0</b>	<b>2</b>	<b>0</b>	<b>0</b>	<b>1</b>	<b>0</b>	<b>0</b>



# Waimea


App	Game	Date	Seed	Round	W	L	Opponent	PF	PA	Pt Diff	OT	Finish	1st Rd		Qtrs		Semi		Final		Consol		5th PI Cons		3rd PI Cons	
													W	L	W	L	W	L	W	L	W	L	W	L	W	L
1	1	2/26/1959		qtr		1	Farrington (2)	38	44	-6																
	2	2/27/1959		5 semi	1		Waipahu	50	46	4	1												1			
	3	2/28/1959		5th		1	Kahuku	48	51	-3		6												1		
2	4	3/3/1960		qtr		1	Laupahoehoe (3)	40	42	-2					1											
	5	3/4/1960		5 semi	1		Kailua	59	55	4													1			
	6	3/5/1960		5th	1		Molokai	42	31	11		5											1			
3	7	3/9/1961		qtr		1	Saint Louis (1)	22	66	-44					1											
	8	3/10/1961		5 semi	1		Waipahu	45	34	11													1			
	9	3/11/1961		5th		1	Kailua	41	44	-3		6												1		
4	10	3/8/1962		qtr		1	Hilo (3)	66	81	-15					1											
	11	3/9/1962		5 semi	1		St. Anthony	54	41	13													1			
	12	3/10/1962		5th	1		Honokaa	53	34	19		5											1			
5	13	2/28/1963		qtr		1	Waipahu (3)	28	31	-3					1											
	14	3/1/1963		5 semi		1	St. Anthony	37	49	-12		-												1		
6	15	3/5/1970		qtr		1	Punahou (2)	20	60	-40					1											
	16	3/6/1970		5 semi		1	Kahuku	37	53	-16		-												1		
7	17	3/4/1971		qtr		1	Kamehameha (1)	52	70	-18					1											
	18	3/5/1971		5 semi		1	Hilo	33	37	-4		-												1		
8	19	3/2/1972		qtr		1	Kailua (4)	54	69	-15					1											
	20	3/3/1972		5 semi		1	Hilo	41	55	-14		-												1		
9	21	3/8/1973		qtr		1	Radford (1)	48	63	-15					1											
	22	3/9/1973		5 semi		1	Kamehameha	36	45	-9		-												1		
10	23	3/7/1974		qtr		1	Punahou (1)	40	74	-34					1											
	24	3/8/1974		5 semi		1	St. Joseph	46	56	-10		-												1		
11	25	3/6/1980		qtr		1	Waipahu (2)	51	59	-8					1											
	26	3/7/1980		5 semi	1		Waianae	59	54	5													1			
	27	3/8/1980		5th		1	Farrington	43	57	-14		6												1		
12	28	3/7/1984		1		1	Pearl City	41	57	-16				1												
	29	3/9/1984		cons	1		Lanai	75	65	10											1					
	30	3/10/1984		cons		1	University	50	78	-28		-										1				
13	31	3/6/1985		1		1	Radford	45	70	-25				1												
	32	3/8/1985		cons		1	Waiakea	42	59	-17		-											1			
14	33	3/12/1986		1		1	Moanalua	56	82	-26				1												
	34	3/13/1986		cons		1	St. Joseph	60	67	-7		-											1			
15	35	2/18/1998		1		1	Kaimuki	34	55	-21				1												
	36	2/19/1998		cons		1	Hilo	65	86	-21		-											1			
16	37	2/20/2002		1		1	Mililani	45	61	-16				1												
	38	2/22/2002		cons		1	Baldwin	28	37	-9		-											1			
17	39	2/26/2003		1		1	Leilehua	45	52	-7				1												
	40	2/28/2003		cons	1		Kaimuki	54	53	1													1			

# Waimea

App	Game	Date	Seed	Round	W	L	Opponent	PF	PA	Pt Diff	OT	Finish	1st Rd		Qtrs		Semi		Final		Consol		5th Pl		3rd Pl	
													W	L	W	L	W	L	W	L	W	L	W	L	W	L
	41	3/1/2003		cons	1		Waiakea	65	57	8		cons														
18	42	2/25/2004		1		1	Kaimuki	46	48	-2			1								1					
	43	2/26/2004		cons		1	Baldwin	40	62	-22		-									1					
19	44	2/21/2006		1		1	Kalaheo	36	93	-57			1													
	45	2/23/2006		cons	1		Honokaa	35	27	8											1					
	46	2/24/2006		cons		1	Saint Louis	55	79	-24		-									1					
										0																
		<b>TOTAL</b>			<b>11</b>	<b>35</b>		<b>2100</b>	<b>2589</b>	<b>-489</b>			<b>0</b>	<b>8</b>	<b>0</b>	<b>11</b>	<b>0</b>	<b>0</b>	<b>0</b>	<b>0</b>	<b>4</b>	<b>7</b>	<b>7</b>	<b>9</b>	<b>0</b>	<b>0</b>

# Waipahu

App	Game	Date	Seed	Round	W	L	Opponent	PF	PA	Pt Diff	OT	Finish	1st Rd		Qtrs		Semi		Final		Consol		5th Pl Cons		3rd Pl Cons	
													W	L	W	L	W	L	W	L	W	L	W	L	W	L
1	1	2/28/1957		qtr		1	Lahainaluna	53	60	-7																
	2	3/1/1957		5 semi		1	Kapaa	41	53	-12		-												1		
2	3	2/26/1959		qtr		1	Hilo (3)	50	52	-2	1				1											
	4	2/27/1959		5 semi		1	Waimea	46	50	-4	1	-												1		
3	5	3/9/1961		qtr		1	Hilo (4)	31	48	-17					1											
	6	3/10/1961		5 semi		1	Waimea	34	45	-11		-												1		
4	7	2/28/1963		qtr	1		Waimea	31	28	3				1												
	8	3/1/1963		semi		1	Punahou (2)	46	67	-21							1									
	9	3/2/1963		3rd		1	Hilo	48	54	-6		4														1
5	10	3/4/1971		qtr		1	Punahou (3)	55	59	-4					1											
	11	3/5/1971		5 semi	1		Lahainaluna	48	38	10		T5											1			
6	12	3/8/1979	3	qtr		1	Kohala	56	57	-1					1											
	13	3/9/1979		5 semi		1	University	65	68	-3		-												1		
7	14	3/6/1980	2	qtr	1		Waimea	59	91	-32					1											
	15	3/7/1980		semi		1	Punahou (3)	54	63	-9							1									
	16	3/8/1980		3rd	1		Hilo	56	55	1	2	3														1
8	17	3/7/1984		1	1		University	57	80	-23				1												
	18	3/8/1984		qtr		1	Maui (4)	36	40	-4						1										
	19	3/9/1984		5 semi		1	Punahou	43	46	-3	2													1		
9	20	3/6/1985		1	1		Waiakea	64	61	3				1												
	21	3/7/1985		qtr		1	Maryknoll (2)	53	55	-2	2					1										
	22	3/8/1985		5 semi	1		Maui	71	45	26														1		
	23	3/9/1985		5th	1		Punahou	65	60	5		5											1			
10	24	3/9/1994		1		1	Kamehameha	34	67	-33				1												
	25	3/10/1994		cons	1		Lahainaluna	59	44	15												1				
	26	3/12/1994		cons	1		Konawaena	61	60	1		cons										1				
11	27	2/19/1997		1		1	Seabury Hall	35	59	-24				1												
	28	2/20/1997		cons		1	Kapaa	40	52	-12		-											1			
										0																
<b>TOTAL</b>					<b>10</b>	<b>18</b>		<b>1391</b>	<b>1557</b>	<b>-166</b>			<b>2</b>	<b>2</b>	<b>2</b>	<b>7</b>	<b>0</b>	<b>2</b>	<b>0</b>	<b>0</b>	<b>2</b>	<b>1</b>	<b>3</b>	<b>5</b>	<b>1</b>	<b>1</b>



Punahou's la Saipia holds the tournament record for most points scored in a championship game with 38 against Kailua in 1975. (courtesy photo)

## **Championship box scores (1957-2023)**

Campbell Sabers vs Saint Louis Crusaders  
02/10/23 7:00 PM at Stan Sheriff Center, Honolulu, Hawaii

VISITORS: Campbell Sabers 25-6, 2-1 HHSAA

##	Player Name	TOT-FG			REBOUNDS			PF	TP	A	TO	BLK	S	MIN
		FG-FGA	FG-FGA	FT-FTA	OF	DE	TOT							
01	Carreira, Mizah..... *	0-2	0-1	2-2	0	7	7	2	2	0	0	0	0	29
05	Jackson, Malik..... *	3-5	1-1	0-0	0	0	0	3	7	0	4	1	2	28
10	Muaau, Mason..... *	0-2	0-0	2-2	2	2	4	3	2	0	0	0	0	20
11	Blenman-Villareal, R *	0-4	0-1	4-4	0	0	0	3	4	2	0	0	2	30
24	Hornage, Miles..... *	6-9	1-2	2-3	0	1	1	2	15	1	4	0	1	26
02	Ellis, Joshua.....	2-4	1-2	0-0	0	0	0	2	5	1	2	0	0	14
04	Sotelo, Rylan.....	1-2	0-0	0-0	0	0	0	2	2	0	1	0	0	6
14	Dacuycuy, Royson....	0-1	0-1	0-0	0	0	0	0	0	0	0	0	0	5
34	Ringor, Titus.....	1-1	0-0	0-0	0	0	0	1	2	0	0	0	0	2
TEAM.....					1	1	2							
Totals.....		13-30	3-8	10-11	3	11	14	18	39	4	11	1	5	160

TOTAL FG% 1st Half:	7-17	41.2%	2nd Half:	6-13	46.2%	Game:	43.3%	DEADB
3-Pt. FG% 1st Half:	2-4	50.0%	2nd Half:	1-4	25.0%	Game:	37.5%	REBS
F Throw % 1st Half:	6-7	85.7%	2nd Half:	4-4	100%	Game:	90.9%	1

HOME TEAM: Saint Louis Crusaders 27-7, 3-0 HHSAA

##	Player Name	TOT-FG			REBOUNDS			PF	TP	A	TO	BLK	S	MIN
		FG-FGA	FG-FGA	FT-FTA	OF	DE	TOT							
12	Shancin Revuelto.... *	1-4	0-1	0-0	0	1	1	2	2	4	1	0	4	32
15	Jiovanni Ramos..... *	0-0	0-0	1-2	1	2	3	0	1	0	1	0	0	21
20	Keanu Meacham..... *	2-4	0-2	3-4	1	1	2	3	7	0	2	0	0	25
33	Jordan Posiulai..... *	3-6	0-0	5-8	0	4	4	1	11	0	1	0	0	30
35	Pupualii Sepulona... *	5-7	0-1	5-6	1	2	3	3	15	0	2	0	0	20
04	Stone Kanoa.....	1-3	0-0	0-0	1	0	1	3	2	0	3	0	2	12
23	Jordan Nunuha.....	1-2	0-1	1-2	0	2	2	0	3	1	1	0	0	20
TEAM.....					1	1	2							
Totals.....		13-26	0-5	15-22	5	13	18	12	41	5	11	0	6	160

TOTAL FG% 1st Half:	8-14	57.1%	2nd Half:	5-12	41.7%	Game:	50.0%	DEADB
3-Pt. FG% 1st Half:	0-4	0.0%	2nd Half:	0-1	0.0%	Game:	0.0%	REBS
F Throw % 1st Half:	5-6	83.3%	2nd Half:	10-16	62.5%	Game:	68.2%	4,1

Officials: Ryan Wells, Gabe Heres, Daniel Matsamura  
 Technical fouls: Campbell Sabers-None. Saint Louis Crusaders-None. Attendance: 3,565  
 Score by Periods: 1st 2nd 3rd 4th Total  
 Campbell Sabers..... 13 9 10 7 - 39  
 Saint Louis Crusaders..... 13 8 11 9 - 41

# IT'S STILL SAINT LOUIS

*The Crusaders survive a tense final quarter against Campbell to repeat as state champs*

By Paul Honda  
[phonda@stanadvertiser.com](mailto:phonda@stanadvertiser.com)

With a core of freshmen, sophomores and juniors, top-seeded Saint Louis edged second-seeded Campbell 41-39 to capture its second state title in a row at Simplifi Arena.

Freshman Keanu Meacham sank two foul shots with 20.8 seconds left for a 40-37 Saint Louis lead, and after Josh Ellis drove for a layup to bring Campbell back within one point, there were 10 seconds left.

Campbell fouled Jordan Posiulai with 4.8 seconds left, and he hit the second of his two free throws for a 41-39 lead.

Campbell never got a shot off, turning the ball over on a cross-court inbounds pass with four-tenths of a second left.

"Maybe I'll get some sleep now," Saint Louis coach Dan Hale said. "People see the final product, even last year's group, but they don't see all

ond quarter with two fouls, the Crusaders stood their ground.

"I was just trying to think about the second half and what I'm going to do. Trying not to foul out," said Sepulona, a 6-foot-2 wing/post. "Second half, I had to do my job."

Sepulona scored 11 points in the second half, using explosive bursts and spin moves to get to the rim.

"Every team we face, they have at least one good guy. He's the real deal. We tried to go after him and he got the two fouls early, but we didn't succeed running our plays, executing our defenses," Campbell coach Wyatt Tau said. "We didn't get that much rebounds. Hat's off to Saint Louis. They did a good job."



VISITORS: Mililani Trojans 17-2, 2-1 HHSAA

##	Player Name	TOT-FG			3-PT			REBOUNDS			PF	TP	A	TO	BLK	S	MIN
		FG-FGA	FG-FGA	FT-FTA	OF	DE	TOT										
02	Lieb, Trey..... *	3-10	1-5	0-0	0	0	0	4	7	1	5	0	1	24			
03	Mayo, Jackson..... *	1-8	0-5	1-1	1	1	2	4	3	1	5	0	0	30			
15	Pine, Lauvai..... *	2-5	0-0	2-4	4	2	6	4	6	0	1	0	0	16			
22	Flanders, Dylan..... *	1-5	0-1	0-0	2	2	4	0	2	0	1	1	1	27			
23	Marxen, J..... *	1-5	0-2	3-4	1	1	2	1	5	1	2	0	1	21			
05	Ofsonka, Creighton..	1-1	1-1	0-0	1	4	5	2	3	0	0	0	0	19			
10	Kipapa, Jayden.....	3-8	1-3	0-3	0	2	2	1	7	0	1	0	0	17			
11	Miller, Eddie.....	0-0	0-0	0-0	0	0	0	0	0	0	0	0	0	1			
12	Brown, LeCedric.....	0-0	0-0	1-2	1	1	2	0	1	0	0	0	0	1			
13	Yadao, Brayden.....	0-0	0-0	0-0	0	0	0	0	0	0	0	0	0	1			
21	Abrazado, Bailey....	0-0	0-0	0-0	0	0	0	0	0	0	0	0	0	1			
30	Pine, Moeva.....	0-0	0-0	0-0	0	0	0	1	0	0	0	0	0	1			
34	Gabriel, Roman.....	0-1	0-1	0-0	0	0	0	0	0	0	0	0	1	1			
TEAM.....					1	2	3										
Totals.....		12-43	3-18	7-14	11	15	26	17	34	3	15	1	4	160			

TOTAL FG% 1st Half:	4-19 21.1%	2nd Half:	8-24 33.3%	Game:	27.9%	DEADB
3-Pt. FG% 1st Half:	1-8 12.5%	2nd Half:	2-10 20.0%	Game:	16.7%	REBS
F Throw % 1st Half:	2-7 28.6%	2nd Half:	5-7 71.4%	Game:	50.0%	6,1

HOME TEAM: Saint Louis Crusaders 20-2, 3-0 HHSAA

##	Player Name	TOT-FG			3-PT			REBOUNDS			PF	TP	A	TO	BLK	S	MIN
		FG-FGA	FG-FGA	FT-FTA	OF	DE	TOT										
01	Arquette, Aiva..... *	10-19	0-4	5-5	4	8	12	1	25	2	1	0	2	30			
02	Bayudan, Hayden..... *	4-12	0-1	1-2	1	3	4	0	9	4	3	0	2	30			
05	Bianco, Alexander... *	2-2	0-0	0-1	0	2	2	4	4	2	1	0	1	13			
11	Schmidt, Cole..... *	4-4	0-0	3-3	0	1	1	0	11	0	1	1	1	31			
12	Revuelto, Shoncin... *	1-4	1-2	2-2	1	1	2	3	5	5	0	0	3	31			
03	Luyt, Skylar.....	0-1	0-1	0-0	0	0	0	1	0	0	1	0	0	2			
04	Fitchett-Grance, D..	0-1	0-0	0-0	0	0	0	0	0	0	0	0	0	2			
10	Revuelto, Shoncin...	0-0	0-0	0-0	0	1	1	0	0	0	1	0	0	2			
15	Ramos, Jiovanni.....	0-0	0-0	0-0	1	0	1	0	0	0	0	0	0	1			
20	Kaio, Kache.....	0-0	0-0	0-0	0	1	1	1	0	0	1	0	1	9			
23	Agliam, Aaron.....	0-0	0-0	0-0	0	0	0	0	0	0	0	0	0	1			
33	Posiulai, Jordan....	0-0	0-0	0-0	0	0	0	1	0	0	0	0	0	1			
35	Sepulona, Pupualii..	1-1	0-0	1-2	0	2	2	3	3	0	2	0	0	7			
TEAM.....					1	1	2										
Totals.....		22-44	1-8	12-15	8	20	28	14	57	13	11	1	10	160			

TOTAL FG% 1st Half:	8-19 42.1%	2nd Half:	14-25 56.0%	Game:	50.0%	DEADB
3-Pt. FG% 1st Half:	1-5 20.0%	2nd Half:	0-3 0.0%	Game:	12.5%	REBS
F Throw % 1st Half:	5-5 100%	2nd Half:	7-10 70.0%	Game:	80.0%	1,1

Officials: Kelvin Davis, Eric Morales, Saffery Silva  
 Technical fouls: Mililani-None. Saint Louis-None. Attendance: 3,187  
 Score by Periods  
 1st 2nd 3rd 4th Total  
 Mililani Trojans..... 2 9 15 8 - 34  
 Saint Louis Crusaders..... 13 9 18 17 - 57

# SAINT LOUIS SEALS IT

Aiva Arquette and the Crusaders earn the program's first state title in more than 30 years

By Paul Honda  
 phonda@staradvertiser.com

The drought is over for Saint Louis. Aiva Arquette poured in 25 points, including a monster dunk in traffic during a crucial second-quarter run, as the top-seeded Crusaders overpowered second-seeded Mililani 57-34 for the boys basketball state title on Saturday night at Blaisdell Arena.

Arquette also hauled in 12 rebounds, adding two assists and two steals while shooting 10-for-19 from the field.

"Coming out tonight, we just had to play as a team. Mililani's a super solid game. They can shoot. We had to fire on all cylinders and come together as a team," the 6-foot-4 senior said. "Saint Louis was at its best ..."



**DIVISION I**  
 Saturday  
 At Blaisdell Arena  
 Fifth place  
 Maryknoll 49, Kahuku 47  
 Third place  
 Haleiwa 58, Baldwin 50  
 Championship  
 Saint Louis 57, Mililani 34

**SAINT LOUIS 57, MILILANI 34**

**TROJANS (17-2)**

MIN	FG-A	FG-FGA	FT-FTA	R	A	PF	PTS
Lieb	24	3-10	0-0	0	1	4	7
Mayo	30	1-8	1-1	2	1	4	3
L. Pine	16	2-5	2-4	6	0	4	6
Flanders	27	1-5	0-0	4	0	2	2
Manan	21	1-5	3-4	2	1	1	5
Ofsonka	19	1-1	0-0	5	0	2	2
Miller	17	0-0	0-0	2	0	1	0
Miller	1	0-0	0-0	0	0	0	0
Brown	1	0-0	1-2	2	0	1	0
Yadao	1	0-0	0-0	0	0	0	0
Abrazado	1	0-0	0-0	0	0	0	0
M. Pine	1	0-0	0-0	0	0	0	0
Gabriel	1	0-1	0-0	0	0	0	0
TEAM				3			
<b>TOTALS</b>	<b>160</b>	<b>12-43</b>	<b>3-18</b>	<b>26</b>	<b>3</b>	<b>17</b>	<b>34</b>

**CRUSADERS (20-2)**

MIN	FG-A	FG-FGA	FT-FTA	R	A	PF	PTS
Arquette	30	10-19	5-5	12	2	1	25
Bayudan	30	4-12	1-2	4	4	0	9
Bianco	13	2-2	0-1	2	2	4	4
Schmidt	31	4-4	3-3	1	0	0	11
Sh. Revuelto	31	1-4	2-2	2	5	3	5
Luyt	2	0-1	0-0	0	0	1	0
Fitchett-Grance	2	0-0	0-0	0	0	0	0
Sh. Revuelto	2	0-0	0-0	1	0	0	0
Ramos	1	0-0	0-0	1	0	0	0
Kaio	9	0-0	0-0	1	0	1	0

VISITORS: Maryknoll Spartans 16-3, 4-0 HHSAA

##	Player Name	TOT-FG			3-PT			REBOUNDS			PF	TP	A	TO	BLK	S	MIN			
		FG	FGA	FG%	FG	FGA	FG%	OF	DE	TOT										
14	Furtado, Noah..... *	1	4	25.0%	1	3	33.3%	4	4	8	0	5	5	4	7	3	0	0	2	29
21	Grant, Parker..... *	0	2	0.0%	0	1	0.0%	1	2	3	0	1	1	1	1	3	6	0	0	28
25	Robben, Niko..... *	0	9	0.0%	0	2	0.0%	3	4	7	3	4	7	3	3	2	5	0	0	32
40	Soares, Liko..... *	7	7	100.0%	0	0	0.0%	2	4	6	1	1	2	1	16	0	2	0	0	21
44	Tolentino, Sage..... *	3	8	37.5%	0	1	0.0%	5	11	16	3	10	2	3	3	3	0	0	32	
05	Yap, Justin.....	2	3	66.7%	1	2	50.0%	0	0	0	1	7	0	0	0	0	0	0	7	
12	Eiland, Reginald.....	1	1	100.0%	0	0	0.0%	1	1	2	1	2	0	0	0	0	0	1	11	
TEAM.....								1												
Totals.....		14	34	41.2%	2	9	22.2%	11	29	40	14	46	10	16	3	3	160			

TOTAL FG% 1st Half:	8-23	34.8%	2nd Half:	6-11	54.5%	Game:	41.2%	DEADB
3-Pt. FG% 1st Half:	1-7	14.3%	2nd Half:	1-2	50.0%	Game:	22.2%	REBS
F Throw % 1st Half:	2-4	50.0%	2nd Half:	14-17	82.4%	Game:	76.2%	4

HOME TEAM: KS-Kapalama Warriors 15-1, 2-1 HHSAA

##	Player Name	TOT-FG			3-PT			REBOUNDS			PF	TP	A	TO	BLK	S	MIN
		FG	FGA	FG%	FG	FGA	FG%	OF	DE	TOT							
03	Ng, Kordel..... *	4	19	21.1%	3	13	23.1%	2	3	5	3	14	2	1	1	0	30
10	Ponteras, Preston.... *	0	7	0.0%	0	4	0.0%	0	1	1	3	0	1	1	0	1	24
13	Kamaka, Paliku..... *	1	6	16.7%	0	4	0.0%	1	2	3	3	4	0	1	0	0	22
21	Kapihe, EJ..... *	3	6	50.0%	1	2	50.0%	3	0	3	0	8	0	3	0	0	22
35	Lee, Bailey..... *	2	6	33.3%	0	2	0.0%	2	0	2	4	4	0	0	0	3	23
04	Smith, Kala'i.....	0	0	0.0%	0	0	0.0%	0	0	0	0	0	0	0	0	0	1
05	Rowland, Matthew.....	0	0	0.0%	0	0	0.0%	0	0	0	1	0	0	0	0	0	1
11	Pung, Onipaa.....	0	0	0.0%	0	0	0.0%	0	1	1	0	0	0	0	0	0	8
12	Defries, Braden.....	0	1	0.0%	0	1	0.0%	1	0	1	2	0	0	0	0	1	7
22	Parker, Joshua.....	0	1	0.0%	0	1	0.0%	0	0	0	2	0	0	0	0	1	8
23	Kanoho, Koa.....	0	0	0.0%	0	0	0.0%	0	0	0	0	0	0	0	0	0	1
32	Lever, Xavier.....	1	1	100.0%	0	0	0.0%	1	3	4	0	3	0	0	1	2	13
TEAM.....								1									
Totals.....		11	47	23.4%	4	27	14.8%	11	10	21	18	33	3	6	2	8	160

TOTAL FG% 1st Half:	3-18	16.7%	2nd Half:	8-29	27.6%	Game:	23.4%	DEADB
3-Pt. FG% 1st Half:	1-9	11.1%	2nd Half:	3-18	16.7%	Game:	14.8%	REBS
F Throw % 1st Half:	3-6	50.0%	2nd Half:	4-10	40.0%	Game:	43.8%	5

Officials: Dan Coda, Ryan Wells, Saffery Silva  
 Technical fouls: Maryknoll-None. KS-Kapalama-None. Attendance: 2,917  
 Score by Periods: 1st 2nd 3rd 4th Total  
 Maryknoll Spartans..... 8 11 9 18 - 46  
 KS Kapalama Warriors..... 5 5 6 17 - 33  
 Snapple/HHSAA Boys Basketball State Championships Division I Championship

# MARYKNOLL REPEATS

*The Spartans go from unseeded to state champs with a win over Kamehameha*

By Paul Honda  
 phonda@staradvertiser.com

Liko Soares scored 16 points and Sage Tolentino had 10 points, 16 rebounds and three blocks as Maryknoll defeated Kamehameha 46-33 to capture its second boys basketball state championship in a row.

Noah Furtado and Justin Yap added seven points each as Maryknoll (29-4) emerged out of the opening round as an unseeded entry from the Interscholastic League of Honolulu to win four games in a row.

A crowd of 2,917 at Stan Sheriff Center saw Maryknoll become the first team since 'Iolani in 2006 to repeat as Division I state champion.

Soares was efficient, smart and gritty. The 6-1 senior played through a meniscus injury, gauging the pain level at "12" on a scale of 0 to 10.

"It hurts a lot but my



PHOTOS BY CINDY ELLEN RUSSELL / CRUSSELL@STARADVERTISER.COM

The Maryknoll Spartans celebrated after winning the state title 46-33 over the Kamehameha Warriors on Friday. Below, Maryknoll's Sage Tolentino reached for the rebound over Kamehameha's Joshua Parker and teammate Parker Grant.

Punahou Buffanblu vs Maryknoll Spartans  
02/23/19 7:00 PM at Stan Sheriff Center - Honolulu, HI

VISITORS: Punahou Buffanblu 15-5, 3-1 HHSAA

##	Player Name	TOT-FG 3-PT			REBOUNDS			PF	TP	A	TO	BLK	S	MIN
		FG-FGA	FG-FGA	FT-FTA	OF	DE	TOT							
02	Kimura, Jakob..... *	2-10	0-4	6-7	1	4	5	5	10	1	5	0	1	28
03	Macapulay, Peyton... *	0-2	0-0	0-0	1	1	2	1	0	2	3	0	0	26
10	Falatea, Les..... *	2-6	1-5	0-0	1	3	4	4	5	0	0	0	1	24
20	Makaula, Kaulana.... *	3-11	1-4	0-0	0	5	5	4	7	0	2	0	0	28
33	Clemens, Duke..... *	3-8	0-0	3-4	3	3	6	4	9	0	1	0	0	24
01	Kobayashi, Andrew...	0-0	0-0	0-0	1	0	1	2	0	1	0	0	0	8
04	Watanabe, Drake....	0-0	0-0	0-0	0	0	0	0	0	0	0	0	0	1
05	Tufono, Maninoa.....	0-1	0-0	0-0	0	0	0	2	0	0	0	0	0	7
11	Kameehonua, Noah....	0-0	0-0	0-0	0	0	0	0	0	0	0	0	0	0+
12	Masamitsu, Micah....	0-0	0-0	0-0	0	0	0	2	0	0	0	0	0	0+
14	Nafarrete, Alex.....	0-1	0-1	0-0	0	1	1	0	0	0	0	0	0	3
23	Hsiung, Ryder.....	1-2	1-2	0-0	0	0	0	0	3	0	0	0	0	9
42	Moea'i, Solatoa.....	0-0	0-0	0-2	0	0	0	0	0	0	0	0	0	2
	Team.....				2	1	3							
	Totals.....	11-41	3-16	9-13	9	18	27	24	34	4	11	0	2	160

TOTAL FG% 1st Half:	4-16 25.0%	2nd Half:	7-25 28.0%	Game:	26.8%	DEADB
3-Pt. FG% 1st Half:	1-6 16.7%	2nd Half:	2-10 20.0%	Game:	18.8%	REBS
F Throw % 1st Half:	2-5 40.0%	2nd Half:	7-8 87.5%	Game:	69.2%	2

HOME TEAM: Maryknoll Spartans 16-1, 3-0 HHSAA

##	Player Name	TOT-FG 3-PT			REBOUNDS			PF	TP	A	TO	BLK	S	MIN
		FG-FGA	FG-FGA	FT-FTA	OF	DE	TOT							
03	Akaka, Kalai..... *	1-4	0-2	6-10	0	4	4	0	8	2	1	2	0	31
05	Grant, Payton..... *	0-2	0-2	0-0	0	2	2	4	0	2	0	0	3	20
21	Kamata, Makoto..... *	4-9	0-2	8-8	1	3	4	0	16	2	0	2	0	29
22	Tobin, Marcus..... *	8-10	0-0	1-2	1	4	5	1	17	0	2	0	0	27
25	Robben, Nikolas..... *	1-1	0-0	1-3	0	4	4	4	3	2	3	1	1	30
10	Brooke, Tyler.....	0-0	0-0	1-2	0	0	0	0	1	0	0	0	0	1
12	Eiland Jr., Reginald	0-0	0-0	0-2	0	0	0	0	0	0	0	0	0	1
14	Furtado, Noah.....	1-2	0-1	0-0	0	0	0	0	2	0	0	0	0	6
23	Tolentino, Sage.....	0-0	0-0	0-0	0	0	0	0	0	0	0	0	0	2
30	Pila, Matthew.....	0-0	0-0	0-0	0	0	0	0	0	0	0	0	0	0+
33	Grant, Parker.....	0-0	0-0	0-0	0	0	0	0	0	0	0	0	0	0+
34	Dias, Logan.....	0-0	0-0	0-0	0	0	0	0	0	0	0	0	0	0+
40	Soares, Liko.....	1-4	0-0	1-2	2	2	4	2	3	0	0	0	0	13
44	McGee, Kahaweoakalia	0-0	0-0	0-0	0	0	0	0	0	0	0	0	0	0+
50	Lin, Irvin.....	0-0	0-0	0-0	0	0	0	0	0	0	0	0	0	0+
	Team.....				4	4	4							
	Totals.....	16-32	0-7	18-29	4	23	27	11	50	8	6	5	4	160

TOTAL FG% 1st Half:	7-17 41.2%	2nd Half:	9-15 60.0%	Game:	50.0%	DEADB
3-Pt. FG% 1st Half:	0-5 0.0%	2nd Half:	0-2 0.0%	Game:	0.0%	REBS
F Throw % 1st Half:	7-10 70.0%	2nd Half:	11-19 57.9%	Game:	62.1%	5

Officials: Daniel Coda, Ryan Wells, Eric Morales  
 Technicals: Punahou-None. Maryknoll -None.  
 Attendance: 3,983.

Score by Periods	1st	2nd	3rd	4th	Total
Punahou Buffanblu..	6	5	8	15	- 34
Maryknoll Spartans.	9	12	14	15	- 50

2019 Snapple/HHSAA Boys Basketball State Championships DI Championship Game

Pts in the paint-PUN 16, MARY 24.  
 Pts off turnovers-PUN 8, MARY 8.  
 2nd chance pts-PUN 8, MARY 5.  
 Fast break pts-PUN 4, MARY 8.  
 Bench pts-PUN 3, MARY 6.  
 Score tied-1. Lead changes-4.  
 Last FG-PUN 4th-00:21, MARY 4th-01:14.  
 Largest lead-PUNAHOU 2 1st-02:18,  
 MARYKNOLL 20 4th-00:43.  
 PUN led 01:56. MARY led 28:43.  
 Game tied for 01:21.

## MARYKNOLL MAKES HISTORY

By Paul Honda  
phonda@staradvertiser.com

Thirty-five years later, the Maryknoll Spartans are at the top of the boys basketball universe again.

Marcus Tobin, their 6-foot-7 wing, scored 17 points and guard Makoto Kamata tallied 16, including 8-of-8 shooting at the free-throw line, as the top-seeded Spartans overwhelmed Punahou 50-34 on Saturday night for the Snapple/HHSAA Boys Basketball State Championship.

"We know playing in this I.H.I. there's a lot of pressing, so we have a lot of press breakers and a knowledge of how to break it, and it's really hard to get us to turn the ball over," Spartans coach Kelly Grant said.


In a battle with Punahou for a fourth time this season — the Spartans won the first three — Maryknoll was methodically efficient with only six turnovers, including none as they took a 21-11 lead into the half.

"When you play a team a fourth time, they're going to know what your tendencies are. We have three guys who are excellent at getting inside the defense, and we have guys like Makoto who hit 3-point shots. We have the total package," Grant said.

The last time Maryknoll (30-2) won the state crown was in 1984, when current head coach Kelly Grant was a senior guard playing for then-coach Tony Sellitto.

The two talked earlier in the day, as they often do. The scenario this time compared to '84, a little different.

"There was so much press-



Maryknoll guard Payton Grant lifted the net after cutting it down following his team's state title on Saturday.

### MARYKNOLL 50, PUNAHOU 34

PUNAHOU (25-1)	FG	15-41	FT	9-13	REB	27	PF	24	TP	34	A	11	TO	0	BLK	2	S	160
Maryknoll (30-2)	FG	16-32	FT	0-7	REB	27	PF	11	TP	50	A	8	TO	6	BLK	5	S	160

<b>STARTERS (20:00)</b>	##	NAME	PTS	REB	AST	BLK	S	MIN
	03	Akaka, Kalai	4	4	2	2	0	31
	05	Grant, Payton	0	2	2	4	0	20
	21	Kamata, Makoto	4	3	4	0	29	
	22	Tobin, Marcus	8	5	1	17	0	27
	25	Robben, Nikolas	1	4	4	3	30	
<b>RESERVE (16:00)</b>	##	NAME	PTS	REB	AST	BLK	S	MIN
	10	Brooke, Tyler	0	0	0	1	0	1
	12	Eiland Jr., Reginald	0	0	0	0	0	1
	14	Furtado, Noah	1	0	0	2	0	6
	23	Tolentino, Sage	0	0	0	0	0	2
	30	Pila, Matthew	0	0	0	0	0	0+
	33	Grant, Parker	0	0	0	0	0	0+
	34	Dias, Logan	0	0	0	0	0	0+
	40	Soares, Liko	1	2	4	2	13	
	44	McGee, Kahaweoakalia	0	0	0	0	0	0+
	50	Lin, Irvin	0	0	0	0	0	0+

cluding 34-of-46 from the arc. Maryknoll also did what almost nobody else in the state could, converting only six turnovers against Punahou's determined, athletic defenders.



VISITORS: Punahou Buffanblu 14-3, 4-0 HHSAA

##	Player Name	TOT-FG 3-PT			REBOUNDS			PF	TP	A	TO	BLK	S	MIN
		FG-FGA	FG-FGA	FT-FTA	OF	DE	TOT							
01	Mausolf, Cole..... *	3-4	1-2	2-2	0	4	4	3	9	0	0	2	2	26
02	Chong, Zayne..... *	2-9	1-4	2-2	0	1	1	1	7	5	0	0	1	23
10	Arceneaux, Cole..... *	3-6	1-2	2-4	1	4	5	2	9	2	1	0	1	22
20	Makaula, Kaulana.... *	2-5	0-1	0-0	1	1	2	2	4	3	1	0	0	19
33	Clemens, Duke..... *	5-8	0-0	0-0	2	4	6	3	10	1	1	0	0	17
03	Hosoda, Hunter.....	3-4	1-1	2-2	0	1	1	1	9	4	2	0	2	17
04	C. Feria, Antonio....	0-0	0-0	0-0	0	1	1	1	0	0	0	0	0	2
05	Tufono, Maninoa.....	0-3	0-0	1-2	1	0	1	1	1	0	0	0	0	13
11	Falatea, Les.....	4-4	2-2	2-2	0	0	0	1	12	0	0	0	1	13
12	Kimura, Jakob.....	0-0	0-0	0-0	0	0	0	0	0	0	0	0	0	3
14	Nafarrete, Alex.....	0-0	0-0	0-0	0	0	0	0	0	1	1	0	0	1
21	Kobayashi, Andrew...	0-0	0-0	0-0	0	0	0	0	0	0	0	0	0	1
23	S-Montgomery, Trista	0-0	0-0	1-2	0	0	0	0	1	0	0	0	0	1
32	Kameehonua, Noah....	1-2	0-0	0-0	0	0	0	0	2	0	0	0	0	1
34	Hepting, J-Deshawn..	0-0	0-0	0-0	0	0	0	0	0	0	0	0	0	1
	Team.....					5	5							
	Totals.....	23-45	6-12	12-16	5	21	26	15	64	16	6	2	7	160

TOTAL FG% 1st Half: 11-22 50.0% 2nd Half: 12-23 52.2% Game: 51.1% DEADB  
 3-Pt. FG% 1st Half: 4-7 57.1% 2nd Half: 2-5 40.0% Game: 50.0% REBS  
 F Throw % 1st Half: 4-4 100 % 2nd Half: 8-12 66.7% Game: 75.0% 1,1

HOME TEAM: Kahuku Red Raiders 15-2, 3-1 HHSAA

##	Player Name	TOT-FG 3-PT			REBOUNDS			PF	TP	A	TO	BLK	S	MIN
		FG-FGA	FG-FGA	FT-FTA	OF	DE	TOT							
01	Smith, Tolu..... *	9-16	0-0	5-12	4	10	14	1	23	1	3	5	0	32
10	Winitana, Ruanui.... *	1-9	0-4	0-0	1	2	3	4	2	1	4	0	0	31
20	Erickson, Ethan..... *	0-1	0-1	1-2	0	1	1	1	1	0	1	0	0	16
23	Sauvao, Robbie..... *	1-1	1-1	1-2	2	1	3	5	4	1	3	0	0	26
32	Damuni, Marcus..... *	2-5	0-0	3-4	1	4	5	0	7	0	0	0	0	25
05	Enos, Lokana.....	0-1	0-1	0-0	0	0	0	4	0	0	1	0	1	22
11	Macatiag, KJ.....	0-5	0-2	0-0	0	0	0	1	0	0	2	0	0	6
24	Spencer, Quinton....	0-1	0-1	0-0	0	0	0	1	0	0	0	0	0	1
42	Reid, Shon.....	0-0	0-0	0-0	0	0	0	0	0	0	1	0	0	1
	Team.....				1	2	3							
	Totals.....	13-39	1-10	10-20	9	20	29	17	37	3	15	5	1	160

TOTAL FG% 1st Half: 5-14 35.7% 2nd Half: 8-25 32.0% Game: 33.3% DEADB  
 3-Pt. FG% 1st Half: 1-4 25.0% 2nd Half: 0-6 0.0% Game: 10.0% REBS  
 F Throw % 1st Half: 6-14 42.9% 2nd Half: 4-6 66.7% Game: 50.0% 5

Officials: Eric Morales, Kirk Hottendorf, Thomas Yoshida  
 Technical fouls: Punahou-None. Kahuku-None. Attendance: 2902

Score by Periods	1st	2nd	3rd	4th	Total
Punahou Buffanblu.....	15	15	18	16	64
Kahuku Red Raiders.....	5	12	9	11	37

Snapple/HHSAA Boys State Basketball Championships - Division I Championship Game

Pts in the paint-PUNAHOU 30,KAHUKU 22.  
 Pts off turnovers-PUNAHOU 19,KAHUKU 2.  
 2nd chance points-PUNAHOU 2,KAHUKU 12.  
 Fast break points-PUNAHOU 10,KAHUKU 0.  
 Bench points-PUNAHOU 25,KAHUKU 0.  
 Score tied-2 times.  
 Lead changed-2 times.  
 Last FG-PUNAHOU 4th-00:09,  
 KAHUKU 4th-00:17.  
 Largest lead-PUNAHOU by 27 4th-0:32,  
 KAHUKU by 2 1st-05:02.  
 PUNAHOU led for 29:12.  
 KAHUKU led for 00:27.  
 Tied for 02:16.

# SMASHING PERFORMANCE

Punahou shows off its talent and depth in stifling the defending champion Kahuku Red Raiders

By Paul Honda  
 phonda@staradvertiser.com

For five minutes, it was a heavyweight bout, titans clashing on the hardwood, two giants of Hawaii basketball toe to toe.

Then Punahou turned on the heat, using its patented 212 degree-boiling point pressure defense to stifle Kahuku in a 64-37 runaway win in the final of the Snapple/HHSAA Boys Basketball State Championships on Friday night at Stan Sheriff Center.

Tamatoa Falatea scored 12 points off the bench, center Duke Clemens added 10 and Punahou shot 51 percent (23-45) from the field. Cole Mausolf, Cole Arceneaux and Hunter Hosoda added nine points each



PUNAHOU 64, KAHUKU 37												
BUFFANBLU (14-0)												
##	FG	FTA	FT%	3P	3PTA	3PT%	REB	PF	TP	A	TO	BLK
Mausolf	26	54	48.1	4	9	44.4	14	3	9	0	0	2
Chong	23	25	92.0	1	1	100.0	1	1	7	5	0	0
Arceneaux	22	36	61.1	2	5	40.0	5	2	9	2	1	0
Makaula	18	25	72.0	0	0	0.0	4	2	4	3	1	0
Clemens	17	58	29.3	6	13	46.2	6	3	10	1	1	0
Hosoda	17	34	50.0	1	1	100.0	1	1	9	4	2	0
Feria	2	0	0.0	1	1	100.0	0	0	0	0	0	0
Tufono	13	0	0.0	1	1	100.0	1	1	1	0	0	0
Falatea	13	4	32.0	0	0	0.0	11	2	12	0	0	0
Kimura	3	0	0.0	0	0	0.0	0	0	0	0	0	0
Hastaris	1	0	0.0	0	0	0.0	0	0	0	0	0	0
Kobayashi	1	0	0.0	0	0	0.0	0	0	0	0	0	0
Montgomery	1	0	0.0	0	0	0.0	0	0	0	0	0	0
Kameehonua	1	1	100.0	0	0	0.0	0	0	0	0	0	0
Hepting	1	0	0.0	0	0	0.0	0	0	0	0	0	0
TEAM												
WFLA	180	25-45	55.6	28	58	48.3	15	17	64	16	6	2

RED RAIDERS (16-2)												
##	FG	FTA	FT%	3P	3PTA	3PT%	REB	PF	TP	A	TO	BLK
Smith	33	45	73.3	14	14	100.0	14	1	23	1	3	5
Winitana	31	12	0.0	3	4	75.0	3	4	2	1	4	0
Erickson	16	0	0.0	1	1	100.0	1	1	1	0	1	0
Sauvao	26	11	13.6	3	5	60.0	4	5	4	1	3	0
Damuni	22	25	88.0	0	0	0.0	5	0	7	0	0	0
Enos	22	0	0.0	0	0	0.0	4	0	0	0	0	0
Macatiag	6	25	24.0	0	0	0.0	0	1	0	0	2	0
Spencer	1	0	0.0	0	0	0.0	0	0	0	0	0	0
Reid	1	0	0.0	0	0	0.0	0	0	0	0	0	0
TEAM												
WFLA	180	19-39	48.7	28	58	48.3	29	17	37	3	15	5

Key - fg: field goals made-attempt; ft: free throws made-attempt; tp: three-pointers made-attempt; reb: rebounds; pf: personal fouls; tp: technical fouls; blk: blocks; stl: steals; min: minutes played

Punahou Buffanblu vs Kahuku Red Raiders  
02/17/17 7:00 pm at Stan Sheriff Center, Honolulu

VISITORS: Punahou Buffanblu			Total 3-point			Rebounds									
##	PLAYER	P	FG-FGA	FG-FGA	FT-FTA	OF-DE	TOT	PF	TP	A	TO	BLK	S	MIN	
01	Mausolf, Cole	*	5-9	4-7	0-0	2-1	3	1	14	2	3	0	1	28	
03	Hosoda, Hunter	*	2-4	0-2	0-0	1-3	4	1	4	3	0	0	0	19	
11	Kobayashi, Chris	*	5-15	1-6	1-3	0-1	1	4	12	2	3	0	1	29	
20	Makaula, Kaulana	*	0-2	0-0	0-0	1-2	3	5	0	0	0	0	0	9	
33	Clemens, Duke	*	4-8	0-0	0-0	3-4	7	4	8	0	1	0	2	22	
02	Chong, Zayne	-	4-12	2-6	1-2	0-1	1	3	11	3	2	0	0	25	
04	Cockett, Judd	-	0-0	0-0	0-0	0-0	0	2	0	0	0	0	0	0+	
05	Tufono, Maninoa	-	2-4	2-4	0-0	2-2	4	0	6	0	0	0	0	9	
12	Cortez Feria, A.	-	0-0	0-0	0-0	0-0	0	0	0	0	0	0	0	0+	
14	Nafarrete, Alex	-	0-0	0-0	0-0	0-0	0	0	0	0	0	0	0	0+	
23	Martinson, Andrew	-	0-1	0-0	0-0	0-1	1	1	0	0	0	0	0	5	
24	Whittaker, David	-	0-0	0-0	0-0	0-1	1	0	0	0	0	0	0	11	
31	Kimura, Jakob	-	0-1	0-1	0-0	0-0	0	0	0	0	0	0	0	0+	
32	Falatea, Les	-	0-1	0-1	0-0	0-0	0	1	0	0	0	0	0	3	
TM	Team	-	-	-	-	2-1	3	-	-	-	-	-	-	-	
	Totals.....	-	22-57	9-27	2-5	11-17	28	22	55	10	9	0	4	160	

TOTAL FG% 1Q: 6-15 40.0% 2Q: 6-16 37.5% 3Q: 6-13 46.2% 4Q: 4-13 30.8% Game: 38.6%  
 3-Pt. FG% 1Q: 2-6 33.3% 2Q: 2-5 40.0% 3Q: 4-6 44.4% 4Q: 1-7 14.3% Game: 33.3%  
 F Throw % 1Q: 1-2 50.0% 2Q: 0-1 00.0% 3Q: 1-2 50.0% 4Q: 0-0 00.0% Game: 40.0%

HOME: Kahuku Red Raiders			Total 3-point			Rebounds									
##	PLAYER	P	FG-FGA	FG-FGA	FT-FTA	OF-DE	TOT	PF	TP	A	TO	BLK	S	MIN	
04	Villa, Jessiya	*	6-14	1-5	10-14	1-6	7	2	23	3	2	0	0	32	
05	Ah-Hoy, Kesi	*	0-2	0-1	1-2	0-2	2	0	1	2	3	0	1	27	
15	Fotu, Daniel	*	5-12	0-0	4-5	2-6	8	2	14	3	2	1	1	30	
23	Sauvao, Codie	*	3-4	0-0	0-4	1-4	5	1	6	0	0	1	3	32	
32	Avea, Samuta	*	6-11	2-4	6-6	6-5	11	0	20	1	1	4	0	31	
01	Kaniho, Kekaula	-	2-3	1-1	1-2	0-1	1	1	6	0	0	0	0	6	
12	Viloria, Mark	-	0-0	0-0	0-0	0-0	0	0	0	0	0	0	0	0+	
14	Damuni, Marcus	-	0-0	0-0	0-0	0-0	0	0	0	0	0	0	0	0+	
42	Wright, Taimona	-	0-0	0-0	0-0	0-1	1	0	0	0	0	0	0	2	
45	Alapa, Stennett	-	0-0	0-0	0-0	0-0	0	0	0	0	0	0	0	0+	
TM	Team	-	-	-	-	2-0	2	-	-	-	-	-	-	-	
	Totals.....	-	22-46	4-11	22-33	12-25	37	6	70	9	8	6	5	160	

TOTAL FG% 1Q: 5-12 41.7% 2Q: 8-15 53.3% 3Q: 6-13 46.2% 4Q: 3-6 50.0% Game: 47.8%  
 3-Pt. FG% 1Q: 1-3 33.3% 2Q: 2-3 66.7% 3Q: 1-5 20.0% 4Q: 0-0 00.0% Game: 36.4%  
 F Throw % 1Q: 5-7 71.4% 2Q: 1-3 33.3% 3Q: 2-4 50.0% 4Q: 14-19 73.7% Game: 66.7%

Officials: Ryan Wells, William Puchalski, Ian Akamine  
 Technical fouls: Punahou-None. Kahuku-None.  
 Attendance: 3565

Score by Periods	1st	2nd	3rd	4th	Total
Punahou Buffanblu	15	14	17	9	55
Kahuku Red Raiders	16	19	15	20	70

Pts in the paint - Punahou 20, Kahuku 28.  
 Pts off turnovers - Punahou 9, Kahuku 11.  
 2nd chance pts. - Punahou 8, Kahuku 16.  
 Fast break pts. - Punahou 2, Kahuku 2.  
 Bench pts-Punahou 17, Kahuku 6.  
 Score tied-3 times. Lead changed-1 time.  
 Last FG-Punahou 4th-00:50, Kahuku 4th-02:04.  
 Largest lead-Punahou by 4 1st-05:13, Kahuku by 15 4th-00:14.  
 Punahou led for 02:54.  
 Kahuku led for 27:21.  
 Game was tied for 01:45.

# A FIRST FOR KAHUKU

By Paul Hoada  
[pfoada@starbulletin.com](mailto:pfoada@starbulletin.com)

Kahuku finally has its first boys basketball state championship.  
 In one of the most fast-paced state finals in recent memory, top-seeded Kahuku got 23 points from point guard Jessiya Villa and 20 points, 11 rebounds and four blocks from Samuta Avea to outlast second-seeded Punahou 70-55 in the Division I final of the Snapple/HI-SAA Boys Basketball State Championships on Saturday at Stan Sheriff Center.  
 A crowd of 3,565 roared double its size, and most of the volume came from Kahuku fans.  
 "I'm blessed to be at such a great school with great teammates," said Avea, who transferred back home after one year at Bishopman (Utah), where he won a title.  
 Villa was the spark to the engine, pouring the tempo all night. He added seven rebounds and made seven of his last eight free-throw attempts as the Red Raiders closed the game with a 14-0 run.  
 "I shot well from the free-throw line and got everyone involved," Villa said. "To represent Kahuku, everyone is part of this wonderful team."  
 Dan Fotu, a 6-foot-7 junior, tallied 14 points.



VISITORS: Punahou Buffanblu 12-7, 3-1 HHSAA

##	Player Name	TOT-FG			3-PT			REBOUNDS			PF	TP	A	TO	BLK	S	MIN
		FG-FGA	FG-FGA	FT-FTA	OF	DE	TOT	OF	DE	TOT							
01	Arceneaux, Cole..... *	1-7	0-2	0-0	0	2	2	2	2	3	0	0	0	0	0	24	
02	Chong, Zayne.....	2-7	2-4	0-0	0	1	1	5	6	1	0	1	0	0	20		
03	Hosoda, Hunter.....	1-4	0-1	0-0	0	3	3	0	2	1	0	0	0	0	8		
04	Tufono, Maninoa.....	0-0	0-0	0-2	1	0	1	0	0	0	0	0	0	0	0+		
05	Yoshino, Kyle.....	0-0	0-0	0-0	0	0	0	1	0	0	0	0	0	0	1		
10	Lee, Hunter.....	1-4	1-3	0-0	0	0	0	2	3	0	0	0	0	0	13		
11	Kobayashi, C..... *	1-6	1-5	4-4	0	0	0	1	7	1	1	0	2	21			
12	Troske, 'Akahi..... *	4-8	0-0	0-0	4	5	9	5	8	1	1	1	2	23			
14	Mausolf, Cole.....	0-1	0-1	0-0	0	0	0	0	0	0	0	0	1	8			
20	Makaula, Kaulana.... *	0-2	0-1	0-0	1	1	2	0	0	0	1	0	0	7			
23	Lum, Jared..... *	3-6	0-0	2-3	2	3	5	0	8	1	0	0	0	24			
32	Falatea, Les.....	0-2	0-1	0-0	1	1	2	0	0	0	2	0	0	2			
33	Clemens, Duke.....	1-2	0-0	0-0	0	0	0	1	2	0	0	0	0	3			
34	Kaumatule, N.....	1-3	0-0	0-0	0	0	0	2	2	0	1	0	0	6			
TEAM.....					4			4									
Totals.....		15-52	4-18	6-9	13	16	29	19	40	8	6	2	5	160			
TOTAL FG% 1st Half: 7-25		28.0%	2nd Half: 8-27		29.6%	Game: 28.8%		DEADB									
3-Pt. FG% 1st Half: 1-7		14.3%	2nd Half: 3-11		27.3%	Game: 22.2%		REBS									
F Throw % 1st Half: 3-6		50.0%	2nd Half: 3-3		100 %	Game: 66.7%		2									

HOME TEAM: 'Iolani Raiders 12-5, 3-0 HHSAA

##	Player Name	TOT-FG			3-PT			REBOUNDS			PF	TP	A	TO	BLK	S	MIN
		FG-FGA	FG-FGA	FT-FTA	OF	DE	TOT	OF	DE	TOT							
11	Baldomero, Helam.... *	0-2	0-1	2-2	0	2	2	1	2	0	0	0	0	0	22		
14	Mann, Robby..... *	5-12	0-0	4-7	0	4	4	0	14	1	1	0	1	30			
15	Gelacio, Zach..... *	1-5	1-3	4-4	0	3	3	3	7	0	3	0	0	21			
21	Kennedy, Nick..... *	1-2	0-0	1-2	4	4	8	3	3	0	1	0	1	25			
22	Bumanglag, Noah.....	0-1	0-1	0-0	0	0	0	1	0	1	0	0	1	13			
23	Genovia, Justin.....	1-2	0-1	2-2	0	1	1	0	4	0	1	0	0	9			
24	Alabanza, Bailey....	0-2	0-2	0-0	0	0	0	0	0	0	1	0	0	8			
33	Chang, Cameron.....	0-0	0-0	0-0	0	1	1	0	0	0	0	0	0	4			
34	Hogland, Hugh..... *	7-8	0-0	1-4	2	8	10	1	15	0	3	6	0	28			
TEAM.....					1			2			3						
Totals.....		15-34	1-8	14-21	7	25	32	9	45	2	10	6	3	160			
TOTAL FG% 1st Half: 8-18		44.4%	2nd Half: 7-16		43.8%	Game: 44.1%		DEADB									
3-Pt. FG% 1st Half: 1-5		20.0%	2nd Half: 0-3		0.0%	Game: 12.5%		REBS									
F Throw % 1st Half: 7-10		70.0%	2nd Half: 7-11		63.6%	Game: 66.7%		3									

Officials: Thomas Yoshida, Donovan Lewis Sr, Saffery Silva  
 Technical fouls: Punahou-None. 'Iolani-Gelacio, Zach. Attendance: 3357

Score by Periods	1st	2nd	3rd	4th	Total
Punahou Buffanblu.....	8	10	11	11	40
'Iolani Raiders.....	8	16	13	8	45

OC 16/HHSAA Boys Basketball State Championships - Division I Championship Game

# 'Iolani captures state D-I championship

By Paul Hoad  
 phoad@stansheriff.com

It was, as Punahou coach Darnes Matsuda put it, a crazy finish to a crazy season. In the end, it was the ascent and ascent of teams that prevailed. Hugh Hogland had 15 points, 10 rebounds and six blocks, and Robby Mann swished two foul shots with 5.5 seconds left to help top-seeded 'Iolani seal a 45-40 win over Punahou to capture the OC 16/HHSAA state boys basketball championship on Saturday night before 3,357 fans at Stan Sheriff Center. Hogland, a 6-foot-9 junior, was dominant throughout the tournament and was voted most outstanding player. "When they brought everything at me, the fatigue started



PUNAHOU vs 'IOLANI											
PUNAHOU (12-7, 3-1 HHSAA)											
##	FG	3PT	FT	REB	PF	TP	A	TO	BLK	S	
Arceneaux	1-7	0-2	0-0	2	2	3	0	0	0	0	
Chong	2-7	2-4	0-0	1	1	5	6	1	0	1	
Hosoda	1-4	0-1	0-0	0	3	3	0	2	1	0	
Tufono	0-0	0-0	0-2	1	0	1	0	0	0	0	
Yoshino	0-0	0-0	0-0	0	0	0	1	0	0	0	
Lee	1-4	1-3	0-0	0	0	0	2	3	0	0	
Kobayashi	1-6	1-5	4-4	0	0	0	1	7	1	1	
Troske	4-8	0-0	0-0	4	5	9	5	8	1	1	
Mausolf	0-1	0-1	0-0	0	0	0	0	0	0	0	
Makaula	0-2	0-1	0-0	1	1	2	0	0	0	1	
Lum	3-6	0-0	2-3	2	3	5	0	8	1	0	
Falatea	0-2	0-1	0-0	1	1	2	0	0	0	2	
Clemens	1-2	0-0	0-0	0	0	0	1	2	0	0	
Kaumatule	1-3	0-0	0-0	0	0	0	2	2	0	1	
TEAM				4	4						
TOTAL	15	52	6	13	16	29	19	40	8	6	
FG%	28.8%	3-PT%	22.2%	FT%	66.7%						

'IOLANI RAIDERS											
##	FG	3PT	FT	REB	PF	TP	A	TO	BLK	S	
Baldomero	0-2	0-1	2-2	0	2	2	1	2	0	0	
Mann	5-12	0-0	4-7	0	4	4	0	14	1	1	
Gelacio	1-5	1-3	4-4	0	3	3	3	7	0	3	
Kennedy	1-2	0-0	1-2	4	4	8	3	3	0	1	
Bumanglag	0-1	0-1	0-0	0	0	0	1	0	1	0	
Genovia	1-2	0-1	2-2	0	1	1	0	4	0	1	
Alabanza	0-2	0-2	0-0	0	0	0	0	0	0	1	
Chang	0-0	0-0	0-0	0	1	1	0	0	0	0	
Hogland	7-8	0-0	1-4	2	8	10	1	15	0	3	
TEAM				1	2		3				
TOTAL	15	34	14	7	25	32	9	45	2	10	
FG%	44.1%	3-PT%	12.5%	FT%	66.7%						

VISITORS: Iolani 11-4, 3-0 HHSAA

#	Player Name	TOT-FG			3-PT			REBOUNDS			PF	TP	A	TO	BLK	S	MIN
		FG	-FGA	FGA	FT	-FTA	OF	DE	TOT								
14	Mann, Robby..... *	0	4	0	1	2	1	4	5	1	1	1	2	1	0	30	
15	Gelacio, Zack..... *	4	9	3	6	1	0	1	1	3	12	0	2	0	0	29	
21	Hamada, Bryson..... *	2	5	0	0	0	0	4	4	5	4	0	0	0	1	20	
23	Yamada, Erik..... *	1	11	1	3	8	2	2	4	4	11	2	3	0	0	31	
24	Lee, John.....	0	1	0	1	0	1	0	1	1	0	0	0	1	0	1	
25	Winchester, Pikai...	3	7	2	4	0	1	1	2	4	8	1	0	0	0	17	
31	Borden, Kamu..... *	1	2	0	0	0	1	4	5	0	2	0	0	1	0	13	
34	Hogland, Hugh.....	3	6	0	0	2	5	4	9	3	8	1	2	0	0	19	
TEAM.....						2		1		3							
Totals.....		14	45	6	15	12	13	21	34	21	46	5	9	3	1	160	

TOTAL FG% 1st Half:	4-22	18.2%	2nd Half:	10-23	43.5%	Game:	31.1%	DEADB
3-Pt. FG% 1st Half:	2-8	25.0%	2nd Half:	4-7	57.1%	Game:	40.0%	REBS
F Throw % 1st Half:	5-9	55.6%	2nd Half:	7-12	58.3%	Game:	57.1%	4

HOME TEAM: Kalaheo 16-1, 3-0 HHSAA

#	Player Name	TOT-FG			3-PT			REBOUNDS			PF	TP	A	TO	BLK	S	MIN
		FG	-FGA	FGA	FT	-FTA	OF	DE	TOT								
02	Marrotte, Zachary...	1	4	0	2	1	0	1	1	1	3	0	0	1	1	22	
03	Smith, Kekai..... *	1	3	1	1	1	0	1	1	3	4	1	0	0	1	31	
05	Macleod, Alexander..	5	8	1	1	2	0	4	4	5	13	0	0	0	1	22	
10	Whitlock, Captain... *	0	1	0	1	0	0	1	1	0	0	0	1	1	0	13	
11	Gilmore, Kaleb..... *	5	11	2	3	18	1	0	1	4	30	0	0	0	0	32	
20	Smith, Jalen Kuhia.. *	0	1	0	1	2	0	1	1	1	2	0	0	0	0	8	
24	Harrison, Kupaa..... *	0	5	0	0	1	3	13	16	4	1	5	4	0	1	32	
TEAM.....						2		2									
Totals.....		12	33	4	9	25	4	23	27	18	53	6	5	2	4	160	

TOTAL FG% 1st Half:	7-17	41.2%	2nd Half:	5-16	31.3%	Game:	36.4%	DEADB
3-Pt. FG% 1st Half:	3-6	50.0%	2nd Half:	1-3	33.3%	Game:	44.4%	REBS
F Throw % 1st Half:	8-10	80.0%	2nd Half:	17-21	81.0%	Game:	80.6%	2

Officials: Donovan Lewis, Jr., Francis Kau, William Puchalski  
 Technical fouls: Iolani-None. Kalaheo-None.

Attendance: 3759

Score by Periods	1st	2nd	3rd	4th	Total
Iolani Raiders.....	10	5	14	17	- 46
Kalaheo Mustangs.....	8	17	10	18	- 53

# KALAHEO WINS IT ALL

*Kupaa Harrison and Kaleb Gilmore lead the Mustangs to victory over Iolani*

By Paul Honda  
[p.honda@stansheriff.com](mailto:p.honda@stansheriff.com)

Clear the rafters a bit, they're going to need room for another banner above Pete Smith Court.

The Kalaheo Mustangs used every bit of wit and skill, getting a near-flawless floor game from Kupaa Harrison in a point-forward role, and 30 points from marksmen Kaleb Gilmore to stave off Iolani 53-46 to capture the Division I state crown on Saturday night.

Kalaheo (21-3) collected its sixth state title, including two in the past three seasons under coach Alica Smith.

"I never got to win one during any (playing) career," Smith said. "But for Kupaa, that's his second title."

Harrison, well aware of Gilmore's ailing ankle — injured against Kahala in the semifinals — took command much of the night in running the offense. He looked and played more like a 6-foot-5 point guard than a forward. He didn't score until the fourth quar-



VISITORS: Farrington Governors (15-2,2-1 HHSAA)

#	Player Name	TOT-FG 3-PT			REBOUNDS			PF	TP	A	TO	BLK	S	MIN
		FG-FGA	FG-FGA	FT-FTA	OF	DE	TOT							
11	MCENROE, Jacob..... *	6-9	3-4	1-3	6	4	10	1	16	0	0	0	0	32
14	SMITH, Isaiah..... *	1-4	0-0	0-0	0	0	0	5	2	0	1	0	0	18
20	HUGO, Van..... *	0-11	0-4	0-0	2	3	5	5	0	0	2	0	0	22
22	VISORIA, Isaiah..... *	1-9	0-0	3-4	0	2	2	1	5	1	0	0	1	24
43	UNUTOA, Tuamasaga.... *	2-6	0-0	0-1	1	4	5	2	4	1	1	0	0	20
12	DULDULAO, Mark.....	1-3	0-0	0-0	0	0	0	3	2	0	1	0	1	11
32	FRANCISCO, Jay-ar....	0-0	0-0	0-0	0	0	0	0	0	0	0	0	0	3
33	WILLIAMS, Manly.....	0-0	0-0	0-0	0	1	1	1	0	0	0	0	0	7
42	CORREIA, Makana.....	0-0	0-0	0-0	0	0	0	0	0	0	0	0	0	0+
44	LUAFATASAGA, S.....	1-1	0-0	1-4	1	2	3	2	3	0	1	1	0	12
55	SEMISI, Mason.....	2-4	0-0	4-5	2	0	2	1	8	0	0	1	0	11
TEAM.....					3		3							
Totals.....		14-47	3-8	9-17	15	16	31	21	40	2	6	2	2	160

TOTAL FG% 1st Half: 6-17 35.3% 2nd Half: 8-30 26.7% Game: 29.8% DEADB  
 3-Pt. FG% 1st Half: 1-2 50.0% 2nd Half: 2-6 33.3% Game: 37.5% REBS  
 F Throw % 1st Half: 3-7 42.9% 2nd Half: 6-10 60.0% Game: 52.9% 2

HOME TEAM: Iolani Raiders (13-3,3-0 HHSAA)

#	Player Name	TOT-FG 3-PT			REBOUNDS			PF	TP	A	TO	BLK	S	MIN
		FG-FGA	FG-FGA	FT-FTA	OF	DE	TOT							
14	PHILLIP, Ikaika..... *	6-12	0-2	3-3	1	7	8	2	15	0	1	0	0	32
20	GALLACHER, Chris..... *	2-4	0-0	2-2	3	1	4	1	6	0	1	0	1	21
23	YAMADA, Erik..... *	0-3	0-0	6-9	0	4	4	0	6	4	2	0	1	29
24	BUSCHER, Zach..... *	3-10	1-2	4-8	1	0	1	1	11	2	1	0	0	32
50	HOGLAND, Hugh..... *	0-1	0-0	1-2	1	7	8	4	1	0	1	2	0	18
10	WINCHESTER, Pikai....	0-2	0-1	0-0	0	0	0	0	0	1	0	0	0	8
15	GELACIO, Zach.....	0-0	0-0	0-0	0	0	0	1	0	0	2	0	0	6
31	BORDEN, Kamu.....	1-2	0-0	0-0	3	4	7	4	2	0	1	0	0	12
32	MANN, Robbie.....	1-1	0-0	0-0	0	1	1	3	2	0	0	0	0	2
TEAM.....					2		2							
Totals.....		13-35	1-5	16-24	11	24	35	16	43	7	9	2	2	160

TOTAL FG% 1st Half: 8-23 34.8% 2nd Half: 5-12 41.7% Game: 37.1% DEADB  
 3-Pt. FG% 1st Half: 1-3 33.3% 2nd Half: 0-2 0.0% Game: 20.0% REBS  
 F Throw % 1st Half: 4-5 80.0% 2nd Half: 12-19 63.2% Game: 66.7% 3

Officials: Eric Morales, Jose Irizarry, Bobby Higa

Technical fouls: None.

Attendance: 3,382

Score by Periods	1st	2nd	3rd	4th	Total
Farrington .....	2	14	8	16	- 40
Iolani .....	6	15	10	12	- 43

# 'IOLANI TAKES THE TITLE

*The patient Raiders hold off Farrington to win the Division I championship*

By Paul Honda  
[phonda@staradvertiser.com](mailto:phonda@staradvertiser.com)

Sweet and slow nice and boring and simply champions. The top-seeded Iolani Raiders grabbed a lead,

**INSIDE** milled the clock and earned them a Division I state championship by squeezing the hopes out of second-seeded Farrington in a 43-40 victory in the final of the Hawaiian Airlines/HHSAA Boys Basketball State Championships. "Farrington's a tough



PHOTO BY PAUL HONDA FOR STARADVERTISER.COM

Iolani teammates celebrated their victory over Farrington in the championship game of the Division I state basketball tournament.

bounds on his way to all-tournament and most outstanding player honors.

"I'm just trying to make him work. He's bigger, he's stronger," Buscher said.

holding the ball. They ran a nice stall. "It's too bad we didn't

holding the ball. They ran a nice stall. "It's too bad we didn't

Kalaheo Mustangs vs Maryknoll Spartans  
 02/23/13 7:00 pm at Neal S. Blaisdell Arena

Kalaheo 60		TOTAL	3-POINT	REBOUNDS									
#	Player	FGM-FGA	FGM-FGA	FTM-FTA	OF-DE	TOT	PF	TP	A	TO	BLK	STL	MIN
02	Joshua Ko	* 7-9	2-2	8-10	1-0	1	5	24	3	4	0	0	31
03	Shemuel Sukumaran	* 1-4	1-4	0-2	1-3	4	4	3	1	0	1	0	31
10	Kalei Zuttermeister	* 4-8	4-7	0-0	0-2	2	3	12	0	0	1	2	36
21	Derick Morgan Jr	* 1-7	0-1	2-5	1-3	4	4	4	0	2	0	1	31
24	Kupaaikalani Harrison	* 4-5	1-1	1-2	0-2	2	3	10	2	1	0	2	26
11	Kurt Vegas	- 2-4	1-1	0-0	0-1	1	3	5	0	2	0	0	10
12	Kekai Smith	- 0-0	0-0	0-0	0-0	0	0	0	0	0	0	0	0
15	Robert MedeirosGreen	- 0-0	0-0	0-0	0-0	0	0	0	0	0	0	0	0
22	Silila Tucker	- 0-1	0-1	2-2	0-2	2	1	2	2	0	0	0	14
25	Anthony Rowan	- 0-0	0-0	0-0	0-0	0	0	0	0	0	0	0	1
TM TEAM		- -	-	-	1-2	3	0	-	-	-	-	-	-
Totals.....		- 19-38	9-17	13-21	4-15	19	23	60	8	9	2	5	180

TOTAL FG%	1st Half:	8-18 44.4%	2nd Half:	8-16 50.0%	OT:	3-4 75.0%	Game:	50.0%
3-Pt. FG%	1st Half:	6-10 60.0%	2nd Half:	3-7 42.9%	OT:	0-0 0.0%	Game:	52.9%
F Throw %	1st Half:	2-4 50.0%	2nd Half:	8-13 61.5%	OT:	3-4 75.0%	Game:	61.9%

Maryknoll 54		TOTAL	3-POINT	REBOUNDS									
#	Player	FGM-FGA	FGM-FGA	FTM-FTA	OF-DE	TOT	PF	TP	A	TO	BLK	STL	MIN
21	Danny Danbara	* 3-9	0-5	1-3	0-2	2	1	7	0	6	0	1	33
23	Kaleb Gilmore	* 3-11	1-7	8-10	1-3	4	3	15	1	3	1	1	35
25	Joshua Burnett	* 2-6	1-5	1-2	1-2	3	5	6	0	2	0	0	22
44	Hyrum Harris	* 3-5	0-0	2-4	2-6	8	2	8	0	0	0	0	35
50	Tobias Schramm	* 4-4	0-0	3-7	4-5	9	1	11	2	1	0	0	19
05	Sean Ogata	- 0-0	0-0	0-0	0-0	0	1	0	0	0	0	3	10
24	Tobias Powell	- 0-1	0-1	2-2	0-0	0	3	2	0	1	0	0	9
33	Tamamoko Green	- 2-3	1-1	0-0	0-0	0	1	5	2	0	0	0	17
40	Tyson Kaloa	- 0-0	0-0	0-0	0-0	0	0	0	0	1	0	0	0
TM TEAM		- -	-	-	3-2	5	0	-	-	-	-	-	-
Totals.....		- 17-39	3-19	17-28	11-20	31	17	54	5	14	1	5	180

TOTAL FG%	1st Half:	5-19 26.3%	2nd Half:	11-16 68.8%	OT:	1-4 25.0%	Game:	43.6%
3-Pt. FG%	1st Half:	2-11 18.2%	2nd Half:	1-5 20.0%	OT:	0-3 0.0%	Game:	15.8%
F Throw %	1st Half:	9-13 69.2%	2nd Half:	7-13 53.8%	OT:	1-2 50.0%	Game:	60.7%

Score by Periods	1st	2nd	3rd	4th	OT	Total	Record
Kalaheo	16	8	15	12	9	60	Record: 17-0
Maryknoll	3	18	13	17	3	54	Record: 13-2

Officials: William Puchalski, Donovan Lewis Sr., Mike Ishikawa  
 Technical fouls: None.  
 Attendance: 3,808

# Kalaheo's back on top

By Paul Honda  
 phonda@starcher.com

In the end, it might have been the most thrilling boys basketball title game in island history.

The Kalaheo Mustangs took every shot the Maryknoll Spartans could give, blew a 19-point lead, then relied on the clutch shooting of Josh Ko to pull out a remarkable 60:54 overtime win on Saturday night in the Division I final of the Hawaiian Airlines/HESAA Boys Basketball State Championships.

A crowd of 3,808 often sounded like a full house at Blaisdell Arena as the Mustangs earned their first D1 title since 2001.

Ko poured in 25 points, including six in the extra period, as the second-seeded Mustangs finally took command against the resilient Spartans. Kalaheo went 33-4 this season, becoming the first team to win D1 and D4 titles in consecutive years.

"This one's for my father. Every



scored a couple of baskets that were crucial. Whenever they needed a big basket, they hit 'em, gotta give credit to those guys.

Kalaheo got yeoman defensive efforts from Kalei Zuttermeister and Kupaa Harrison, who are normally known more for their 3-point shooting skills.

Zuttermeister, at 6-foot-3 and 170 pounds, baffled Maryknoll's Goliath-like center, 6-9 Tobias Schramm from start to finish. Harrison, a rail-thin 6-3 sophomore, pushed as hard as he could under the rim against 6-5 Hyrum Harris.

"I just listened to Coach Albia and boxed out as much as I could," said Harrison, who scored six of his eight points in the second half.

Maryknoll was spectacular in its comeback from a 19-point deficit, using its size and hustle on the boards to rally.

"I just told them to be patient," Grant said. "When we were at Kalaheo, that happened to us (in the 2007 state title game), we

VISITORS: Kahuku Red Raiders (18-2,2-1 HHSAA)

#	Player Name	TOT-FG 3-PT			REBOUNDS			PF	TP	A	TO	BLK	S	MIN
		FG-FGA	FG-FGA	FT-FTA	OF	DE	TOT							
03	RAMIREZ, Evan..... *	1-5	0-1	0-0	0	5	5	4	2	2	3	0	1	27
05	JOHNSON, Kawehena.... *	5-14	2-6	3-6	0	0	0	5	15	2	5	0	1	29
10	KUALII-MOE, Mason.... *	3-9	3-5	4-7	0	2	2	5	13	2	2	0	2	30
24	FISO, Mikeli..... *	3-6	0-0	0-0	2	4	6	3	6	1	0	0	1	28
33	CHING, Sam..... *	3-3	0-0	0-0	2	4	6	3	6	0	1	0	0	18
11	THOMPSON, Lasselle...	1-1	0-0	1-2	0	3	3	2	3	0	1	0	0	6
21	AH YOU, Quayd.....	0-0	0-0	0-0	0	0	0	0	0	1	0	0	0	1
22	AKI JR., Danny.....	0-1	0-0	0-0	0	1	1	1	0	0	0	0	0	5
23	BEATTY, Bronson.....	1-1	0-0	0-0	0	1	1	1	2	1	2	0	0	10
30	MOTUGA, Devailo.....	1-1	1-1	0-0	0	0	0	0	3	0	0	0	0	1
31	FONUA, Benny.....	1-2	0-0	0-0	0	0	0	3	2	0	0	0	0	5
	TEAM.....				4	1	5							
	Totals.....	19-43	6-13	8-15	8	21	29	27	52	9	14	0	5	160

TOTAL FG% 1st Half: 9-23 39.1% 2nd Half: 10-20 50.0% Game: 44.2% DEADB  
 3-Pt. FG% 1st Half: 3-6 50.0% 2nd Half: 3-7 42.9% Game: 46.2% REBS  
 F Throw % 1st Half: 7-12 58.3% 2nd Half: 1-3 33.3% Game: 53.3% 3,1

HOME TEAM: Punahou Buffanblu (14-1,3-0 HHSAA)

#	Player Name	TOT-FG 3-PT			REBOUNDS			PF	TP	A	TO	BLK	S	MIN
		FG-FGA	FG-FGA	FT-FTA	OF	DE	TOT							
33	BUCKNER, DeFOREST.... c	5-9	0-0	0-2	3	7	10	2	10	2	0	2	1	25
02	TANUVASA, Jordan..... *	0-0	0-0	0-0	0	1	1	3	0	2	2	0	1	25
14	McAFEE-TORCO, Ka'aha. *	0-2	0-1	0-2	0	1	1	3	0	0	2	0	1	21
23	VELASQUEZ, Nick..... *	2-8	0-3	2-3	1	1	2	2	6	0	2	0	0	16
24	JOHNSON, Malik..... *	6-11	0-0	10-12	1	4	5	2	22	1	0	1	0	23
01	GRUEBNER, Sean.....	2-3	1-2	0-0	0	1	1	0	5	1	1	0	1	9
03	MATSUKAWA, Bryan.....	0-0	0-0	0-0	0	0	0	0	0	0	0	0	0	5
05	LAKALAKA, Steven.....	0-0	0-0	1-2	1	1	2	3	1	2	3	0	3	12
11	TANIGUCHI, Mathew....	0-0	0-0	3-6	1	2	3	4	3	0	1	0	0	9
20	HENDERSON, Taylor....	2-4	0-1	0-1	0	0	0	1	4	0	0	0	0	6
32	FEY, Kupono.....	3-4	0-0	2-4	1	2	3	1	8	2	0	1	0	8
	TEAM.....										1			
	Totals.....	20-41	1-7	18-32	8	20	28	21	59	10	12	4	7	159

TOTAL FG% 1st Half: 9-23 39.1% 2nd Half: 11-18 61.1% Game: 48.8% DEADB  
 3-Pt. FG% 1st Half: 1-6 16.7% 2nd Half: 0-1 0.0% Game: 14.3% REBS  
 F Throw % 1st Half: 6-13 46.2% 2nd Half: 12-19 63.2% Game: 56.3% 5

Officials: Patrick Black-Santiago, Daniel Glass Jr., Dan Coda  
 Technical fouls: Kahuku Red Raiders-None. Punahou Buffanblu-None.  
 Attendance: 3066

Score by Periods	1st	2nd	3rd	4th	Total
Kahuku Red Raiders...	15	13	14	10	- 52
Punahou Buffanblu....	14	11	14	20	- 59

# BUFFANBLU CLAIM CROWN

*Punahou rallies to defeat Kahuku for the Division I title*

By Paul Hooda  
[p hooda@theadvertiser.com](mailto:p hooda@theadvertiser.com)

For 27 minutes, Kahuku had the edge over its rival, Hawaii's sport team.  
 Using a 1st half full court press and constant double teams on DeForest Buckle, the Red Raiders had their up-seated Punahou Buffanblu on the ropes. But Malik Johnson stepped up with 22 points, and did not stop at that. Maeharu Taeguuchi hit three key free throws in the final 34 seconds as Punahou capped with a 59-52



KS-Kapalama Warriors vs #1 Iolani Raiders  
 02/19/11 7:00 pm at Stan Sheriff Center

KS-Kapalama 64		TOTAL	3-POINT	REBOUNDS									
##	Player	FGM-FGA	FGM-FGA	FTM-FTA	OF-DE	TOT	PF	TP	A	TO	BLK	STL	MIN
10	Enos, Dyrbe	* 3-7	0-3	2-2	0-2	2	0	8	4	2	0	1	28
15	Christenson, Micah	* 7-12	2-5	5-6	3-4	7	2	21	2	2	2	2	32
21	Achong, Davis	* 2-8	0-0	0-2	0-1	1	3	4	3	1	0	4	20
22	Camanse-Stevens, Mak	* 1-5	0-1	0-0	0-2	2	0	2	0	1	1	0	18
33	Tang, Charlton	* 4-6	0-0	0-0	1-2	3	4	8	1	0	0	0	15
11	Matayoshi, Shane	- 1-3	1-2	0-0	1-1	2	0	3	4	2	0	0	15
12	Ho, Frank	- 3-6	2-3	0-2	1-0	1	2	8	0	0	0	0	14
20	Orpillia, Brandon	- 0-1	0-1	0-0	0-1	1	0	0	0	0	0	0	1
43	Yoshida, Shane	- 4-4	0-0	2-5	1-2	3	3	10	0	0	0	0	17
TM	TEAM	- -	-	-	5-0	5	0	-	-	-	-	-	-
Totals.....		- 25-52	5-15	9-17	12-15	27	14	64	14	8	3	7	160

TOTAL FG%	1st Half:	12-28 42.9%	2nd Half:	13-24 54.2%	Game:	48.1%
3-Pt. FG%	1st Half:	2-11 18.2	2nd Half:	3-4 75.0%	Game:	33.3%
F Throw %	1st Half:	0-3 0.0%	2nd Half:	9-14 64.3%	Game:	52.9%

#1 Iolani 53		TOTAL	3-POINT	REBOUNDS									
##	Player	FGM-FGA	FGM-FGA	FTM-FTA	OF-DE	TOT	PF	TP	A	TO	BLK	STL	MIN
10	Simmonds, Jourdan	* 1-5	1-3	2-2	1-2	3	2	5	1	4	0	0	26
14	Saito, Reid	* 6-13	0-1	3-4	0-2	2	1	15	2	2	1	2	27
15	Scheer, Kainoa	* 2-3	0-0	3-6	4-1	5	1	7	0	1	0	0	10
20	Sukumaran, Josiah	* 3-6	0-0	0-0	2-7	9	3	6	1	1	2	0	27
22	Tulonghari, Trevyn	* 4-15	1-9	4-4	1-3	4	2	13	1	0	0	1	29
23	Vega, Gabriel	- 0-1	0-0	1-2	2-4	6	3	1	0	2	0	0	12
32	Ching, Adam	- 2-3	2-3	0-0	0-0	0	2	6	1	1	0	1	16
33	Hogan, Keahi	- 0-0	0-0	0-0	0-0	0	2	0	0	0	0	0	10
34	Pauli, Duke	- 0-0	0-0	0-0	0-0	0	1	0	0	1	0	0	3
TM	TEAM	- -	-	-	3-1	4	0	-	-	-	-	-	-
Totals.....		- 18-46	4-16	13-18	13-20	33	17	53	6	13	3	4	160

TOTAL FG%	1st Half:	8-24 33.3%	2nd Half:	10-22 45.5%	Game:	39.1%
3-Pt. FG%	1st Half:	2-7 28.6%	2nd Half:	2-9 22.2%	Game:	25.0%
F Throw %	1st Half:	3-4 75.0%	2nd Half:	10-14 71.4%	Game:	72.2%

Score by Periods	1st	2nd	3rd	4th	Total	
KS-Kapalama	13	13	21	17	- 64	Record: (16-2, 4-0 HHSAA)
#1 Iolani	9	12	14	18	- 53	Record: (15-2, 2-1 HHSAA)

Officials: Mike Ishikawa, Terry Arista, Tony Collazo  
 Technical fouls: KS-Kapalama-None. #1 Iolani-None.  
 Attendance: 3648

# SWEET VICTORY





KS Kapalama Warriors vs Iolani Raiders  
 03/06/10 7:00pm at Stan Sheriff Center, Honolulu, HI

KS Kapalama (43)		TOTAL	3-PT	REBS									
#	Player	FG-FGA	FG-AT	FT-AT	OF-DE	TO	PF	TP	A	TO	BK	STL	MIN
11	Matayoshi, Shane	* 3-8	1-5	1-1	1-2	3	2	8	2	3	0	1	27
12	Ho, Frank	- 0-4	0-3	0-0	0-0	0	0	0	0	0	0	1	7
15	Christensen, Micah	* 9-18	0-1	5-7	6-5	11	3	23	0	2	1	2	32
20	Orpillia, Branden	- 0-0	0-0	0-0	0-0	0	0	0	0	1	0	0	2
21	Auyong, Brent	- 0-0	0-0	0-0	0-0	0	1	0	0	0	0	0	4
22	Bajet, Chaz	* 3-5	0-0	0-0	0-0	0	3	6	1	1	0	1	29
31	Kuhns, Devin	- 0-1	0-0	0-0	0-2	2	1	0	0	1	0	0	13
33	Tang, Charlton	* 1-4	0-0	1-2	3-3	6	2	3	0	0	0	1	19
41	Enos, Dyrbe	* 1-10	1-5	0-0	0-4	4	3	3	0	3	0	1	27
TM	Team	- -	-	-	5-0	5	-	-	-	-	-	-	-
Totals.....		- 17-50	2-14	7-10	15-16	31	15	43	3	11	1	7	160

TOTAL FG% 1st Half: 6-27 22.2% 2nd Half: 11-23 47.8% Game: 34.0%  
 3-Pt. FG% 1st Half: 2-8 25.0% 2nd Half: 0-6 0.0% Game: 14.3%  
 F Throw % 1st Half: 5-6 83.3% 2nd Half: 2-4 50.0% Game: 70.0%

Iolani (46)		TOTAL	3-PT	REBS									
#	Player	FG-FGA	FG-AT	FT-AT	OF-DE	TO	PF	TP	A	TO	BK	STL	MIN
10	Skalman, Andrew	* 2-4	1-3	0-0	0-0	0	1	5	3	1	1	1	28
11	Baldomero, Ammon	- 0-0	0-0	0-0	0-1	1	0	0	1	2	0	0	3
14	Saito, Reid	- 0-0	0-0	1-3	0-1	1	2	1	0	3	1	1	15
15	Arakawa, Jarrett	* 1-3	0-0	2-4	0-4	4	4	4	0	4	2	0	25
20	Sukumaran, Josiah	- 1-1	0-0	1-1	0-4	4	2	3	1	2	3	0	20
21	Chu, Kainoa	* 7-11	5-7	8-10	0-3	3	3	27	0	0	0	1	25
22	Tulonghari, Trevyn	- 2-6	0-3	0-0	0-4	4	2	4	1	1	0	0	22
24	Scheer, Kainoa	* 0-0	0-0	0-0	1-2	3	1	0	0	1	1	0	9
31	Simmonds, Jourdan	- 0-0	0-0	0-0	0-0	0	0	0	0	0	0	0	3
33	Foy, John	* 0-1	0-1	0-0	1-0	1	1	0	0	1	0	0	4
34	Vega, Gabriel	- 1-2	0-0	0-0	0-1	1	0	2	0	0	2	1	6
TM	TEAM	- -	-	-	0-0	0	-	-	-	-	-	-	-
Totals.....		- 14-28	6-14	12-18	2-20	22	16	46	6	15	10	4	160

TOTAL FG% 1st Half: 5-15 33.3% 2nd Half: 9-13 69.2% Game: 50.0%  
 3-Pt. FG% 1st Half: 2-8 25.0% 2nd Half: 4-6 66.7% Game: 42.9%  
 F Throw % 1st Half: 3-5 60.0% 2nd Half: 9-13 69.2% Game: 66.7%

Score by Periods	1st	2nd	3rd	4th	- Total
KS Kapalama (16-5)	12	7	12	12	- 43
Iolani (15-2)	2	13	20	11	- 46

Officials: Bryan Barr, Ron Gouchenour, Pat Silva  
 Technical fouls: KS Kapalama-None. Iolani-None.  
 Attendance: 5407

## Iolani claims title on clutch basket



Kahuku Red Raiders vs KS-Kapalama Warriors  
 3/7/09 7:00pm at Blaisdell Arena

VISITORS: Kahuku Red Raiders 19-2, 2-1 HHSAA

##	Player Name	TOT-FG 3-PT			REBOUNDS			PF	TP	A	TO	BLK	S	MIN
		FG-FGA	FG-FGA	FT-FTA	OF	DE	TOT							
05	GALEAI, Jray..... *	1-9	1-4	2-6	1	1	2	5	5	3	2	0	2	15
10	AH HOY, Irwin..... *	1-6	1-5	1-2	3	2	5	3	4	3	4	0	1	27
21	AKINA, Nehoa..... *	3-11	2-6	4-4	0	0	0	2	12	0	6	0	1	26
50	SCHWENKE, Kona..... *	0-4	0-0	8-10	4	4	8	3	8	1	1	0	0	24
51	FEAGAI, Christian... *	2-2	0-0	0-0	1	1	2	2	4	1	0	0	0	23
03	DAMUNI, Mikeli.....	0-0	0-0	2-2	0	1	1	0	2	0	1	0	0	10
15	KAKA, Sage.....	0-1	0-1	0-0	0	0	0	0	0	0	0	0	0	4
20	NAUAAHI, Kohl.....	1-6	1-4	0-0	1	2	3	3	3	0	1	1	0	15
22	KAKA, Jackson.....	0-0	0-0	0-0	0	1	1	0	0	0	0	0	0	2
32	THOMPSON, Shairone..	3-4	0-0	1-4	3	4	7	0	7	0	0	0	1	14
	TEAM.....				2	1	3				1			
	Totals.....	11-43	5-20	18-28	15	17	32	18	45	8	16	1	5	160

TOTAL FG% 1st Half:	3-23	13.0%	2nd Half:	8-20	40.0%	Game:	25.6%	DEADB
3-Pt. FG% 1st Half:	1-11	9.1%	2nd Half:	4-9	44.4%	Game:	25.0%	REBS
F Throw % 1st Half:	8-10	80.0%	2nd Half:	10-18	55.6%	Game:	64.3%	4,1

HOME TEAM: KS-Kapalama Warriors 14-1, 3-0 HHSAA

##	Player Name	TOT-FG 3-PT			REBOUNDS			PF	TP	A	TO	BLK	S	MIN
		FG-FGA	FG-FGA	FT-FTA	OF	DE	TOT							
14	CHRISTENSON, Micah.. *	4-13	0-5	3-4	1	4	5	3	11	1	1	3	2	28
22	BAJET, Chaz..... *	2-4	0-2	1-2	0	4	4	3	5	1	1	0	2	22
24	MINNS, Pi`i..... *	8-15	2-6	2-4	0	2	2	2	20	0	9	2	3	24
31	DEREGO, Auwae..... *	0-4	0-0	5-8	3	5	8	3	5	0	3	0	1	21
34	VIENA, Blake..... *	1-2	0-0	3-4	3	0	3	4	5	1	0	0	0	21
10	KAMANO, Edmund.....	0-1	0-0	1-3	4	0	4	0	1	2	3	0	0	12
23	DUMLAO, Brandon.....	0-0	0-0	0-0	0	0	0	0	0	0	0	0	0	7
32	BODE, Shawn.....	0-0	0-0	0-0	0	0	0	0	0	1	1	0	0	2
33	KA`AI, Koa.....	0-0	0-0	0-0	1	1	2	3	0	0	0	0	1	13
35	TERAMAE-KAEHUAEA, D.	0-1	0-0	0-0	0	1	1	2	0	0	0	0	0	10
	TEAM.....						3	3						
	Totals.....	15-40	2-13	15-25	12	20	32	20	47	6	18	5	9	160

TOTAL FG% 1st Half:	8-22	36.4%	2nd Half:	7-18	38.9%	Game:	37.5%	DEADB
3-Pt. FG% 1st Half:	2-6	33.3%	2nd Half:	0-7	0.0%	Game:	15.4%	REBS
F Throw % 1st Half:	4-6	66.7%	2nd Half:	11-19	57.9%	Game:	60.0%	5,3

Officials: Mason Souza, King Whetstone, Kirk Hottendorf  
 Technical fouls: Kahuku Red Raiders-TEAM. KS-Kapalama Warriors-None.  
 Attendance: 5208

Score by Periods	1st	2nd	3rd	4th	Total
Kahuku Red Raiders.....	9	6	16	14	- 45
Kamehameha-Kapalama Warriors	12	10	8	17	- 47

Points in the paint-KAHUKU 12, KSK 18.  
 Points off turnovers-KAHUKU 12, KSK 11.  
 2nd chance points-KAHUKU 13, KSK 11.  
 Fast break points-KAHUKU 0, KSK 0.  
 Bench points-KAHUKU 12, KSK 1.  
 Score tied-7 times. Lead changed-5 times.  
 Last FG-KAHUKU 4th-00:10, KSK 4th-01:23.  
 Largest lead-KAHUKU by 4 4th-07:52,  
 KSK by 7 1st-02:41.

# Kamehameha captures crown



Punahou vs KS Hawaii  
02/23/08 8:00pm at Neal Blaisdell Arena

VISITORS: Punahou Buffanblu 14-3

##	Player Name	TOT-FG			3-PT			REBOUNDS			PF	TP	A	TO	BL	S	MIN
		FG-FGA	FG-FGA	FT-FTA	FG-FGA	FG-FGA	FT-FTA	OF-DE	TO								
03	Hilliard, Dalton	* 0-3	0-1	1-2	0-3	3	1	1	3	4	1	0	28				
05	Toma, Robert	* 2-6	1-4	2-2	0-0	0	1	7	1	0	0	1	29				
22	Te'o, Manti	* 2-3	0-0	2-4	1-1	2	3	6	0	2	1	0	21				
30	Steinhoff, Kameron	* 5-15	0-1	3-4	3-9	12	2	13	1	3	2	2	30				
32	Crabb, Trevor	* 5-10	0-0	0-0	2-5	7	2	10	2	1	2	0	24				
12	Yoshiyama, Shane	- 0-1	0-1	0-0	1-1	2	1	0	0	1	0	0	8				
15	Cassiday, Henry	- 2-3	0-0	0-0	1-2	3	1	4	2	1	0	0	20				
31	GAddis, Kai	- 0-0	0-0	0-0	1-0	1	0	0	0	0	0	0	1				
	TM Team	- -	-	-	1-0	1	0	-	-	-	-	-	-				
	Totals.....	- 16-41	1-7	8-12	10-21	31	11	41	9	12	6	3	161				
TOTAL FG%	1st Half:	8-21 38.1%	2nd Half:	8-20 40.0%	Game:	39.0%											
3-Pt. FG%	1st Half:	1-5 20.0%	2nd Half:	0-2 0.0%	Game:	14.3%											
F Throw %	1st Half:	6-10 60.0%	2nd Half:	2-2 100.0%	Game:	66.7%											

HOME TEAM: KS-Hawaii 15-3

##	Player Name	TOT-FG			3-PT			REBOUNDS			PF	TP	A	TO	BL	S	MIN
		FG-FGA	FG-FGA	FT-FTA	FG-FGA	FG-FGA	FT-FTA	OF-DE	TO								
03	Kackley, Russell	* 1-2	0-1	0-0	1-1	2	4	2	1	1	0	1	30				
13	Kekauaia, Isaiah	* 1-5	1-4	0-0	0-1	1	1	3	2	1	0	0	31				
23	Kramer, Kealoha	* 3-11	0-2	1-1	5-2	7	2	7	2	3	0	0	24				
24	Collins, Colton	* 1-7	0-0	0-0	0-2	2	1	2	3	0	0	1	30				
32	Rosehill, Hogan	* 9-18	2-3	0-0	4-7	11	2	20	1	1	0	0	28				
11	Cazimero, Kawika	- 0-3	0-1	2-2	0-1	1	0	2	1	0	0	0	6				
20	Soares, Kulani	- 0-1	0-0	2-2	0-0	0	2	2	1	2	0	0	8				
21	Waltjen, Cody	- 0-0	0-0	0-0	0-0	0	0	0	0	0	0	0	3				
	TM Team	- -	-	-	0-0	0	0	-	-	-	-	-	-				
	Totals.....	- 15-47	3-11	5-5	10-14	24	12	38	11	8	0	2	160				
TOTAL FG%	1st Half:	8-22 36.4%	2nd Half:	7-25 28.0%	Game:	31.9%											
3-Pt. FG%	1st Half:	1-5 20.0%	2nd Half:	2-6 33.3%	Game:	27.3%											
F Throw %	1st Half:	2-2 100.0%	2nd Half:	3-3 100.0%	Game:	100.0%											

Score by Periods 1st 2nd 3rd 4th - Total

Punahou 7 16 10 8 - 41

KS Hawaii 12 7 14 5 - 38

Officials: Pat Silva, Tony Collazo, Jose Irizzary

Technical fouls: Punahou-None. KS-Hawaii-None.

Attendance: 4124

# Punahou is state's best, 41-38



Late surge gives Buffanblu their first boys title since 1999

BY WES NAKAMA  
Advertiser Staff Writer

Punahou squeezed past Kamehameha-Hawaii, 41-38 last night to win its first Hawaiian Airlines/Hawaii High School Athletic Association Boys Basketball Championship since 1999.

A crowd of 4,124 at Blaisdell Arena watched the Buffanblu finish 14-3 in the regular and postseason and deny the War-

Kaimuki Bulldogs vs Punahou Buffanblu  
02/23/07 08:10pm at Stan Sheriff Center

VISITORS: Kaimuki Bulldogs (14-5), (3-0)

##	Player Name	TOT-FG 3-PT			REBOUNDS			PF	TP	A	TO	BLK	S	MIN
		FG-FGA	FG-FGA	FT-FTA	OF	DE	TOT							
10	Colon, Daniel..... *	5-11	0-3	1-2	1	4	5	3	11	2	5	0	0	32
13	Madamba, Brandon..... *	0-1	0-1	0-2	0	3	3	2	0	3	4	0	1	32
20	Nahinu, Makalii..... *	2-5	1-1	0-0	2	1	3	1	5	2	1	0	1	23
24	Reyes, Keone..... *	5-7	1-1	10-11	3	4	7	4	21	1	3	0	0	19
32	Albrechtson, Beau..... *	4-12	0-0	8-8	4	12	16	3	16	0	1	2	1	32
11	Ramos-Dias, Chezz.....	0-0	0-0	0-0	0	0	0	1	0	0	1	0	0	0+
12	Cabudol, Craig.....	0-0	0-0	0-0	0	0	0	0	0	0	1	0	0	1
14	Lim, Bryan.....	0-0	0-0	0-0	0	0	0	1	0	0	0	0	0	0+
15	Nicola, Chauncey.....	1-2	0-0	0-0	0	0	0	2	2	0	1	0	0	16
21	Cookman, Kamahoi.....	0-0	0-0	0-0	0	0	0	0	0	0	0	0	0	0+
23	Kakitani, Ryan.....	0-0	0-0	0-1	0	0	0	0	0	0	0	0	0	0+
25	Faleao, Perry.....	0-0	0-0	0-0	0	0	0	0	0	0	0	0	0	0+
31	Tautofi, Desmond.....	2-3	0-0	2-3	0	3	3	0	6	1	0	1	0	5
33	Namdrik, Preacher.....	0-0	0-0	0-0	0	0	0	0	0	0	0	0	0	0+
TEAM.....					3		3							
Totals.....		19-41	2-6	21-27	10	30	40	17	61	9	17	3	3	160

TOTAL FG% 1st Half: 10-26 38.5% 2nd Half: 9-15 60.0% Game: 46.3% DEADB  
 3-Pt. FG% 1st Half: 2-6 33.3% 2nd Half: 0-0 0.0% Game: 33.3% REBS  
 F Throw % 1st Half: 6-7 85.7% 2nd Half: 15-20 75.0% Game: 77.8% 1

HOME TEAM: Punahou Buffanblu (13-2), (2-1)

##	Player Name	TOT-FG 3-PT			REBOUNDS			PF	TP	A	TO	BLK	S	MIN
		FG-FGA	FG-FGA	FT-FTA	OF	DE	TOT							
12	Ostrowski, Jeremiah.. *	6-17	1-7	1-4	0	1	1	5	14	0	1	0	3	27
23	Hilliard, Dalton..... *	2-6	1-4	1-2	2	2	4	0	6	3	1	0	3	29
30	Cassiday, Henry..... *	0-1	0-1	0-0	0	1	1	2	0	3	1	0	1	17
42	Steinhoff, Kameron... *	4-7	0-0	1-2	1	1	2	5	9	1	1	0	1	26
50	McLachlin, Spencer... *	6-12	1-4	1-2	2	6	8	2	14	3	2	3	0	31
10	Toma, Robert.....	0-0	0-0	0-0	0	0	0	0	0	0	0	0	0	1
20	Makaula, Kimo.....	2-8	1-4	0-0	1	2	3	1	5	0	0	0	0	8
21	Okamura, Dane.....	0-0	0-0	0-0	0	0	0	0	0	0	0	0	0	0+
22	Whitford, Kyle.....	0-6	0-5	0-0	1	0	1	3	0	0	1	0	1	12
31	Hawkins, Ted.....	0-0	0-0	0-0	0	0	0	1	0	0	0	0	0	8
40	McFadden, Sean.....	1-2	0-1	1-1	0	0	0	0	3	0	0	0	0	0+
41	Crabb, Trevor.....	0-0	0-0	0-0	0	0	0	1	0	0	0	0	1	1
51	Shibuya, Casey.....	0-0	0-0	0-0	0	0	0	0	0	0	0	0	0	0+
52	Dacanay, Marc.....	0-0	0-0	2-2	1	0	1	0	2	0	0	0	0	0+
TEAM.....					1		1							
Totals.....		21-59	4-26	7-13	9	13	22	20	53	10	7	3	10	160

TOTAL FG% 1st Half: 11-26 42.3% 2nd Half: 10-33 30.3% Game: 35.6% DEADB  
 3-Pt. FG% 1st Half: 3-10 30.0% 2nd Half: 1-16 6.3% Game: 15.4% REBS  
 F Throw % 1st Half: 3-8 37.5% 2nd Half: 4-5 80.0% Game: 53.8% 5,4

Officials: Donovan Lewis, Louis Fuentes, Pat Silva  
 Technical fouls: Kaimuki Bulldogs-None. Punahou Buffanblu-None.

Attendance: 6516

Score by Periods	1st	2nd	3rd	4th	Total
Kaimuki Bulldogs....	12	16	10	23	- 61
Punahou Buffanblu...	15	13	7	18	- 53

# Kaimukī top 'Dog with 61-53 victory



Bulldogs' tough inside game, defense too much for Punahou

BY WES HAKAMA  
Advertiser Staff Writer

In a storybook finish to an up-and-down season, Kaimuki won its first boys basketball state championship since 1993 last night by overpowering Punahou, 61-53, before 6,516 screaming fans at the Stan Sheriff Center.

The Bulldogs, who lost five games in January including a shocking upset to 3-9 Roosevelt, finished the regular and post-season at 14-5 by surprisingly building a 10-point fourth-quarter lead over the No. 1-seeded Buffanblu (13-2) despite All-State forward Keone Reyes sitting on the bench with four fouls.

VISITORS: KAIMUKI BULLDOGS (11-2)

##	Player Name	TOT-FG			3-PT			REBOUNDS			PF	TP	A	TO	BLK	S	MIN
		FG-FGA	FG-FGA	FT-FTA	OF	DE	TOT										
10	Colon, Daniel..... *	2-7	0-2	1-2	0	2	2	4	5	3	5	0	1	30			
11	Higa, Alika.....	1-1	0-0	0-2	0	0	0	0	2	0	0	0	2				
12	Cabudol, Craig.....	1-1	0-0	0-0	0	0	0	0	2	0	0	0	0+				
14	Lim, Bryan.....	0-0	0-0	0-0	0	0	0	0	0	0	0	0	0+				
15	Dela Calzada, Shaun. *	2-7	0-0	0-0	3	2	5	4	4	0	4	0	1	24			
20	Seto-Mook, Swaine...	1-1	0-0	0-0	0	0	0	0	2	0	0	0	0+				
21	Ramos-dias, Shadrach	0-0	0-0	1-2	0	3	3	3	1	0	1	0	10				
22	Pyo, Thomas.....	0-0	0-0	0-0	0	0	0	0	0	0	0	0	1				
23	Miyasaka, Phillip...	0-0	0-0	0-0	0	0	0	0	0	0	0	0	0+				
24	Reyes, Keone..... *	6-7	1-1	5-9	0	4	4	4	18	0	4	0	2	30			
31	Shiu, Jarett..... *	0-7	0-5	0-0	0	1	1	3	0	2	4	0	2	32			
32	Albrechtson, Beau... *	3-6	0-1	1-2	3	3	6	2	7	1	1	0	2	30			
TEAM.....					1		1										
Totals.....		16-37	1-9	8-17	7	15	22	20	41	6	19	0	8	159			

TOTAL FG% 1st Half:	4-15 26.7%	2nd Half:	12-22 54.5%	Game:	43.2%	DEADB
3-Pt. FG% 1st Half:	0-5 0.0%	2nd Half:	1-4 25.0%	Game:	11.1%	REBS
F Throw % 1st Half:	1-5 20.0%	2nd Half:	7-12 58.3%	Game:	47.1%	6

HOME TEAM: IOLANI RAIDERS (13-2)

##	Player Name	TOT-FG			3-PT			REBOUNDS			PF	TP	A	TO	BLK	S	MIN
		FG-FGA	FG-FGA	FT-FTA	OF	DE	TOT										
10	Marciel, Kela.....	0-1	0-0	0-0	0	0	0	1	0	0	0	0	0	2			
12	Nip, Vinny..... *	4-6	1-2	2-4	1	2	3	1	11	1	2	0	0	18			
20	Kang, Barry..... *	2-4	0-0	5-5	1	1	2	1	9	0	1	0	3	18			
21	Dung, Ryan.....	0-1	0-1	0-0	0	1	1	1	0	3	2	0	0	13			
22	Miyahira, Case.....	2-5	2-4	0-0	0	0	0	1	6	0	0	0	0	13			
23	Mounts, Taylor.....	0-0	0-0	0-0	0	0	0	1	0	0	0	0	5				
24	Kealoha, Kekai.....	1-2	1-1	1-2	0	2	2	2	4	0	0	0	0	16			
25	Shoji, Kawika..... *	3-9	0-2	4-4	2	5	7	2	10	2	4	0	2	24			
30	Wong, Berton.....	0-0	0-0	0-0	0	0	0	0	0	0	1	0	0+				
31	Ball, Brandon.....	0-0	0-0	0-0	0	0	0	0	0	0	0	0	0+				
32	Takamura, Jon..... *	3-4	0-0	0-1	2	1	3	1	6	0	1	0	2	18			
33	Nobriga, Liloa.....	1-3	0-0	4-6	2	2	4	4	6	2	3	0	0	18			
34	Yama, Blayne.....	0-0	0-0	0-0	0	1	1	0	0	0	1	0	0	1			
40	Marciel, Wally..... *	0-2	0-0	2-2	1	1	2	0	2	2	1	0	2	10			
42	Kepoo, Kiran.....	0-0	0-0	0-0	0	0	0	0	0	0	0	0	1	2			
TEAM.....					1		1				1						
Totals.....		16-37	4-10	18-24	9	17	26	15	54	10	17	0	10	158			

TOTAL FG% 1st Half:	7-21 33.3%	2nd Half:	9-16 56.3%	Game:	43.2%	DEADB
3-Pt. FG% 1st Half:	3-7 42.9%	2nd Half:	1-3 33.3%	Game:	40.0%	REBS
F Throw % 1st Half:	0-0 0.0%	2nd Half:	18-24 75.0%	Game:	75.0%	3

Officials: Ryan Wells, Pat Silva, Alton Mamiya

Technical fouls: Kaimuki-None. Iolani-None.

Attendance:

Score by Periods	1st	2nd	3rd	4th	Total
Kaimuki Bulldogs....	4	5	10	22	- 41
Iolani Raiders.....	5	12	21	16	- 54

# 'One team' delivers Iolani 5th title in row

Raiders' depth key  
in wearing down  
Bulldogs, 54-41


BY WES NAKAMA  
Advertiser Staff Writer

The Iolani boys basketball team's "Drive for Five" in the Hawaiian Airlines/Hawaii High School Athletic Association state tournament proved to be a smooth one after all.

The Raiders won their record fifth straight state championship last night by blitzing past Kaimuki, 54-41, before an energetic crowd of 5,437 at Stan Sher-

HONOLULUADVERTISER.COM

For more photos of last night's state championship game, go to:



Kahuku Red Raiders vs. Iolani Raiders  
2/26/2005, 8:00pm at Neal Blaisdell Arena

Visitors: Kahuku (51)	TOTAL	3-POINT									
Player	FGM-FGA	FGM-FGA	FTM-FTA	REB	PF	TP	A	TO	BLK	STL	MIN
Devin Unga	6-11	0-2	2-3	12	4	14	1	4	0	1	29
Shane Hayden	4-14	3-12	0-0	1	4	11	1	2	0	0	26
Josh Wily	1-3		0-0	1	1	2	0	1	0	0	12
Junior Ale	3-9	1-5	1-1	5	3	8	1	2	0	1	30
Clint Parks	3-11	0-1	1-1	3	5	7	2	4	0	0	22
Kevin Unga	2-5		3-8	8	4	7	2	3	1	0	26
Teo	0-0		0-0	0	0	0	0	0	0	0	0+
Viliami Tilini	1-1		0-0	4	1	2	0	0	0	1	8
Micah Wily	0-0		0-0	0	2	0	1	1	0	0	7
Team	-	-	-	3	-	-	-	-	-	-	-
Totals.....	-	20-54	4-20	37	24	51	8	17	1	3	160
		37.0%	20.0%								
			53.8%								

Home: Iolani (62)	TOTAL	3-POINT									
Player	FGM-FGA	FGM-FGA	FTM-FTA	REB	PF	TP	A	TO	BLK	STL	MIN
Aaron Young	0-0		0-0	0	0	0	0	0	0	0	0+
Vinny Nip	4-11	1-3	0-0	4	3	9	2	2	0	2	32
Barry Kang	0-0		1-2	0	1	1	0	1	0	0	12
Ryan Dung	0-2		5-6	3	1	5	0	2	0	0	18
Kyson Morikuni	0-0		0-0	0	0	0	0	0	0	0	0+
Taylor Mounts	0-0		0-0	0	0	0	0	0	0	0	0+
Kekai Kealoha	1-1		0-0	0	0	2	1	0	0	1	2
Kawika Shoji	2-8	0-1	2-2	7	3	6	3	0	0	2	32
Kyle Pape	7-15	1-5	12-14	4	1	27	1	1	0	1	32
Jon Takamura	1-1		0-1	3	4	2	1	2	0	0	12
Wes Eberlin	0-0		1-2	0	0	1	0	0	0	0	1
Blayne Yama	0-0		0-0	0	0	0	0	0	0	0	0+
Wally Marciel	4-5		1-4	6	3	9	2	1	0	1	17
Kiran Kepoo	0-0		0-0	0	0	0	0	0	0	0	0+
Team	-	-	-	2	-	-	-	1	-	-	-
Totals.....	-	19-43	2-9	29	16	62	10	10	0	7	160
		44.2%	22.2%								
			70.9%								

Score by Periods	1st	2nd	3rd	4th	Total
Kahuku	9	10	13	19	51
Iolani	17	15	10	20	62

Officials: Thomas Yoshida, Ryan Sueoka, Clifford Rodrigues  
 Technical fouls: none  
 Attendance: 4205

# Iolani captures fourth state title in a row

## Raiders make history with 62-51 win over Kahuku

BY WES NAKAMA  
Advertiser Staff Writer

Iolani's boys basketball team dribbled and shot its way into the record book last night, racing past Kahuku, 62-51, for its unprecedented fourth straight Hawai'i High School Athletic

Association championship.

The Raiders, with only one senior starter, finished the season with an overall record of 30-2 by winning its 100th consecutive game against Hawai'i opponents before an energetic crowd of 4,205 at Blaisdell Arena. Iolani's last defeat to a Hawai'i team was a 68-60 loss to Kalāheo on Dec. 8, 2001.

As with the previous 99 victories, last night's was achieved thanks to an efficient, unselfish

offense and relentless perimeter defense.

"It's all ball pressure," said senior Kyle Pape, who finished with a game-high 27 points and scored 93 in three tournament games. "We wore them down as the game went on, and then it came down to free throws."

The Raiders also dominated in that area, sinking 22 of 31 (71 percent), including 11 of 13 in



Iolani's Kyle Pape averaged 31 points in three games and was named the state tournament's most outstanding player.

EUGENE TANNER  
The Honolulu Advertiser

SEE IOLANI, C5

Kalaheo Mustangs vs. Iolani Raiders  
 2/28/2004, 8:00pm at Neal Blaisdell Arena


Kalaheo (54) Player	TOTAL		3-POINT		REB	PF	PTS	A	TO	BLK	STL	MIN
	FGM-FGA	FGM-FGA	FTM-FTA	FTM-FTA								
Matt Nakashima	1-7	0-5	1-2	1	4	3	4	4	0	3	23	
Theo Fujita	4-6	2-4	1-1	4	0	11	2	2	0	1	26	
William Elliott	5-10	4-8	0-0	2	2	14	0	2	0	1	23	
Neil Bowers	3-8	0-3	1-1	1	4	7	3	4	0	0	28	
Sam Wilhoite	6-10		5-6	14	1	17	2	3	0	1	32	
Chris Tumaneng	0-0		0-0	0	2	0	0	1	0	0	8	
Joshua Perry	0-0		0-0	0	0	0	1	0	0	0	1	
David Moore	1-4	0-1	0-0	3	4	2	0	0	0	1	19	
Daniel Phair	0-0		0-0	0	0	0	0	0	0	0	0+	
Team				2				1				
Totals.....	20-45	6-21	8-10	27	17	54	12	17	1	7	160	
	44.4%	28.6%	80.0%									

Iolani (64) Player	TOTAL		3-POINT		REB	PF	PTS	A	TO	BLK	STL	MIN
	FGM-FGA	FGM-FGA	FTM-FTA	FTM-FTA								
Ryan Hirata	4-11	2-4	0-0	6	2	10	0	0	0	2	22	
Todd Blankenship	5-11		1-2	3	2	11	0	1	0	0	26	
Derrick Low	8-17	2-4	6-8	8	1	24	3	4	0	0	30	
Kyle Pape	3-5		0-1	5	3	6	1	1	0	1	25	
James Street	0-0		0-0	0	0	0	0	0	0	0	3	
Vinny Nip	0-0		0-0	0	0	0	0	0	0	0	2	
Jon Yasuda	2-3		0-1	2	1	4	3	0	0	1	20	
Zach Tollefson	2-5	1-2	4-5	4	3	9	0	1	0	3	19	
Kawika Shoji	0-1		0-0	0	0	0	0	0	0	0	2	
Sean Carney	0-0		0-0	1	2	0	0	1	1	0	11	
Team				2								
Totals.....	24-53	5-10	11-17	31	14	64	7	8	1	7	160	
	45.3%	50.0%	64.7%									

Score by Periods	1st	2nd	3rd	4th	Total	
Kalaheo	11	21	15	7	54	Kalaheo (15-2)
Iolani	11	24	12	17	64	Iolani (17-0)

Officials: Louis Fuentes, Ryan Wells, Ryan Sueoka  
 Technical fouls: none  
 Attendance: 4713

# Iolani captures third hoops title in a row



Saint Louis Crusaders vs. Iolani Raiders  
 3/01/2003, 8:00pm at Neal Blaisdell Arena

Saint Louis	TOTAL	3-POINT									
Player	FGM-FGA	FGM-FGA	FTM-FTA	REB	PF	PTS	A	TO	BLK	STL	MIN
Desmond Hanohano	3-7		3-4	6	1	9	1	0	0	1	23
Timo Paepule	3-8		0-0	7	3	7	0	0	0	2	15
Keao Monteilh	0-1		0-0	1	3	0	1	0	0	0	15
Jonah Lakatani	4-9		0-0	3	4	9	3	5	0	1	25
Jason Rivers	2-16	2-6	1-5	6	2	7	1	3	1	0	28
B.J. Batts	1-5	1-5	0-0	2	4	2	0	2	0	2	20
Douglas Adachi	0-3		0-0	1	0	0	0	0	0	0	13
Ryan Brilhante	0-1		0-0	0	0	0	0	0	0	0	1
Tavita Thompson	1-1	1-1	1-1	1	0	3	0	0	0	0	4
Brandon Va'a	0-1		0-0	1	0	0	0	0	0	0	1
Wilso Afoa	0-3		0-0	1	1	0	0	2	0	0	15
Totals.....	14-55	4-19	5-10	35	18	37	6	12	1	6	160
	25.4%	21.1%	50.0%								

Iolani (61)	TOTAL	3-POINT									
Player	FGM-FGA	FGM-FGA	FTM-FTA	REB	PF	PTS	A	TO	BLK	STL	MIN
Sean Carney	1-1		0-0	2	1	2	2	1	1	0	12
Bobby Nash	7-14		1-2	6	4	15	2	4	1	1	28
Todd Blankenship	1-1		1-1	3	0	3	0	0	0	1	12
Derrick Low	3-7	2-2	5-7	0	1	13	3	3	0	1	28
Ryan Hirata	2-5	1-4	2-2	5	2	7	4	0	0	0	25
Vincent Nip	1-1	1-1	0-0	0	0	3	0	0	0	0	2
Jon Yasuda	0-1		0-0	0	1	0	0	1	0	0	7
Zachary Tollefson	1-1		7-9	3	2	9	0	1	0	1	18
Kyle Pape	3-3		0-0	4	1	6	1	0	0	1	18
Robert Mageo	0-0		0-0	0	0	0	0	0	0	0	2
Matt Choy	1-1		0-0	0	0	2	0	0	0	0	2
Chad Miller	0-0		0-0	0	0	0	0	0	0	0	2
Robert Eberlin	0-1		1-2	1	1	1	1	0	1	0	4
Totals.....	20-36	4-10	17-23	26	13	61	13	10	3	5	160
	55.6%	40.0%	73.9%								

Score by Periods	1st	2nd	3rd	4th	Total
Saint Louis (14-4)	7	10	11	9	37
Iolani (17-0)	16	11	22	12	61

Officials: Louie Fuentes, Francis Kau,  
 Herbert Hew Len  
 Technical fouls: none  
 Attendance: 4741

# Iolani wins second state title in a row



Raiders hammer Crusaders, 61-37, in most decisive title win since '79

By Wes Nakama  
 ADVERTISER STAFF WRITER

The shot of the night came from spectator Jack Gayle, who swished an underhanded heave from halfcourt to win \$10,000 in a halftime promotion.

But the really big baskets came from a more familiar source — Iolani School's prolific duo of Derrick Low and Bobby Nash — who combined for 28 points to lead the Raiders to a 61-37 victory over Saint Louis and their second straight Hawaiian Airlines State Championship.

It was Iolani's third title in six seasons and fifth overall. It also was the most decisive championship win in 24 years, as a Blaisdell Arena



Iolani Raiders vs. Kalaheo Mustangs  
2/23/2002, 8:00pm at Neal Blaisdell Arena

Iolani (58) Player	TOTAL		3-POINT		FTM-FTA	REB	PF	PTS	A	TO	BLK	STL
	FGM-FGA	FGM-FGA	FGM-FGA	FGM-FGA								
Jon Grobe	1-3	0-1	0-0	0-0	6	4	2	0		1	2	
Derrick Low	12-16	2-3	7-9	2	2	33	0					
Zach Tollefson	0-0		0-0	0	0	0	0					
Bobby Webster	4-8	1-2	0-3	3	1	9	4					
Bronson Melemai	0-0		0-0	0	0	0	0					
Robert Mageo	0-1		0-0	1	0	0	0					
Matt Choy	0-0		0-0	0	0	0	0					
Bobby Nash	3-6	0-1	4-5	6	3	10	1					
Joe Udell	0-0		0-0	0	0	0	1					
Chad Miller	0-0		0-0	0	0	0	0					
Kawika Nakoa	0-0		0-0	0	0	0	0					
Gage Eberlin	0-0		0-0	0	0	0	0					
Todd Blankenship	0-0		0-0	0	1	0	0					
Ryan Kilborn	0-0		0-0	0	0	0	0					
Tyler McCready	2-5		0-0	5	2	4	1					
Donny Mateaki	0-0		0-0	0	0	0	0					
Team	-	-	-	3	-	-	-					
Totals.....	22-39	3-7	11-19	23	13	58	7	10	1	2		
	56.4%	42.9%	57.9%									

Kalaheo (57) Player	TOTAL		3-POINT		FTM-FTA	REB	PF	PTS	A	TO	BLK	STL
	FGM-FGA	FGM-FGA	FGM-FGA	FGM-FGA								
Charles Elliot	1-5	0-2	0-0	2	3	2	1					
Michael Gayle	3-6	1-3	0-1	2	2	7	0					1
James Robertson	0-0		0-0	0	1	0	0					
Max Anton	0-0		0-0	0	0	0	0					
Shaine Harada	0-0		0-0	2	4	0	2					
Ikaika Alama-Francis	8-13	2-4	3-4	5	1	21	0					
William Elliot	0-0		0-0	0	0	0	0					
Zane Cabral	0-0		0-0	0	0	0	0					
Neil Bowers	0-0		0-0	0	0	0	0					
Justin Pedrina	1-3	1-3	2-2	1	3	5	2					3
D.C. Daniels	6-12	2-2	6-8	8	2	20	1		1			
Theo Fujita	0-0		0-0	0	0	0	0					
Michael Garcia	0-0		0-0	1	0	0	0					
Jeremy Neufeldt	0-0		0-0	0	0	0	0					
Sam Wilhoite	1-3		0-0	2	3	2	1					
Team	-	-	-	3		0	0					
Totals.....	20-42	6-14	11-15	25	19	57	7	8	1	4		
	47.6%	42.9%	73.3%									

Score by Periods	1st	2nd	3rd	4th	Total	
Iolani	14	19	10	15	58	Iolani (15-0)
Kalaheo	10	16	12	19	57	Kalaheo (15-1)

Officials:  
Technical fouls: none  
Attendance: 4091

# Iolani holds off Kalāheo to win state title

## Four-year run ends for Alama-Francis, Daniels

By Kyle Sakamoto  
ADVERTISER STAFF WRITER

Throughout the season, Ikaika Alama-Francis and DC Daniels were able to carry Kalāheo to victory after victory. If not for a 33-point performance by Iolani sophomore Derrick Low,

### All-tournament

Selected by media  
Bobby Nash, Iolani  
DC Daniels, Kalāheo  
Ikaika Alama-Francis, Kalāheo



## Sophomore Low scores 33 to carry Raiders, 58-57

By Wes Mahama  
ADVERTISER STAFF WRITER

In a once-in-a-generation performance, Iolani School sophomore Derrick Low scored a career-high 33 points last night to lead the Raiders to a pulsating 58-57 victory over Kalāheo and the Hawaiian Airlines State Basketball Cham-

throws. "Ia scored mostly from the perimeter, but Derrick did it mostly on penetration," said Kalāheo assistant coach Chico Furtado, who played for Iolani in the 1975 tournament. "He is so under control ... it's hard to get a charge on him, because he knows when to pull up. Like good players do, he rose to the occasion." To their credit, so did the Mustangs. After falling behind by seven at the half, they closed it to 43-38 after three periods after putbacks by Charles Elliott and Alama-Francis. Kalāheo started the final quarter with a 6-2 run to tie it

Iolani Raiders vs. Kalaheo Mustangs  
 2/24/2001, 8 p.m. at Stan Sheriff Center

Player	TOTAL 3-POINT		FTM-FTA	REB	PF	PTS	A	TO	BLK	STL	MIN
	FGM-FGA	FGM-FGA									
Derrick Low	3-12	1-2	8-11	8	4	15	4			2	32
Travis McGaughy	4-10	1-7	1-2	1	5	10	0				12
Bobby Webster	1-8	0-5	0-0	5	3	2	2			1	32
Robert Mageo	2-3	0-1	0-0	1	1	4	0				3
Bronson Melemai	0-0		0-0	1	2	0	0				15
Bobby Nash	9-13	1-1	4-9	7	5	23	0			1	32
Tyler McCready	1-4	0-1	4-7	5	4	6	0	1			30
Joe Udell	0-0		0-0	0	1	0	0				2
Jon Grobe	0-1	0-1	0-0	0	1	0	0				2
Team				4							
Totals.....	20-51	3-18	17-29	32	26	60	6	10	1	4	160
	39.2%	16.7%	58.6%								

Player	TOTAL 3-POINT		FTM-FTA	REB	PF	PTS	A	TO	BLK	STL	MIN
	FGM-FGA	FGM-FGA									
C.J. Kaimiloa	2-5	0-2	0-0	3	1	4	0				14
Skyler Wilson	4-12	1-3	8-11	6	4	17	0				32
Mikey Lefever	0-0		0-0	0	0	0	0				0+
James Robertson	0-0		0-0	0	0	0	0				0+
Nate Ijima	0-0		0-0	0	0	0	0				2
Shaydon Marumoto	0-3	0-1	0-0	0	2	0	5			1	29
Ikaika Alama-Francis	4-7	0-3	2-4	8	4	10	1	1	1	1	23
Shaine Harada	0-0		0-0	0	0	0	0				0+
Charles Elliott	0-0		0-0	0	0	0	0				0+
Aubrey Bradley	0-4		0-0	1	3	0	0				7
Justin Pedrina	0-0		0-0	0	1	0	0				6
D.C. Daniels	6-15	0-1	18-22	14	3	30	0	3			29
Keoki Duarte	1-2		3-7	1	3	5	0			1	8
Michael Garcia	0-0		0-0	0	0	0	0				0+
Remington Chun	1-1		0-0	1	2	2	0				6
Team				3							
Totals.....	18-46	1-10	31-44	37	23	68	6	8	4	3	160
	39.1%	10.0%	70.5%								

Score by Periods	1st	2nd	3rd	4th	Total	
Iolani	10	6	15	29	60	Iolani (13-2)
Kalaheo	13	17	9	29	68	Kalaheo (16-0)

Officials: Mason Souza, Cliff Rodrigues, Ryan Wells  
 Technical fouls: Kalaheo (2): Duarte, Chun  
 Attendance: 4457

# Kalāheo ends undefeated run with state title, 68-60



Mustangs prove too much for 'Iolani in final

By Dennis Anderson  
 ADVERTISER STAFF WRITER

Frustration turned to elation for Kalāheo High's Mustangs last night. After finishing second three times and third once the previous five years, Kalāheo finally won the Hawaiian Airlines Boys State Basketball Championships.

#2 Saint Louis Crusaders vs. #1 Hilo Vikings  
 2/25/2000, 8 p.m. at Stan Sheriff Center


#2 Saint Louis (55)		TOTAL		3-POINT											
Player	FGM-FGA	FGM-FGA	FTM-FTA	REB	PF	PTS	A	TO	BLK	STL	MIN				
Joey Borja	1-5		0-0	1	5	2	2			1	16				
Enoch McKeague	5-7	1-2	2-2	3	4	13	0			0	20				
John Paul Kanoa	2-4		1-2	9	3	5	1			1	27				
Junior Wong	4-12	3-5	8-12	0	0	19	2			4	32				
Kalvin Koverman	2-4	1-1	2-7	4	4	7	2			2	20				
Bobby Tappy	0-1		0-0	0	1	0	0				0+				
Jose Vidad	0-0		0-2	2	1	0	0				6				
Adam Dreher	0-0		0-2	0	0	0	1			1	1				
Brenden Clement	0-0		0-0	0	0	0	0				5				
Jason Rivers	1-3		5-6	2	5	7	0			1	21				
Sanoë Mokuahi	0-0		2-2	3	2	12	1				12				
Team				1											
Totals.....	15-36	5-10	20-35	25	25	55	9	26	0	10	160				
	41.7%	50.0%	57.1%												

#1 Hilo (68)		TOTAL		3-POINT											
Player	FGM-FGA	FGM-FGA	FTM-FTA	REB	PF	PTS	A	TO	BLK	STL	MIN				
Jason Mandaquit	5-10		6-10	0	4	16	4			6	31				
Wesley Martinez	6-6		4-6	8	4	16	2			4	28				
Kimo Keiter-Charles	6-10	1-3	3-4	5	5	16	0			2	23				
Napela Naniole	2-11		4-5	5	4	8	2		1	0	29				
Holoakea Nathaniel	4-7	2-5	0-0	5	4	10	2			0	25				
Bryson Moses	0-0		0-2	0	1	0	0			2	9				
Preston Jarneski	0-0		2-2	0	4	2	0			1	10				
Tyson Takiue	0-1		0-0	0	1	0	0			0	1				
Chris Kanakaole	0-1		0-2	1	0	0	0			0	4				
Team				4											
Totals.....	23-46	3-8	19-31	28	27	68	10	20	0	15	160				
	50.0%	37.5%	61.3%												

Score by Periods	1st	2nd	3rd	4th	Total	
Saint Louis	10	15	12	18	55	(12-3)
Hilo	22	13	10	23	68	(14-1)

Officials: Ryan Sueoka, Sam Delos Reyes, Mason Souza  
 Technical fouls: none  
 Attendance: 4486

# Hilo High claims state basketball title, 68-55



Top-seeded Vikings hold off No. 2 St. Louis

ADVERTISER STAFF  
 Hilo's Viking ship took a few broadsides through the rigging on the home stretch, but sailed into port with the Hawaiian Airlines Boys State Basketball Championship last night.  
 The Big Island champions held off a Junior-inspired rally by St. Louis, Oahu's private-school league champion, to win 68-55 in the final game of the 44th annual Hawaii High School Athletic Association tournament.  
 A thoroughly involved crowd of 4,486 watched at Stan Sheriff Center as Hilo rebounded to a home land goal.

#2 Punahou Buffanblu vs. #1 Kalaheo Mustangs  
Feb. 19, 1999, 8 p.m. at Stan Sheriff Center

#2 Punahou (51)	TOTAL		3-POINT								
Player	FGM-FGA	FGM-FGA	FTM-FTA	REB	PF	PTS	A	TO	BLK	STL	
Blair Suzuki	1-5	0-1	0-10	3	4	2	2				
Noah Wee	1-4		0-1	4	1	2					
Ryan Saito	0-1		0-0	1	1	0					
Zach Stephens	4-13	3-8	4-6	6	2	15					
Jesse Lam	2-4		3-6	3	4	7					
B. Turner-Gerlach	3-9		3-3	4	2	9					
Brandon Brooks	6-12	0-1	4-4	4	3	16	2		2	5	
Team										1	
Totals.....	17-48	3-10	10-14	26	17	51	6	10	3	9	
	35.4%	30.0%	71.4%								

#1 Kalaheo (47)	TOTAL		3-POINT								
Player	FGM-FGA	FGM-FGA	FTM-FTA	REB	PF	PTS	A	TO	BLK	STL	
Damien Guerreiro	1-2		0-2	2	1	3					
Eric Sandovahl	1-3		0-0	0	2	2	2				
Reggie Bartley	1-2		0-0	0	1	3					
Levon Freeman	4-8	1-3	2-3	2	3	11	2				
Chris Hattori	0-0		1-2	3	3	1	2				
Ryan Hogue	5-8		4-4	6	4	14					
Andrew Bartley	0-0	1-2	0-0	0	0	0					
Julian Sensley	5-13	3-8	0-0	7	4	13			2	2	
K. Kuhau-Liftee	0-0		0-0	2	0	0					
Team										4	
Totals	17-36	6-14	7-11	26	18	47	8	16	6	6	
	47.2%	42.9%	63.6%								

Score by Periods	1st	2nd	3rd	4th	OT	Total
Punahou (14-1)	12	8	13	10	8	51
Kalaheo (14-1)	11	18	7	7	4	47

Officials: Clifford Rodrigues, Chuck Martin, Herbert Hew Len  
 Technical fouls: none  
 Attendance: 4750

# Punahou state champ

**STATE BOYS BASKETBALL**  
 At Stan Sheriff Center  
 University of Hawaii  
**YESTERDAY'S RESULTS**  
 Consolation Final  
 Waialeale 43, Iolani 34  
**5th Place**  
 Maui HS, Kahala HS  
**Third Place**  
 St. Louis HS, Waialeale HS  
**Championship**  
 Punahou 51, Kalaheo 47, OT  
**ALL-TOURNAMENT TEAM**  
 Julian Sensley, Kalaheo  
 Zach Stephens, Punahou  
 Everett Frey, Kahala  
 Kyle Bartolomeo, Waialeale  
 Noah Wee, St. Louis  
**Most Valuable Player**  
 Brandon Brooks, Punahou



## Buffanblu squeeze past Kalaheo in OT

By Dennis Anderson  
 ADVERTISER STAFF WRITER  
 Jesse Lam snuck inside and tipped in a missed free throw with 36 seconds left in overtime last night to help Punahou School beat Kalaheo, 51-47, in the Hawaiian Airlines Boys State Basketball Championship game.  
 A crowd of 4,750 watched at Stan Sheriff Center as Punahou won its eighth title in the 43rd renewal of the Hawaii High School Athletic Association Tournament.  
 "I had noticed (the Kalaheo inside rebounder) had been leaning forward all night, so I slid behind him and caught him off guard," said Lam, whose clutch basket gave Punahou a 49-47 lead.  
 Punahou had been behind as much as 10 points after a 12-2 Kalaheo blitz in the middle of the second quarter. At halftime, "We emphasized for them to be patient on both offense and defense," coach Alan Lum said.  
 "It's very sad that one team lost. They both are champions," Lum added.  
 Kalaheo's Julian Sensley, who scored 13 points in the first half, was allowed only four shots in the second half and didn't score. "Brandon (Brooks) picked it up but it was team defense, no one person, as it has been all year," Lum said.  
 After trailing for nearly 19 minutes, Punahou tied the score at 43 on Zach Stephens' third 3-pointer with 2:11 left in regulation.

▲▲▲  
 Kalaheo's Eric Sandovahl looks for a teammate to pass the ball to as Punahou's Zach Stephens defends.

#2 Kalaheo vs. #1 Iolani  
Feb. 21, 1998, 8 p.m. at Neal Blaisdell Center

Player	TOTAL		3-POINT		REB	PF	PTS	A	TO	BLK	STL
	FGM-FGA	FGM-FGA	FTM-FTA	FTM-FTA							
Kip Lutu	2-3	1	1-2	2	1	6	0				0
Ryan Hogue	2-6		4-5	5	1	8	1		1		0
Julian Sensley	5-14	2	0-2	9	2	12	0		1		0
David Abbott	3-6	2	0-0	2	3	8	6				1
Levon Freeman	3-6	1	0-0	2	5	7	2				1
Kaleo Morton	0-1		0-0	1	3	0	0				1
Charles Harris	5-8		5-7	5	1	15	2		1		2
Shawn Withy-Allen	0-0		0-0	0	0	0	0				0
Kalmana Freitas	1-2	1	0-0	0	0	3	1				0
Josh Rust	0-1		0-0	0	1	0	0				0
Team				3							
Totals.....	21-49	7	10-16	29	17	59	12	7	3		5

Player	TOTAL		3-POINT		REB	PF	PTS	A	TO	BLK	STL
	FGM-FGA	FGM-FGA	FTM-FTA	FTM-FTA							
Brad Anderson	3-8		1-2	7	3	7	3				0
Cord Anderson	6-12		2-4	8	1	14	1				1
S. Christensen	2-5		5-6	6	4	9	0				0
Kirk Uejio	3-8	2	12-14	2	2	20	1				3
Doug Jackson	4-7		4-4	0	4	12	4				0
Travis McGaughy	0-0		0-0	0	1	0	0				0
Michael Aeto	0-0		0-0	0	0	0	0				0
Team				3							
Totals	18-40	2	24-30	26	15	62	9	8	0		4
Score by Periods	1st	2nd	3rd	4th	OT	OT2	Total				
Kalaheo	13	13	8	13	4	8	- 59				
Iolani	16	11	6	14	4	11	- 62				

Officials: Thomas Yoshida, Mason Souza, Bryan Barr  
 Technical fouls: none  
 Attendance: 3812  
 Time: 1:50

# Iolani outlasts Kalaheo

## Raiders take state title in double OT

Advertiser Staff

As good as they were, it was an admittedly lucky play that lifted the top-seeded Iolani Raiders to a 62-59 victory over second-seeded Kalaheo in two overtimes last night to win the 42nd state boys basketball championship.

A Blaisdell Arena crowd of 3,812 sweated through the pulsating final game, which featured big rallies, eight lead changes in the first four minutes of the fourth quarter, sometimes remarkable marksmanship (Kalaheo made five of six 3-point attempts in the first half) and unrelenting defense.

But in a well-played final, it was a terrible pass that finally broke the deadlock 50 seconds into the second overtime.

Iolani's Shawn Christensen tried to pass to teammate Cord Anderson under the basket but threw the ball about three feet over Anderson's head.

It caromed off the backboard, right into the hands of 5-foot-6 Douglas Jackson in the paint. He took it back up and scored for a 53-51 Iolani lead.

"You've got to be lucky sometimes," Iolani coach Mark Mugiishi said. "The kids were looking at me,

### State Tournament

#### Championship

Iolani 62,  
Kalaheo 59

#### Third Place

St. Louis 77,  
Maui 45

#### Fifth Place

Moanalua 60,  
Seabury 60

#### Seventh Place

Milani 72,  
Hilo 65

Moanalua vs. #1 Iolani

Feb. 22, 1997, 8 p.m. at Neal Blaisdell Center

Moanalua (58)	TOTAL 3-POINT										
Player	FGM-FGA	FGM-FGA	FTM-FTA	REB	PF	PTS	A	TO	BLK	STL	
Ron Jones	0-2	0-1	2-2	0	0	2	0			1	
Kenneth Kesaji	1-1		0-0	1	0	2	2			0	
B. Rosado-Galindo	6-10	0-1	2-2	12	1	14	1		2	0	
Ramsey Williams	7-14	5-10	4-4	4	2	23	0		1	1	
Daniel Bruce	3-5		0-0	1	3	6	0			0	
R. Marshall-Greene	2-5		0-2	5	4	4	1		1	0	
Bryson Kamakura	2-5		1-2	4	3	5	2			0	
Marvin Santiago	1-3		0-0	1	4	2	0			0	
Team				5							
Totals.....	22-45	5-12	9-12	33	17	58	6	8	4	2	
	48.8%	41.7	75.0%								

#1 Iolani (57)	TOTAL 3-POINT										
Player	FGM-FGA	FGM-FGA	FTM-FTA	REB	PF	PTS	A	TO	BLK	STL	
Kirk Uejio	4-10		0-0	1	4	8	3			0	
Tommy Yasuhara	2-4	0-1	2-4	6	1	6	3			0	
De. Christensen	8-21	1-8	3-5	8	3	20	1		1	0	
Sh. Christensen	7-12		0-0	12	4	14	1			0	
Isaac Kishinami	0-0		0-1	1	0	0	0			1	
Akoni Ah Yat	1-11	0-3	0-0	3	2	2	3			0	
Marcus Fuller	0-1		0-0	0	0	0	0			0	
Douglas Jackson	2-6	1-3	2-3	2	2	7	0			1	
Team				4							
Totals	24-65	2-15	7-13	37	16	57	11	5	1	2	
	36.9%	13.3%	53.8%								

Score by Periods	1st	2nd	3rd	4th	Total
Moanalua	16	14	14	14	58
Iolani	12	11	20	14	57

Officials: Brian Yamasaki, Sam Delos Reyes, Donovan Lewis  
 Technical fouls: Moanalua bench  
 Attendance: 4000 (est)

# Moanalua claims state hoops title

Improbable run ends with 58-57 win over Iolani

By Stacy Kaneshiro  
 Advertiser Staff Writer

There must have been Menehunes in Blaisdell Arena last night. And not just the ones from Moanalua High School.

How else can one explain, for the second time in three nights, the Moanalua basketball team's miracle season? All its players could do was watch its fate kick out of the rim. And kick out again.

The Menehunes survived a scary ending, watching brothers Derek and Shawn Christensen's layup and putback, respectively, bounce harmlessly off the rim as time expired to hang on to a 58-57 win over Iolani in the championship of the Hawaiian Air/Hawaii High School Athletic Association state basketball tournament.

The Menehunes (25-2) are the first team to repeat since University in 1988. The Raiders end their season at 23-4.

"They had a layup and a put-



**Moanalua vs. #1 Kalaheo**

**Mar. 2, 1996, 8 p.m. at Neal Blaisdell Center**

Moanalua (49)	TOTAL		3-POINT										
Player	FGM-FGA	FGM-FGA	FTM-FTA	REB	PF	PTS	A	TO	BLK	STL			
Ron Jones	0-1		0-0	0	0	0	1			0			
Marvin Santiago	2-3		4-4	2	5	8	0			0			
Ramsey Williams	4-9	1-3	0-0	2	0	9	2			0			
Kenneth Kesaji	0-2		0-0	0	0	0	0			0			
Daniel Arakaki	0-0		0-0	0	0	0	0			0			
C. Williams	4-6	1-1	0-0	7	2	9	3		1	0			
Issac Castro	7-13	3-3	5-6	6	4	22	0			1			
Kaipo Silva	0-0		0-0	0	0	0	0			0			
Galen Potts	0-1		1-2	1	3	1	1			0			
Ngai Brash	0-0		0-0	0	0	0	0			0			
Ken Walker	0-1		0-0	3	0	0	1			0			
Frank Primca	0-0		0-0	0	0	0	0			1			
Team				3									
Totals.....	17-36	5-7	10-12	24	14	49	8	3	1	2			
	47.2%	71.4%	83.3%										

Kalaheo (44)	TOTAL		3-POINT										
Player	FGM-FGA	FGM-FGA	FTM-FTA	REB	PF	PTS	A	TO	BLK	STL			
Nick Deely	0-0		0-0	3	0	0	0			0			
L. Rodrigues	0-1	0-1	0-0	2	0	0	2			0			
Ikaika Furtado	3-4	1-2	2-3	1	4	9	0			1			
Kaulana Shenk	0-2	0-1	0-0	0	0	0	0			0			
Kekoa Shenk	2-7	0-2	1-4	1	5	5	0			1			
Steve Hess	5-14	3-5	3-4	4	0	16	0			0			
Josh Carvalho	0-3	0-2	0-0	3	2	0	0			0			
Brian Yule	5-11	0-1	4-8	9	2	14	0			0			
Team				1									
Totals	15-42	4-14	10-19	24	13	44	2	2	0	2			
	35.7%	28.6%	52.6%										

Score by Periods	1st	2nd	3rd	4th	Total
Moanalua	13	7	15	14	49
Kalaheo	4	10	14	16	44

Officials: Sam Delos Reyes, Ralph Sing Chow, Thomas Yoshida  
 Technical fouls: none  
 Attendance: 3,500 (est)



Richard Ambo/The Honolulu Advertiser  
 Moanalua's Galen Potts yanks down a rebound away from Kalaheo's Josh Carvalho.

# Moanalua wins first state title

## Top-ranked Kalaheo is set down, 49-44

By Stacy Kaneshiro  
 Advertiser Staff Writer

Mission accomplished. Reeling after a heart-breaking playoff loss a little more than a week ago, Moanalua got sweet revenge, defeating top-ranked and top-seeded Kalaheo, 49-44, to win its first state boys' basketball title last night.

An estimated Blaisdell Arena crowd of 3,500 saw the 40th Hawaii High School Athletic Association/Nissan finale.

"This feels satisfying," Moanalua coach Eddie Maruyama said. "All the hard work has paid off."

Maruyama was a starting guard on the last Moanalua to reach the final, in 1979, when the Menchunes were drubbed by Kahala 60-28.

But more satisfying was the way Moanalua rebounded from a 52-51 loss to Kalaheo in the Oahu Interscholastic Association semifinals. The Menchunes (19-7), ranked seventh in The Advertiser's Top 10, lost that game on a basket at the buzzer. But since then, they have reeled off five straight victories.

"We were on a mission," Moanalua senior center Issac Castro said. "After that loss, we knew we could hang and we proved it tonight."

Castro was a big part of the Menchune uprising. He led the way with 22 points, including an uncharacteristic three 3-pointers. He had only two 3-pointers during the regular season.

"I felt it," Castro said. "I knew I was on. I had a little jitters, but once I got that out, I couldn't miss."

Maruyama joked, "We gave him the yellow light. We were going to let him shoot until he missed."

Even Kalaheo's knowing he could hit from the perimeter couldn't cool his hot hand.

"We wanted to get up on him," said Kalaheo coach Pete Smith. "He just made his shots."

#2 Saint Louis vs. #1 Kalaheo

March 4, 1995, 8 p.m. at Neal Blaisdell Center

Player	FGM-FGA	FGM-FGA	FTM-FTA	REB	PF	PTS	A	TO	BLK	S
Earle Wayne	2-7	1-4	0-0	1	3	5	0			
Jerry Vierra	2-8	1-3	0-0	1	2	5				
Kaweo Feeney	1-4	1-2	0-0	0	2	3	1			
Jon Amarin	0-0		0-2	0	2	0	1			1
Darnell Arceneaux	3-16	1-5	5-7	5	5	12	2			6
Kalin Dudley	0-0		0-0	0	0	0				
Justin Young	0-1		0-1	2	2	0				
Joe Mendonsa	3-4	2-2	0-0	0	2	8				
Mika Browne	2-3	2-2	0-1	3	2	6	1			
Kawika Ordenstein	1-10	0-2	1-6	15	5	3	2			2
Team				3						
Totals.....	14-53	8-20	6-17	30	25	42	7	6	0	9
	26.4%	40.0%	35.3%							

Player	FGM-FGA	FGM-FGA	FTM-FTA	REB	PF	PTS	A	TO	BLK	S
Nick Deely	0-0		0-1	0	1	0	0			
Lucan Rodrigues	0-0		0-1	1	0	0	0			
Ikaika Furtado	0-0		0-0	1	0	0	0			
Kekoa Schenk	0-0		2-2	0	0	2	0			
Greg Miller	6-11		3-3	15	4	15	3			
Stephen Hess	2-7	2-5	5-6	0	3	11	2			1
Tyler Camara	2-5		3-5	9	4	7	1			
Scott Kato	0-3		4-5	3	2	4	1			
Jerome Carvalho	2-4		6-6	9	3	10	0			
Eddie Bance	0-0		0-0	0	0	0	0			
Brian Yule	0-1		0-0	1	1	0	0			
Kekama Emmsley	0-0		0-0	0	0	0	0			
Team				1						
Totals	12-31	2-5	23-29	40	18	49	7	15	0	1
	38.7%	40.0%	79.3%							

Score by Periods	1st	2nd	3rd	4th	OT	OT2	Total
Saint Louis	5	4	6	27	-	-	42
Kalaheo	11	9	12	17	-	-	49

Officials: Ryan Sueoka, Ralph Sing Chow, Clifford Rodrigues

Technical fouls: none

Attendance: 4,500 (est.)

# Kalaheo's No. 1

Mustangs hold off  
St. Louis, 49-42,  
in state title game


By Stacy Kaneshiro  
Advertiser Staff Writer

Greg Miller amassed 15 points and 15 rebounds to lead Kalaheo over St. Louis, 49-42, in the championship game of the state high school boys' basketball tournament last night at Blaisdell Arena.

The top-seeded Mustangs, ranked first in the Advertiser Top 10, completed their season 15-0 and won their first state title since 1985. The second-seeded and second-ranked Crusaders end at 13-2.

"Greg was super," Kalaheo coach Pete Smith said. "He posted up well, he took it to the hole well. He's done it for us all year."

About 4,500 saw Kalaheo win its first Hawaii High School Athletic Association/Nissan title since 1985, when it beat Radford. That team also was coached by Smith. Smith also played






Kamehameha vs. Iolani  
 March 12, 1994, 8 p.m. at Neal Blaisdell Center

Kamehameha (52) Player	TOTAL		3-POINT		REB	PF	PTS	A	TO	BLK	S
	FGM-FGA	FGM-FGA	FTM-FTA	FTM-FTA							
Kelii Cambra	1-3	0-2	0-0	0-0	3	2	2				
Adam Lee	3-7		3-4		9	3	9				
Kahi Villa	8-18		8-9		6	4	24			1	
Lance DeSilva	2-7	0-2	0-0		8	3	4				
Kala Torco	1-3	1-3	0-0		0	0	3	1			2
Elton Perkins	0-1	0-1	0-0		0	0	0				
Julian Nakanishi	1-4	1-3	0-1		1	4	3	1			2
Leonard Vargas	2-4	1-1	0-0		2	3	5	2			
Jesse Nakanishi	1-1		0-0		0	0	2	1			1
Shaun Lorenzo	0-1		0-0		1	0	0				
Team					7						
Totals.....	19-49	3-12	11-14		37	19	52	5	13	3	6
	38.8%	25.0%	78.6%								

Iolani (53) Player	TOTAL		3-POINT		REB	PF	PTS	A	TO	BLK	S
	FGM-FGA	FGM-FGA	FTM-FTA	FTM-FTA							
Richard Carlisle	3-9		0-0		9	2	6	1			
Adam Wong	5-11	1-4	4-7		0	2	15	2			
Todd King	5-10		6-9		7	4	16				2
Dean Shimamoto	0-4	0-2	5-5		1	1	5	2			
Brian Ah Yat	2-4		0-2		0	3	4	2			
Jerry Tanaka	0-0		0-0		0	0	0				
John Stepien	0-0		0-0		0	0	0				
Kanoa Leahey	0-0		0-0		0	0	0				
Joseph Chong	3-5	1-1	0-0		2	1	7				1
Mark Ambier	0-0		0-0		0	0	0				
Derek Christensen	0-0		0-0		1	2	0	1			
Team					4						
Totals	18-43	2-7	15-23		24	15	53	8	15	3	3
	41.9%	28.6%	65.2%								

Score by Periods	1st	2nd	3rd	4th	Total
Kamehameha	15	9	15	13	-- 52
Iolani	10	7	15	21	-- 53

Officials: Joe Kerfoot, Ryan Sueoka, Brian Yamasaki  
 Technical fouls: none  
 Attendance: 5,000 (est.)



## Raiders rule state

Chong sinks jump shot, Warriors, 53-52

By Stacy Kaneshiro  
 Advertiser Staff Writer

Joseph Chong answered the million dollar question last night.

Down 52-51 with 4.5 seconds left, Iolani's 5-foot-10 reserve guard — and long-range shooting specialist — drained a 12-footer to give the Raiders a 53-52 win over Kamehameha for the state boys' basketball title at the Blaisdell Arena.

"I was on the bench and Coach (Mark Mugiishi) asked me if he put me in, would I make the shot," Chong said. "I said I'd make the shot."

A crowd of about 4,800 saw the second-seeded Raiders win their first state crown since 1983. Iolani, ranked second in The Advertiser Top 10, ends its season at 14-1. No. 3 Kamehameha is 16-3. All of its

### INSIDE:

■ Championship box score, all-tournament team, other tournament games. / Page C5

But once he missed, I couldn't control myself."

Chong scored seven points from three baskets, but two of them were buggies. Before his game-winning, he also nailed a 3-pointer that helped erase a nine-point deficit.

The Raiders trailed 47-38 with 5:15 left after Kamehameha's Adam Lee hit both ends of his one-and-one. Then Todd King gave his team a wake-up call. His slam dunk with 4:51 left ignited an 11-0 run that put the Raiders up 49-47 with 2:20 remaining after Dean Shimamoto converted both ends of a one-and-one.

down court and called time with 15.4 seconds left. That's when Chong entered the game for Ah Yat, primarily a defensive specialist. Chong got the ball at the left wing and let go.

"Nothing but net," he said. Warriors coach Jim Winchester said it would have been second-guessing to anticipate Chong taking the final shot.

"The problem they pose is that they're not easy to guard," he said. "Anybody had the possibility of scoring."

Mugiishi said he knew Chong would hit the shot. Earlier, he inserted Chong, who answered with a 3-pointer during the Raiders' 11-0 run.

"When we needed that last shot, we said we're going to put it in Joe's hands," Mugiishi said. "And Joe hit it. It's

**Aiea vs. Kaimuki**  
**March 6, 1993, 8 p.m. at Neal Blaisdell Center**


Aiea (50)	TOTAL		3-POINT		REB	PF	PTS	A	TO	BLK	S
Player	FGM-FGA	FGM-FGA	FTM-FTA	FTM-FTA							
Kyle Kurasaki	1-5	1-1	0-0	0-0	2	1	3	3			0
Tino Tuli	1-2		0-0	0-0	2	3	2	2			0
Vao Tialavea	1-1		0-0	0-0	3	2	2	3			1
Todd George	8-21	0-1	2-2	2-2	6	3	18	3			1
Kevin Wilson	9-16	0-1	3-4	3-4	8	4	21	1			1
Isaac Brumaghim	2-7		0-0	0-0	4	0	4	2			0
Sam Atuatasi	0-0		0-0	0-0	0	0	0	0			0
Team											
Totals.....	22-52	1-3	5-6	5-6	25	13	50	14	14	1	3
	.423	.333	.833	.833							

Kaimuki (53)	TOTAL		3-POINT		REB	PF	PTS	A	TO	BLK	S
Player	FGM-FGA	FGM-FGA	FTM-FTA	FTM-FTA							
Shannon Lee	6-16	2-3	0-1	0-1	1	3	14	3			5
Ante Peric	5-12	0-3	2-2	2-2	4	4	12	2			2
John Neal	5-9		0-1	0-1	2	1	10	1			1
D. Miller-Moylan	2-3		3-4	3-4	8	3	7	0		3	1
Zoran Bursac	3-6	0-2	2-2	2-2	9	2	8	2		3	0
Sung Jae Lee	0-0		0-0	0-0	0	0	0	0			0
Iran Rogers	0-0		0-0	0-0	1	0	0	0			0
Jason Nakamoto	0-0		0-0	0-0	0	0	0	0			0
Junior Faitau	1-3		0-0	0-0	1	3	2	0			0
Dathan Kaai	0-0		0-0	0-0	0	0	0	0			0
Team											
Totals.....	22-49	2-8	7-10	7-10	26	16		8	12	8	9
	.449	.250	.700	.700							

Score by Periods	1st	2nd	3rd	4th	Total
Aiea	13	15	8	14	-- 50
Kaimuki	18	8	17	10	-- 53

Officials: Ralph Sing Chow, Cliff Rodrigues, Glen Sales  
 Technical fouls: none  
 Attendance: 6,104

# Kaimuki captures state title



## 6,104 see Bulldogs beat Aiea

By Stacy Kaneshiro  
 Advertiser Staff Writer

Kaimuki captured its first state boys' basketball title with a heart-thumping 53-50 victory over Aiea last night at Blaisdell Arena.

A crowd of 6,104 saw the Bulldogs overcome a 28-26 halftime deficit by outscoring Na Aiihi 17-8 in the third period and holding on down the stretch.

Kaimuki ranked third in last

Hilo vs. Kamehameha  
 March 7, 1992, 8 p.m. at Neal Blaisdell Center

Hilo (73)	TOTAL		3-POINT									
Player	FGM-FGA	FGM-FGA	FTM-FTA	REB	PF	PTS	A	TO	BLK	S		
Jason Kauhi	3-6	2-4	2-2	3	5	10	2			2		
Casey Newman	1-7	0-1	0-0	4	4	2	1			2		
Solomon Wakita	5-10		1-2	6	5	13	1			0		
Clayton Kaneshiro	3-4	2-3	1-2	1	3	9	0			0		
Steven Idemoto	0-1		0-2	1	4	0	0			0		
Mokoi Pousima	3-7		0-2	7	3	6	2			1		
Robert Medeiros	3-4		2-2	3	5	8	3			1		
Tod Bello	7-8	1-2	10-11	4	4	25	1			3		
Team				6								
Totals.....	25-46	5-9	16-23	35	33	73	10	23	2	9		
	.565	.556	.696									

Kamehameha (76)	TOTAL		3-POINT									
Player	FGM-FGA	FGM-FGA	FTM-FTA	REB	PF	PTS	A	TO	BLK	S		
Elvis Olivera	2-6	2-4	2-4	3	5	7	2			2		
Ikaika Mailoe	4-10		2-3	5	4	10	4			5		
Louie Vargas	8-13	4-5	11-18	6	3	31	2			4		
Kekoa Ng	5-15	2-10	2-2	6	2	14	1			0		
Alafia Williams	2-8	0-2	4-5	2	5	8	0			1		
Kahi Villa	2-3		2-4	2	2	6	1			0		
Kelii Cambra	0-0		0-0	0	0	0	0			1		
Team				4								
Totals.....	23-55	8-21	23-36	28	21	76	10	13	2	13		
	.418	.381	.639									

Score by Periods	1st	2nd	3rd	4th	OT1	OT2	OT3	Total
Hilo	17	17	11	14	0	5	9	73
Kamehameha	11	14	20	14	0	5	12	76

Officials: Donovan Lewis, Pat Tanibe, Larry Yamashita  
 Technical fouls: none  
 Attendance: 5,132

# Warriors capture state title

## Defending champion Hilo falls in 3 OTs

**By Stacy Kaneshiro**  
 Advertiser Staff Writer


In perhaps the best state high school boys' championship game ever played, Kamehameha defeated Hilo, 76-73, in triple overtime last night.

A Blaisdell Arena crowd of 5,142 saw the Warriors overcome a 34-25 halftime deficit, fight off a relentless Viking charge in the fourth period before finally putting away the defending state champions.

Kahi Villa's three-point play with about seven seconds left broke a 73-all tie and gave the Warriors their first state title since 1976.

Villa, on a 3-on-2 break, took

STATE BASKETBALL	
<b>Yesterday's Results</b>	
<b>At Blaisdell Arena</b>	
<b>CHAMPIONSHIP</b>	
Kamehameha 76, Hilo 73 (3OT)	
<b>THIRD PLACE</b>	
Kamuela 44, Kalaheo 43 (OT)	
<b>FIFTH PLACE</b>	
Molokai 82, Roosevelt 80	
<b>CONSOLATION</b>	
Baldwin 82, Kohala 54	
<b>ALL-TOURNAMENT TEAM</b>	
MVP — Louie Vargas, Kam	
Kekoa Ng, Kam	
Tod Bello, Hilo	
Solomon Wakita, Hilo	
Ken Houpo, Baldwin	
Brandyn Akana, Molokai	



#2 Hilo vs. #1 Kalaheo

March 9, 1991, 8 p.m. at Neal Blaisdell Center


Hilo (59)	TOTAL		3-POINT								
Player	FGM-FGA	FGM-FGA	FTM-FTA	REB	PF	PTS	A	TO	BLK	S	
Castillo	0-0		0-0	1	0	0					
Paul Lee	5-7	0-1	2-3	5	3	12				2	
Pana	4-6	3-4	0-0	4	3	11				1	
Herman Medeiros	4-6	2-2	3-4	5	2	13				0	
Shon Malani	5-7	3-3	6-6	1	1	19				3	
Robert Medeiros	0-1		0-0	0	3	0				0	
Donald DeSa	2-3		0-3	1	4	4				0	
Totals.....	20-30	8-10	11-16	17	16	59	15	1		6	
	.667	.800	.688								

Kalaheo (44)	TOTAL		3-POINT								
Player	FGM-FGA	FGM-FGA	FTM-FTA	REB	PF	PTS	A	TO	BLK	S	
Josh Smith	2-5		10-11	4	1	14				3	
Shane Rodrigues	1-6	1-5	0-0	0	0	3				1	
Kalii Tilton	1-3	0-1	0-0	2	5	2				0	
Tony Stomaluolo	2-3		3-4	2	3	7				0	
Gurney Holley	2-5		1-2	2	1	5				0	
Alika Smith	1-3	0-1	3-4	4	3	5				1	
Shane Berry	4-5		0-0	2	1	8				1	
Aaron Abergas	0-2		0-0	1	1	0				1	
Lee	0-0		0-0	0		0				0	
Totals.....	13-32	1-7	17-21	17	15	44	17	0		7	
	.406	.143	.810								

Score by Periods	1st	2nd	3rd	4th	Total
Hilo	20	17	13	9	-- 59
Kalaheo	8	13	6	17	-- 44

Officials: Sam Delos Reyes, Ralph Sing Chow, Cliff Rodrigues  
 Technical fouls: none  
 Attendance: 4,870

# Hilo ends Oahu dominance



## Defeats Kalaheo to win state title

By Stacy Kaneshiro  
 Advertiser Staff Writer

Hilo's Vikings struck early, often and in every way to defeat Kalaheo, 59-44, and capture the championship of the 35th annual state high school boys' basketball tournament last night at Blaisdell Arena.

Hilo became the first Neighbor Island team since 1964 — when the Vikings beat Punahou in the final — to win the state championship.

A crowd of 4,870 saw the Vikings complete their season with a 21-0 record. Kalaheo finished 17-1.

"A lot of people thought that we couldn't play," said Vikings forward Paul Lee. "We wanted to show that the Neighbor Islands can do it."

Oahu teams had won all but two state titles (St. Joseph's won in '83 and last night.

State Tournament	
At Blaisdell Arena	
CHAMPIONSHIP	
Hilo 59, Kalaheo 44	
THIRD PLACE	
Baldwin 47, Kamehameha 46	
FIFTH PLACE	
Roosevelt 53, Kailua 41	
CONSOLATION	
Maryknoll 68, Kapea 55	

"I always thought we could play," said Hilo coach Larry Manliguis, whose brother Al coached the '84 championship team. "We have a lot of kids with a lot of talent. I knew we could play with anybody."

Senior guard Shon Malani led all scorers with 19 points for Hilo. Teammate Herman Me-

See Hilo, Page C4

Maui vs. #1 Punahou  
 March 10, 1990, 8 p.m. at Neal Blaisdell Center

Maui (58)	TOTAL		3-POINT								
Player	FGM-FGA	FGM-FGA	FTM-FTA	REB	PF	PTS	A	TO	BLK	S	MIN
Acob	6-12	1	4-6	3	3	17	0			3	28
Sam Fong	0-0		0-0	0	0	0	0			1	0
Bacos	2-6		0-0	4	3	4	2		2	1	27
Vega	4-12	2	1-2	5	3	11	2			0	28
Rico	0-0		0-0	0	0	0	0			0	0
Paresa	0-1		0-0	0	0	0	0			0	0
Duque	0-0		0-0	0	0	0	0			0	1
Fujimoto	0-0		2-2	1	2	2	2			0	11
Lacio	0-0		0-0	0	0	0	0			0	0
Brauch	5-12	3	9-11	6	4	22	1			1	32
Segundo	1-3		0-0	1	4	2	0			0	23
Rabag	0-0		0-0	0	0	0	0			0	10
Team				2							
Totals.....	18-46	6-15	16-21	22	19	58	7	12	2	6	160
	.391	400	.762								

Punahou (68)	TOTAL		3-POINT								
Player	FGM-FGA	FGM-FGA	FTM-FTA	REB	PF	PTS	A	TO	BLK	S	MIN
Lam	4-10	4	0-0	1	3	12	2			1	32
Tom	0-0		0-0	0	0	0	0			0	4
Gonzales	3-8		6-6	5	4	12	2			1	22
Kia	1-2		0-0	0	2	2	1			0	23
Castillo	1-2		0-0	0	1	2	0			0	3
Yee	0-0		0-0	0	0	0	0			0	0
Taylor	0-0		0-0	0	0	0	0			0	0
Mullahey	0-0		0-0	0	0	0	0			0	0
Wong	4-10	1	10-12	8	2	19	2		2	3	32
Ah You	0-0		0-0	0	2	0	0			0	12
Miller	8-10		5-13	14	3	21	1			2	32
Team				1							
Totals.....	21-42	5-18	21-31	29	17	68	8	14	3	7	160
	.500		.677								

Score by Periods	1st	2nd	3rd	4th	Total
Maui	10	17	10	21	-- 58
Punahou	15	15	16	22	-- 68

Officials: Pat Tanibe, Larry Yamashita  
 Technical fouls: none  
 Attendance: 4,435

## Punahou wins Defeats Maui for state title

By Ferd Borsch  
 Advertiser Staff Writer

Chris Miller and Kevin Wong combined for 40 points in leading Punahou School to a hard-fought 68-58 victory over the Maui Sabers last night in the championship game of the 34th annual state high school basketball tournament.

Miller, a dominating 6-foot-5, 235-pound center who ruled the inside, scored 21 points and grabbed 14 rebounds. Wong, a slender 6-foot-6 forward, finished with 19 points and eight rebounds.

Ty Brauch scored a game-high 22 points for the Sabers, who played the Buffanblu (15-0) on even terms until late in the third quarter. Maui finished with a 14-5 record.

A crowd of 4,435 at Blaisdell Arena saw Punahou win its seventh state title, the most for any school since the tournament was started in 1957. St. Louis has won six titles.

State Basketball	
CHAMPIONSHIP	
Punahou (15-0).....	68
Maui (14-5).....	58
THIRD PLACE	
Baldwin (15-2).....	60
Iolani (12-8).....	56
FIFTH PLACE	
Hilo (20-1).....	64
Roosevelt (13-6).....	55
CONSOLATION	
Castle (14-4).....	84
Waieka (16-5).....	72

It was also the third state championship for Chris McLachlin, who returned as Punahou's basketball coach this season after 11 years as the school's highly successful volleyball coach. McLachlin also guided Punahou to state basketball championships in 1975 and 1979.

"I have a lot of respect for Maui," said Punahou coach Chris McLachlin. "I wonder what it would have been like if they only had to play three nights like us. They showed a lot of heart and courage, but so did our guys."

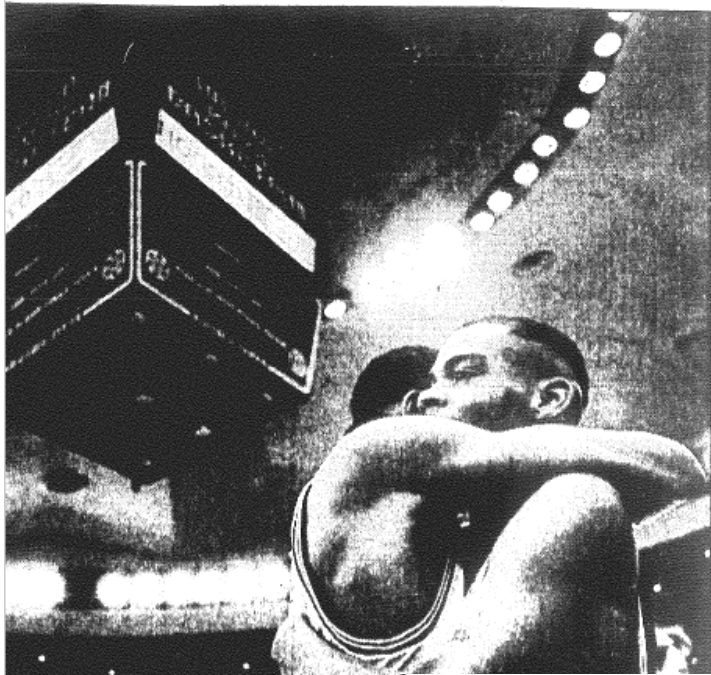
Brauch, whose two 29-point performances started the Sabers on their way to the title round, was pleased with his team's play in the tournament.

"I think we did a great job to get this far," Brauch said. "We just couldn't get the last one."

Maui coach Gilbert Silva said he felt "we had all the chance in the world to win, but we had to capitalize on turnovers. We missed some layups and I think we were a little intimidated by their height."

But the Buffanblu did not start to pull away for good until late in the third quarter and early in the fourth quarter

# Radford wins state title



*Rams hold off Warrior rally to finish up a perfect season*

By Dave Reardon  
Advertiser Staff Writer

They didn't do it in the steam-roller fashion some thought they might. But the Radford Rams completed a season-long quest to win the championship game of the state high school basketball tournament last night.

A turnstyle-count crowd of 6,541 at Blaisdell Center watched as Radford hung on to edge Kamehameha, 57-55. Radford completed an unbeaten (19-0) season. But it wasn't easy.

The Rams survived their third consecutive night of battle with an Interscholastic League of Honolulu power, beating St. Louis and Iolani in earlier rounds.

All three games were close, and Kamehameha came oh-so-close to its first state title since 1976.

Radford coach Jim Alegre said he expected it to be that way, even though his team was by far the tallest in the tournament and ran roughshod through the other tournament

### State Basketball

**At Blaisdell Arena**  
**YESTERDAY'S RESULTS**  
**Championship**  
Radford 57, Kamehameha 55  
**Third Place**  
Honokaa 76, Iolani 71  
**Fifth Place**  
Kalaheo 57, St. Louis 46  
**Consolation**  
Kapaa 64, Kaimuki 57

### All-Tournament

**Most Valuable Player**  
Marcus Smith (Radford)  
**All Tournament Team**  
Troy McCoy (Radford)  
Sy Frazier (Honokaa)  
Rodney Arias (Kamehameha)  
Larry Kai (Kamehameha)  
Lanont Davis (Radford)

Then, after the Rams' 24th turnover of the game, Akai was called for a travel under the Radford basket with 55 seconds

RADFORD (57)							
	FG	FT	R	A	S	PF	TP
Parham	0-2	2-2	2	0	0	4	2
Smith	4-8	0-0	6	1	0	2	9
Cooper	0-2	5-8	1	1	2	3	6
McCoy	4-5	0-2	5	3	0	2	8
Mostilen	4-8	6-7	9	3	0	4	14
Davis	6-10	5-6	9	0	0	3	17
Jordan	0-0	0-0	0	0	0	0	0
Burnley	1-1	0-0	0	1	1	3	2
Curry	0-0	0-0	0	0	0	0	0
Dunbar	0-0	0-0	0	0	0	0	0
Team			1				
Totals	19-38	18-23	33	9	3	21	87
Percentages	.528	.783					

KAMEHAMEHA (55)							
	FG	FT	R	A	S	PF	TP
Kai	4-19	0-0	6	3	0	2	10
Hitzeman	7-17	6-10	2	2	0	3	21
Salvador	1-2	0-0	2	0	2	1	3
Comita	1-1	2-3	5	1	0	5	4
Arias	3-9	4-6	10	0	0	2	10
Lee	0-1	0-0	1	0	0	0	0
Nihipai	0-2	0-0	0	0	0	0	0
Lino	2-2	0-1	2	0	0	1	4
Lau	0-1	1-3	2	0	0	2	1
Akai	1-3	0-1	2	1	1	4	2
Team			2				
Totals	19-57	13-24	33	7	3	20	55
Percentages	.333	.542					

Radford	13	19	13	12	—	87
Kamehameha	13	9	21	12	—	55

Three-point goals — Radford 1 (Smith), Kamehameha 4 (Kai 2, Hitzeman 1, Salvador 1)

Turnovers — Radford 24, Kamehameha 12

Technical fouls — None

Attendance — 6,174 (paid), 6,541 (total)

# University reigns again, 38-36

By Curtis Murayama  
Advertiser Staff Writer

Brad Stewart scored on a put-back off the glass with three seconds left, helping University High nip Maryknoll, 38-36, and cap one of the most dramatic comebacks in state high school basketball history.

A Blackwell Arena crowd of 4,787 watched defending champion University become the first team to repeat as state champion since Punahou (1979-81).


Maryknoll had one opportunity to tie but Kimo Padeilo's double-pump, 35-foot shoot, while being guarded by 6-foot-8 James Williams was off the mark as the horn sounded.

"This has got to be the sweetest of them all," UHS coach Darryl Gabriel said.

And probably the most thrilling.

University trailed by as many as 16 points twice (19-3 and 23-7) in the second period and 25-13 at halftime.

But all that changed in a thrill-packed third period during



Advertiser photos by Bruce Rasmussen

Consolation games, Page C-7

which the Junior Rainbows outscored the Spartans 19-4 to take a 32-29 lead into the fourth period.

Squaring the rally was a 3-1-1

MARYKNOLL (36)							
	FG-A	3FG-A	FT-A	R	A	PF	TP
Uohara	5-11		0-0	4	1	3	10
Homer	1-1	1-1	0-2	4	1	4	3
Padeilo	0-3		0-0	1	0	1	0
Jr. Lactaosen	5-9		5-5	3	2	0	15
Mills	1-4		0-0	4	0	5	2
King	3-5		0-1	8	1	3	6
Team				1			
<b>Totals</b>	<b>15-33</b>	<b>1-1</b>	<b>5-9</b>	<b>25</b>	<b>5</b>	<b>16</b>	<b>36</b>
Percentages	.455	1.000	.556				
UNIVERSITY HIGH (38)							
	FG-A	3FG-A	FT-A	R	A	PF	TP
Alvarez	1-2	0-1	0-0	1	0	0	2
Miho	2-7	0-4	0-1	0	7	0	4
DeCorte	3-6	1-3	0-1	2	2	2	7
Quinn	2-4	0-1	0-0	1	0	1	4
Stewart	5-11		7-12	7	1	1	17
Williams	2-7		0-0	4	1	3	4
Team				1			
<b>Totals</b>	<b>15-37</b>	<b>1-9</b>	<b>7-14</b>	<b>16</b>	<b>11</b>	<b>7</b>	<b>38</b>
Percentages	.405	.111	.500				
Maryknoll (14-4)			25		11		36
University High (17-0)			13		25		38

Technical fouls — none. Blocked shots — University High 2 (Williams). Steals — Maryknoll 4 (Uohara 2). University High 9 (Williams 2, Miho 2, DeCorte 2, Stewart 2). Turnovers — Maryknoll 15, University High 9. Att. — 4,787.

Officials: Larry Yamashita, Pat Tanibe

# UHS wins state championship

**Jr. 'Bows repel Punahou, 47-43**

By Stephen Tsai  
Advertiser Staff Writer

University High overcame brief flings with insult and injury to gain a 47-43 victory over Punahou last night in the championship game of the state high school basketball tournament.

The Blaisdell Arena crowd of 4,760 saw the Junior Rainbows win their first state basketball title since 1978.


UHS has played Punahou in all three of its trips to the finals.

UHS ensured its third victory of the season over Punahou with accurate free-throw shooting late in the game. The Junior Rainbows, who led the entire second half, hit six of their last seven free throws in the final 1:15.

But they dictated the game's tone long before that by weathering two hold-your-breath moments.

Punahou stunned UHS by racing to a 6-0 lead in the game's first three minutes.

The Junior Rainbows — whom coach Bobby Au said were "surprised and slightly embarrassed" by the early deficit — then switched to an aggressive man-to-man defense. The move seemed to strip Punahou of its perimeter of-



University High players, led by James Williams (33) and Michael Ah Sam (23), rejoice in victory after winning the state basketball championship last night.

Advertiser photo by Greg Yamamoto

PUNAHOU (43)						
	FG-A	FT-A	Reb	Pf	Pts	
Chun	0-0	0-0	0	1	0	
Ching	1-2	0-0	0	2	2	
Enersen	0-3	0-0	3	3	0	
Yap	1-4	0-0	0	0	2	
Smith	2-8	0-0	5	1	4	
Stackhouse	0-0	0-0	0	1	0	
Takeshita	6-16	2-2	4	3	14	
Yates	1-2	0-0	2	4	2	
Healy	8-14	3-3	12	2	19	
Dias	0-0	0-0	0	1	0	
Team			3			
Total	19-49	5-5	29	18	43	

UNIVERSITY HIGH (47)						
	FG-A	FT-A	Reb	Pf	Pts	
Milho	0-0	0-0	0	0	0	
DeCorte	2-3	5-7	3	3	9	
Ah Sam	1-3	4-6	3	2	6	
Quintan	3-5	4-6	4	2	10	
Stewart	3-9	1-1	4	2	7	
Williams	7-15	1-4	6	1	15	
Team			2			
Total	16-35	15-24	22	10	47	

Halftime—University High 23, Punahou 16.  
 Technicals—None.  
 FG pct.—Punahou .388, University High .457. FT pct.—Punahou 1.000, University High .625. Turnovers—Punahou 10, University High 7. A—4,760.

Officials: Sam Delos Reyes, Ralph Sing Chow



# St. Louis ascends to state title

## Maryknoll falls, 37-31

By Stephen Tsai  
Advertiser Staff Writer

St. Louis, with accurate free-throw shooting in the final two minutes, defeated Maryknoll, 37-31, last night in the championship game of the state high school basketball tournament at Blandell Arena.

About 4,800 fans saw the Crusaders make their last eight free-throw attempts to win their first state basketball title since 1968 and their sixth overall.

"It feels beautiful," said St. Louis center Vincent Kiste, who made six free throws down the stretch. "I feel faint."

Said Crusader point guard Bill Schulte: "This is kind of like the final chapter in a book. The book is full now."


For a while, the situation appeared bleak for St. Louis, which trailed 30-27 with two minutes to play.

But Maryknoll, which had used a box-and-one defense to deny St. Louis' interior offense in the second half, suddenly retreated into a zone.

"I was surprised they did that," St. Louis coach Kaijo Spencer said. "It let Billy Schulte take charge for us."

Schulte, who was stalked by designated defenders nearly the entire game, hit a jump shot from the right side to make it 30-29 with 1:56 left.

Mainly Williams then intercepted the Crusader's rebound and made a layup for



Led by assistant coach Duke Ajona, St. Louis players rush onto the court after winning it all.

Advertiser photo by Greg Yamamoto

### ST. LOUIS (37)

Schulte 2-4 4-4 8 Johnson 0-1 0-0 0 Marks 0-1 0-2 0  
 Tappan 0-0 0-2 0 Cooper 2-4 5-5 9 Kanoa 3-12 0-1 6  
 Williams 0-1 1-5 1 Kiste 1 9 11 11 13 Lewis 0-0 0-0 0 Totals  
 9 32 21-30 37

### MARYKNOLL (31)

Neves 1-1 0-1 2 Lactagen 1-3 0-0 2 DelaCuesta 1-3 0-0 2  
 Gabriel 4-11 4-8 12 Eyrstani 3-5 0-2 6 Sagapolutele 2-7 1 3  
 5 Makaula 1 1 0 0 2 Totals 13 31 5-14 31

St. Louis	12	4	9	12	-37
Maryknoll	6	7	10	8	-31

Fouled out—Sagapolutele. Total fouls—St. Louis 15, Maryknoll 21.

FG pct.—St. Louis .250, Maryknoll .419. FT pct.—St. Louis .700, Maryknoll .357.

Rebounds—St. Louis 24 (Williams 6, Kiste 5, Kanoa 5), Maryknoll 17 (Gabriel 9, Makaula 3). A—4,839.



# Rally helps Mustangs to state title

By Curtis Murayama  
Advertiser Staff Writer

Peter Ranta converted both ends of a one-and-one free-throw opportunity with five seconds left, lifting the Kalaheo Mustangs past Radford, 57-55, in the state high school basketball championship last night before 5,797 fans at Blaisdell Arena.

The victory earned Kalaheo its first state title in 11 years of varsity basketball. The Mustangs, top seeded and ranked No. 1 in The Advertiser statewide poll, finished the season 17-0, the first team to finish unbeaten since Kailua (1982). They have won 34 of their last 35 games, spanning three seasons. Radford finished 17-4.

But the title didn't come easy for Kalaheo, which had to overcome a 15-point second-period deficit and then hold off a late Ram charge.

Chad Liftee's two free throws gave the Mustangs a 55-49 lead with 47 seconds left.

But the last 47 seconds were almost a blur of action.

It followed this sequence: Radford's Shelly Brown hit a 15-footer, making it 55-51 with 40 seconds left.

## state scene

### The final day

**Championship game**  
Kalaheo 57, Radford 55  
**Third-place game**  
Maryknoll 57, Kamehameha 54  
**Fifth-place game**  
Waipahu 65, Punahou 60  
**Consolation final**  
Baldwin 59, Waiakea 57 (OT)

### Advertiser's All-Tournament team

MVP—Duane Bradley, Kalaheo.  
Scott Bogle (Radford), Mingo Saelua (Radford), Garrett Gabriel (Maryknoll), Dino Viena (Waipahu), Peter Ranta (Kalaheo).

### Championship game

KALAHEO (57)		FG-A	FT-A	Reb	Pf	Pts
Ro Gomes	0-4	2-2	1	2	2	
Ra Gomes	5-11	3-6	1	3	13	
Bradley	7-16	7-10	9	3	21	
Ball	1-1	0-0	1	2	2	
Ranta	4-7	2-2	3	0	10	
Bush	0-5	2-3	7	1	2	
Liftee	2-4	3-4	5	2	7	
<b>Totals</b>	<b>19-48</b>	<b>19-27</b>	<b>27</b>	<b>12</b>	<b>57</b>	
RADFORD (55)		FG-A	FT-A	Reb	Pf	Pts
Brown	6-21	2-4	7	3	14	
Pacheco	0-1	0-0	0	1	0	
Abreu	2-6	0-0	2	0	4	
Bogle	5-12	2-3	11	1	12	
Horiuchi	1-1	1-1	1	1	3	
Kroll	1-1	0-0	0	0	2	
Saelua	6-11	3-4	1	4	15	
Ulugaono	2-5	0-0	7	3	4	
Bryan	0-1	1-2	3	2	1	
Garcia	0-1	0-0	0	1	0	
<b>Totals</b>	<b>23-60</b>	<b>9-14</b>	<b>32</b>	<b>19</b>	<b>55</b>	

## Championship game

KALAHEO (57)		FG-A	FT-A	Reb	Pf	Pts
Ro Gomes	0-4	2-2	1	2	2	
Ra Gomes	5-11	3-6	1	3	13	
Bradley	7-16	7-10	9	3	21	
Ball	1-1	0-0	1	2	2	
Ranta	4-7	2-2	3	0	10	
Bush	0-5	2-3	7	1	2	
Liftee	2-4	3-4	5	2	7	
<b>Totals</b>	<b>19-48</b>	<b>19-27</b>	<b>27</b>	<b>12</b>	<b>57</b>	
RADFORD (55)		FG-A	FT-A	Reb	Pf	Pts
Brown	6-21	2-4	7	3	14	
Pacheco	0-1	0-0	0	1	0	
Abreu	2-6	0-0	2	0	4	
Bogle	5-12	2-3	11	1	12	
Horiuchi	1-1	1-1	1	1	3	
Kroll	1-1	0-0	0	0	2	
Saelua	6-11	3-4	1	4	15	
Ulugaono	2-5	0-0	7	3	4	
Bryan	0-1	1-2	3	2	1	
Garcia	0-1	0-0	0	1	0	
<b>Totals</b>	<b>23-60</b>	<b>9-14</b>	<b>32</b>	<b>19</b>	<b>55</b>	
<b>Kalaheo</b>		<b>14</b>	<b>15</b>	<b>18</b>	<b>10</b>	<b>-57</b>
<b>Radford</b>		<b>21</b>	<b>12</b>	<b>12</b>	<b>10</b>	<b>-55</b>

FG pct.—Kalaheo .395, Radford .383. FT pct.—Kalaheo .703, Radford .642. A—5,797.

# Fourth time the charm— Spartans win title, 55-44

By Clyde Mizumoto  
*Advertiser-Examiner Sports Editor*

To paraphrase a familiar line, hell hath no fury like a Spartan whose courted.

Three times before, Maryknoll has made it to the state high school basketball tournament final. And three times it lost — to Kaneohe in 1978, to Pearl City in 1981, to Kalia in 1982.

Last night at Blaisdell Arena, the Spartans rallied from a 14-point, first-half deficit to defeat Mau, 55-44, and win the 28th annual Hawaii High School Athletic Association championship.

"That makes it six tournament championships this year, four in the previous, the III and IIII and this," said Maryknoll coach Tony Scitino, who celebrated his 28th career victory with a balloon that said, "You're the greatest."

"This," Scitino added, "has been our most productive year, ever."

Scitino said the difference from years and tournaments past was experience. "Young kids would have fallen apart in that kind of situation," he said. "But with guys like Ben (Valle) and Mike (Among), there was no doubt they could handle it."

The motivation, Among said, was obvious. "It wasn't like we HAD to win it, it was more like we WANTED to win it. When you talk about Maryknoll, you talk basketball. So many great players have played there. This win wasn't just for us, it was for them, too."

One of "them" is Mike Ostrowski, who played on the Maryknoll team that lost in its first state-final appearance in 1978. Last night, Mike's brother — Dennis — and Ka — helped



Maryknoll senior Kody Grant joyously celebrates the Spartans' state-tournament victory with a wave of the net.

<b>MARYKNOLL (55)</b>				
Brandt	0	0-0	0	
Turner	4	0-0	8	
D Ostrowski	7	0-2	14	
23				9-21 55
<b>MAU (44)</b>				
Vroom	5	0-0	10	
Patao	0	0-0	0	
Tamayo	0	0-0	0	
5 Cummings	0	0-0	0	
20				4-7 44
<hr/>				
Maryknoll	11	9	15	20 —55
Mau	15	15	8	6 —44
<hr/>				
Total fouls — Maryknoll 10, Mau 17. Fouled out — Sparks, A — 6. 161				

1983

# Red Raiders are No. 1 after all

*Iolani lives up to label*

By Curtis Murayama  
Honolulu Staff Writer

"The best team in the state."  
The Iolani players have heard that line before, since they were aspirants to be exact.  
But that label is no longer a burden to them. They are the best team in the state. By far.  
Last night at Hanahele Center, the Red Raiders proved it before 7,588 fans, beating Leilehua, 62-46, in the final of the 27th annual Hawaii High School Athletic Association state basketball tournament.  
"I heard that many times," Iolani center Frank Luta said. "Now we can say, 'We are the best team in the state.'"  
Nad passed Scott Laboy, "Now we can say it, now we can. This is the best day of our life. We waited four years for this. It feels so good."  
Added guard Keith Spencer, "We wanted to prove to everybody we're the best."  
Luta, Laboy and Spencer, all seniors now, were starters as freshmen. Then, they were labeled the team of the future, then the team of destiny, then



*Mules get bounced out of final, 62-46*

By Clyde Mizumoto  
Honolulu Assistant Sports Editor

They took a rather circuitous route, but Iolani's Red Raiders are back where they started in the beginning of the season — at the head of the class in state high school basketball.

The Red Raiders reclaimed the distinction as the No. 1 team in the state last night with a resounding 62-46 victory over Leilehua in the final of the Hawaii High School Athletic Association state tournament.

A sellout crowd of 7,588 at Hanahele Arena witnessed the Red Raiders at their best. Iolani took a 10-0 lead 5:21 into the game and it was evident that the Red Raiders were the superior team.

An aggressive man-to-man defense with trapping principles seemed to rattle Leilehua in the opening minutes. "We wanted to force them to take shots they didn't want to take," Iolani assistant coach Vears said. "We didn't want them to run any patterns."

The only patterns the Mules were running were in circles. Leilehua missed its first seven fieldgoal attempts and turned the ball over three times to fall behind quickly.

Meanwhile, Iolani rebounded with a vengeance, used a variety of defenses to find a variety

**all-tournament**

**Advertiser's All-Tournament Team**

Michael Feters	Iolani
Scott Laboy	Iolani
Roland Ruff	Iolani
Todd Smith	Leilehua
Keith Spencer	Iolani

**Most Valuable Player**

Frank Luta	Iolani
------------	--------

in the state tournament, to have fun and play the way we were capable of," Iolani center Frank Luta said.

Last night, as they had throughout the tournament, the Red Raiders were hitting on all five cylinders.

• Small forward Michael Feters had 16 points and eight rebounds.

• Power forward Roland Ruff had 14 rebounds and 11 points.

• Center Frank Luta muscled his way for 15 points and five rebounds and rebounded Leilehua center Dale Harris into an early

**CHAMPIONSHIP**

**IOLANI (62)**

Feldhaus	0	0-0	0	Spencer	1	0-4	4	Feters	5	6-7	16
Matsuda	0	2-2	2	Maae	1	0-0	2	Laboy	5	0-0	10
Lee	0	0-0	0	Ruff	4	6-9	13	Luta	5	3-3	15
Totals											22
											18-30
											62

**LEILEHUA (46)**

Tolentino	0	0-0	0	Baldonado	0	0-0	0	Higdon	0	0-0	0
Paragan	1	2-2	4	Rulava	0	0-0	0	DeCenzo	1	0-0	2
Harris	2	0-3	4	Postell	1	0-0	2	Paddock	0	0-0	0
Smith	9	4-5	22	Ke'a	0	0-0	0	Tyler	0	0-0	0
Totals											20
											6-12
											46

Iolani	12	19	14	17	—62
Leilehua	4	13	8	21	—46

Fouled out—Harris Total fouls—Iolani 12. Leilehua 20  
Technical—Feters Att—7,588

Officials: Craig Petersen, Samuel Delos Reyes

# Roe wakes up in time, puts Spartans to sleep

By Curtis Murayama

Advertiser Sports Writer

Kailua forward Andy Roe decided it was time to rise and shine. And because he did, he and his Surfrider teammates have confirmed they are the best high school basketball team in the state.

Roe gave Kailua the finishing thrust it needed and led the Surfriders to a 47-42 victory over snake-bit Maryknoll and the state title last night before 5,606 fans at Blaisdell Center.

Kailua has been ranked No. 1 in The Advertiser poll most of the season and was the No. 1 seed in the tournament. But the Surfriders had their doubters, especially since they lost to Maryknoll twice during the pre-season.

With Kailua's more spectacular forward, George Puou, sitting out in foul trouble, Roe decided to make his move. He started the Surfriders going by scoring eight of their first 10 points in the fourth period to put Kailua up to stay.

"If he's (Puou) out, I gotta take up the slack," said Roe. "It was there so I took it."

The Surfriders led 33-31 entering the final period of a game that

## Advertiser all-tourney team

MVP — Andy Roe (Kailua)

George Puou (Kailua)  
Francis Fletcher (Maryknoll)  
Ricky Leong (Maryknoll)  
Randy Canencia (University)  
Michael Kawainaea (Baldwin)

he didn't even look to the basket — and had taken only three entering the final period.

"Everybody else was making buckets so I didn't care," said Roe.

"See this bum (Roe), he finally comes on in the last game of the season," said Kailua guard Bart Schley, kidding his 6-foot-3 senior teammate.

"Andy peaked," said Santos.

And so did his Kailua team. The Surfriders, playing heady basketball throughout the game and the tournament, hit 10 of their last 12 shots from the field, including 4-for-5 performances in each of the last two periods.

For the game, Kailua hit 18 of 32 (56 percent) while Maryknoll hit 17 of 38 (45 percent).

"I told these kids, 'You're good

### MARYKNOLL (42)

Sellitto 0 0-0 0, Bonowitz 0 0-0 0, Relator 2 0-0 4, Leong 5 2-2 12, Among 1 1-2 3, Fletcher 7 5-8 19, Ostrowski 2 0-0 4. Totals 17 8-12 42.

### KAILUA (47)

Puou 2 2-2 6, Baxter 0 0-0 0, Runyan 6 3-4 15, DeCorte 0 0-0 0, Arcibal 2 0-0 4, Schley 4 2-2 10, Richardson 0 0-0 0, Roe 4 4-7 12, Martin 0 0-0 0. Totals 18 11-15 47.

Maryknoll	10	10	11	11	—42
Kailua	10	14	9	14	—47

Fouled out—none. Totals fouls—Maryknoll 16, Kailua 14.

## Hale the Puns one more time

Don't ask Punahou center Dan Hale how it feels to lose in the state basketball tournament. He doesn't know.

The 6-foot-5 senior last night did what he's been doing for the past three years — he led the Buffaloes to a state crown. The victims the past two years were Moanalua and University. Last night before 6,085 fans at Blaisdell Center it was Maryknoll, 41-40. The Punahou mystique continues.

In 1979, the Puns had an excellent supporting cast. But the past two years were different. They were seeded third in last year's tournament and fourth this year and weren't even the Inter-scholastic League of Honolulu champions in each case.

But that didn't stop Hale from working his usual post-season magic.

"We play our best ball at the end . . . when it counts," said Hale, who said this year's title was the most satisfying. "We had to work for everything this year. We had a bunch of JV players and other guys who hardly played. We stuck together."

And his performance last night exemplified Punahou's struggle to the top.

Hale limped out with 3:58 left in the second quarter with an injured left knee. He returned after the half with a tape around his knee and fire in his eyes.

"I can't bend it but as long as I could breathe I was going to be out there," he said.

Besides scoring 18 points and grabbing six rebounds, Hale also came through when it counted.

With 2:24 left in the game, he hit a 15-footer to give the Puns a 38-35 lead. Maryknoll closed the gap to 38-37 but Hale was fouled with 54 seconds



### MARYKNOLL (40)

Schwitzer 0 0-0 0, Sellitto 0 0-0 0, Giffard 2 0-0 4, Villas 3 1-3 7  
Leong 5 0-0 10, Kanai 3 1-2 7, Fletcher 5 1-3 11, McGuire 0 1-2 1  
Totals 18 4-10 40

### PUNAHOU (41)

Santos 3 3-4 9, Uyeda 0 2-4 2, Fagg 0 0-0 0, Hashimoto 3 0-0 6  
Noble 2 0-0 4, Hale 5 8-11 18, Taufassau 0 0-0 0, Grininger 1 0-1 2  
Totals 14 13-22 41

Maryknoll	14	7	12	7	40
Punahou	12	8	10	11	41

Total fouls — Maryknoll 16, Punahou 10. Fouled out —  
Leong.

# Puns whip UHS for all the marbles

By CLYDE MIZUMOTO  
Advertiser Assistant Sports Editor

The deeper the wound, the sweeter the revenge. Just ask the Punahou Bullfrogs, who pummeled season-long nemesis University High, 73-60, last night to capture the 20th annual state basketball championship.

The victory gave the defending champion Bullfrogs their fifth state title and came right on the heels of what was probably one of the lower points in Punahou basketball history.

It was just a week ago that the Bullfrogs suffered an embarrassing 73-87 licking at the hands of the very same Jr. Rows. The stinging setback stuck like a heated poker in the hearts and minds of the Bullfrogs. They knew they weren't that bad a ballclub.

"We were shocked, we didn't think we'd be blown out like that," said John Kamana, who made his 11th game in state tournament play a most sweet one.

Said Punahou coach Ray Buck, who took a team the ultimate distance in his first year. "A week ago we were embarrassed . . . embarrassed. They beat us by 23 and it gets to a guy who has any pride and our guys have a tremendous amount of pride."

Super-sub Alan Linn explained the

### ALL-TOURNAMENT TEAM

- Leroy Linn . . . . . University
  - Eric Morales . . . . . University
  - John Kamana . . . . . Punahou
  - Dan Hale . . . . . Punahou
  - Richard Haensch . . . . . Punahou
- Most Valuable Players — Dan Hale and Richard Haensch (Punahou).

in a trance to calmly sink 22 of 29 free throws. Twenty three of those free throws came in the second half to help Punahou ward off any UHS resurgence.

"They had to feel and if we missed those free throws, then they're back in the ball game. But we made them," said Buck. "We had a free-throw shooting contest in practice today and I think that really helped. I think Danny Hale won it (the contest)."

If he didn't, the 6-6 junior sure made up for it last night. Hale and Richard Haensch, named the tournament's co-MVPs by The Honolulu Advertiser, keyed the first-half surge and together were 22 of 34 from the foul line for the evening.

Hale had 17 of his 19 points and 8 of his 10 rebounds in the first half.



## UNIVERSITY (60)

Morales, Ev. 1 1-3 3; Morales, Er. 6 2-4 14; Mann 0 1-2 1; Lutz 9 14-17 32; Powell 3 0-0 6; Smith 1 0-0 2; Yomes 0 0-0 0; Kuma 0 2-2 3; Everett 0 0-0 0. Totals — 20 20-27 60

## PUNAHOU (73)

Bissen 1 0-1 0; Hiu 2 7-10 11; Kamana 7 4-4 18; Hale 5 9-10 19; Haensch 6 13-14 25; Hardy 0 0-0 0; Lum 0 0-0 0. Totals — 20 33-39 73.

University	8	15	18	19	60
Punahou	20	16	12	25	73

Team fouls — UHS 24, Punahou 17 Fouled out — Morales, Ev., Mann. Technicals — Morales Ev. A — 5, 720.

**Buffanblus bury Moanalua, 60-28**

# Punahou takes state title

By CLYDE MIZUMOTO  
Advertiser Assistant Sports Editor

After being relegated to a bridesmaid's role the last two years, Punahou shook that second-class status with a vengeance last night — whipping Moanalua, 60-28 for the championship of the Hawaii High School Athletic Association State Basketball Tournament.

The Buffanblus had been saddled with the runnerup role in '77 and '78 — losing by two to Radford and then by two again in overtime to University High. They were hungry, who wouldn't be. Three of the Buffanblus — Darryl Gabriel, Larry Tavares and John Kamana — had played in the two previous championship games.

"I've got two silvers (second-place medals). I just had to have that gold," said Tavares, a smile creasing his face.

Ironically, the Buffanblus will have to go a few days without their

and 4-3 deficits, the Buffanblus were in complete control and awesome as ever.

Gabriel started the turnaround with a short jumper that put the Puns up, 5-4. That was first two of 15 straight Punahou points which put them ahead, 18-4, early in the second quarter.

While the Buffanblus turned red-

All-Tournament Team	
Pos. Player	Team
G — Darryl Gabriel	Punahou
G — Kawika Akana	Baldwin
F — Leroy Lulu	University
F — John Kamana	Punahou
C — Dan Hale	Punahou
Most Valuable Player — Darryl Gabriel	Punahou

HONOLULU REGION	
PUNAHOU — Larry Tavares, Ray Edredge	MOANALUA
Sam Johnson, David Clark, Baldwin	— Team 20, 44-41
Shimada, Dale Surber, Peter Muzumoto	KOHALA — Larry
Leon, Don Fontaine	UNIVERSITY — Craig Bell, KAISER —
Craig Meyer, Wai'anae —	— 20-16

That was it. The game was over. The Buffanblu press and patience and experience had surfaced at the same time Moanalua was sinking deeper and deeper.

"We came out very hungry tonight," said Punahou coach Chris McLachlin. "I think it was a matter of time before our experience showed. We just went out and executed our own game and eventually it turned around."

Moanalua coach Eric Heu agreed. "We started off exactly how we wanted to but then some kind of feeling came over them (our kids)," said Heu. "I don't know if we were awed or what. But Punahou is really something. They're a real team, they play good team basketball. I think their boys really wanted it tonight."

The Buffanblu desire was especially evident in that first half. They

points and a good board game from sophomore Sam Addison.


"You know, I don't like to brag. I never do but I thought we played as near-perfect a game as ever," said McLachlin. "And we got that kind of play out of all 12 guys. The subs came in and played as great a team

**Baldwin wins third place**  
Story on K-4

**Maryknoll win Class A tournament on Lanai**  
Story on K-8

defense as the regulars. Let me tell you, to hold a good team like Moanalua to 28 points is quite an accomplishment."

The Menehunes, too, accomplished quite a bit. Just by being there in the



## PUNAHOU (60)

Tavares 12-24, Gabriel 7-4-5-18, Edredge 11-23, Kamana 6-3-4-15, Hale 4-1-3-9, Orme 0-1-3-1, Oshima 0-0-0-0, Topolinski 2-0-0-4, Maurer 0-0-0-0, Obama 1-0-1-2, Hiu 0-0-0-0, Lum 2-0-1-4. Totals 24-12-21-60.

## MOANALUA (28)

Maruyama 1-0-0-2, Shimabuku 0-0-0-0, S. Johnson 2-2-2-6, Addison 3-2-2-8, Utara 1-0-0-2, B. Johnson 2-1-2-5, Scott 0-0-0-0, Chang 1-0-0-2, B. Lee 0-0-0-0, Brown 0-0-0-0, D. Lee 0-1-2-1, Yamaguchi 1-0-0-2, Belmonte 0-0-0-0. Totals 11-6-8-28.

Punahou	11	23	10	16	—60
Moanalua	4	7	8	9	—28

Team fouls — Punahou 8, Moanalua 20. Fouled out — Addison, A — 6, 452.



# UHS wins it in overtime

By FERD LEWIS and CLYDE MIZUMOTO  
Advertiser Sports Writers

Someone up there must like Evans Morales and University High because their prayers were answered last night before 5,378 witnesses.

With four seconds left in overtime, Morales put up a prayer shot that swished through the net and gave University High School an heart-tugging 65-63 victory over Punahou in the State Class AA High School Tournament championship game at Blaisdell Center.

It was Morales' only shot of the game and it couldn't have come at a more critical time for Claude Holtendorfer's Junior Rainbows.

For the Buffalibus of Chris McLachlin, it was another heart-breaking finale to a fine season. Punahou finished as the state runner-up last year, too, when it lost to Radford.

Earlier last night, Baldwin High's Bears silenced those who thought they were seeded too high at No. 3 when they whipped top-seeded Radford for third place, 71-53.

University High's championship victory more than made up for four other losses to the Buffalibus during the 1977-78 season. Just five nights ago, the Buffalibus had blown the Junior Beas off the same Blaisdell Center court with a too-easy 62-43 win in the ILLH championship game.

But last night it was a different UHS team that took the floor against

its season-long nemesis. The Junior Beas came to play, as they had throughout the tournament in a complete turnaround from their showing down the stretch of the ILLH season. They sank 55 percent of their floor shots.

The Junior Beas nearly blew the Pans off the court in the third quarter — taking as much as a 14-point lead (37-23) before the Buffalibus man-to-man pressure began to take its toll.

That press, foal trouble by 6-foot-6½ center Craig Bell, and the hot shooting of Punahou's John Kamana steadily whittled away the UH lead and forced the game into an extra period tied at 61-61.

In the overtime, it looked as

though McLachlin would have his second state title as Bell had fouled out early in the fourth period and Mark Tuinei's layup had finally given the Pans the lead, something they had never had since the four-minute mark of the opening period.

After Tuinei's bucket made it 63-61 Punahou, Nathan Spencer hit the front end of a one-and-one free throw situation to cut the margin to one point. The Pans then went into a stall — calling up nearly two minutes of the clock — before Larry Tavares was fouled.

It seemed that the UHS stock dipped to its lowest point as Leroy Lutu committed the foul — his fifth — and Tavares, a fine free-throw shooter, had a one-and-one and a chance to

put Punahou up by three with 21 seconds remaining in the overtime.

But Tavares missed, Spencer grabbed the rebound and UHS called time-out with 16 seconds to play.

After a strategy talk from Holtendorfer, his son Kirk brought the ball upcourt, penetrated inside the free-throw line and dumped off a pass to Spencer, who was crossing from left to right across the lane. Spencer missed the layup but was fouled by Darryl Gabriel, his fifth of the game.

Spencer connected on his first attempt to tie it at 63-63. McLachlin called time in hopes of rattling the 6-2 center's nerves, and Spencer missed his next attempt but the ball caromed off to Morales.

With just a hint of a surprised look on his face, sophomore guard Morales flipped the rebound back up from about 12 feet and the ball dropped through for the victory and the championship.

Actually, Punahou had one last desperation attempt. As Morales was being mobbed by his twin brother Eric and other teammates, Jason Oshima raced downcourt, took a pass and put up a 12-foot baseline shot at the buzzer. But Spencer came sailing by and deflected it as the buzzer sounded.

Lutu, as is his custom, led the Junior Beas in scoring with 19 points but had to take a back seat to team-

See UHS on Page B-2

Punahou	12	9	16	24	2	— 63
University	17	12	17	15	4	— 65

**PUNAHOU —** Tavares 4 0-1 8, Elredge 1 4-4 6, Gabriel 2 0-0 18, Kamana 8 5-4 21, Tuinei 2 2-4 4, Oshima 0 1-2 1, Ramos 0 0-0 0, Hale 1 1-2 3. Totals 25 13-17 63.

**UNIVERSITY —** Eric Morales 7 1-2 15, Lutu 7 2-2 16, Holtendorfer 5 3-5 13, Spencer 2 5-7 9, Bell 5 0-0 10, Evans Morales 1 0-0 2, Seto 0 0-0 0, Bissen 0 0-2 0. Totals 27 11-18 65.

**Team fouls —** Punahou 15, University 13. Fouled out — Lutu, Bell, Gabriel.  
A — 5,378.

# Radford's perfect ending: 48-46 State title victory

By FERD LEWIS and  
CLYDE MIZUMOTO  
Advertiser Sports Writers

**All-tourney**

ADVERTISER'S  
ALL-TOURNAMENT TEAM  
Drew Olson, Radford (MVP)  
Curtis O'Hara, Punahou  
Sam Nelson, IHS  
Richard Conte, Radford  
John Kamana, Punahou  
  
MEMORABLE MOMENT  
Curtis O'Hara and Ed O'Hara,  
Radford's current scoring pair,  
hit Cal Ito and Ed Kamana,  
Punahou's current scoring pair.

Radford High, the only team in the State with a perfect record, found a perfect way to write the finish of the 1976-77 basketball season with a 48-46 triumph over Punahou in the State finals last night.

A crowd of 6,571 at Blaisdell Center watched the Rams end the ILH's three-year hold on the State Class AA crown.

Radford's secret to a 20th victory last night was the ability to come up with the big play time and again.

sword of experience.

It was an appropriate ending for the Rams who opened their perfect season with a one-point win over OIA West rival Millam and were called on numerous times to preserve the winning streak with big plays.

Radford's all-senior starting lineup looked coolest when the going was toughest.

Punahou's hopes, built heavily on youth (one freshman and one sophomore start), perhaps were hurt by the same blend. They hit only 46 per cent from the free-throw line and had seven third-period turnovers.

ford afloat in the first half when Punahou was dominating the rebounding.

Mann hit eight straight points in the first quarter, cutting a 12-3 gap to 12-11; gave Radford its first tie (20-20) in the second quarter and helped spirit the Rams into the lead for good in the third period. He came up with four points down the fourth-period stretch as insurance.

All of Mann's heroics, however, would have been wasted without clutch free throws by O'Hara (4-for-4 in the fourth period), Mike Otto and Martin Smith, plus a pair of timely field goals from Richard Conte.

desperation shot at the buzzer.

Punahou and Radford hit an identical 36 per cent from the field in the first half, but Punahou couldn't make a 19-12 edge in free-throw attempts pay off, hitting only eight for 42 per cent. Punahou out-rebounded Radford 23-12 at that juncture.

Punahou, a team that lived with defense all year, died partly because of Radford's in the third period. The Puns committed seven turnovers and went 1-for-9 from the field while Radford went without a turnover over the same stretch and managed three field goals for a 32-28 edge entering the fourth period.

Punahou	16	10	2	14	46
Radford	11	14	7	16	48

**PUNAHOU** — Tavares 0 2-2 2, Gabriel 3 2-3 8, Steele 3 1-6 7, Kubota 0 2-2 2, Olaso 0 0-0 0, Glomb 2 2-2 6, Lung 0 0-0 0, Tuinei 0 0-2 0, Uperesa 6 2-4 14, Kamana 3 1-5 7. Totals—17 12-26 46.

**RADFORD**—Mann 6 5-6 17, O'Hara 2 4-4 8, Conte 4 5-8 13, Jones 0 0-2 0, B. Hubbard 2 0-0 4, Otto 1 1-2 3, M. Hutcherson 0 0-0 0, Smith 1 1-2 3. Totals—16 16-24 48.

Team fouls—Punahou 19, Radford 21. Fouled out—B. Hubbard, Rad; Steele, Pun.

Att: 6,571.

# Kam king of 'AA'

By FERD LEWIS  
Advertiser Sports Writer

Kamehameha, the "other" team in the ILH all season long, became "THE" team in the State last night with a 48-18 victory over Maryknoll to capture the Hawaii State High School "AA" basketball title at the Blaisdell Memorial Center.

With 6,890 witnesses last night, the Warriors gained revenge over Maryknoll, the team that had overshadowed them all year in the ILH.

The trophy that went with the victory should look nice in the Kamehameha trophy case alongside the one earned by many of the same players for their Oahu Bowl football victory just months ago.

IT WAS a tough way to go out for colorful Tony Sellitto and his Free-way Five from Maryknoll, who had dominated the ILH, had been number one in the Advertiser State basketball poll most of the year and made the rise from the class A ranks in one year.

Kalaeo, the OIA regular season champion, took the third place trophy with a 61-51 win over Pearl City. Leikihua took the consolation crown with a 79-40 verdict over Hilo.

Although the Warriors led all of the second half, they really didn't

being hounded by Turner and his sidekick, Lester Seto, came around in the final stanza but by then it was too little, too late.

THE WARRIORS command, sliced to five with 2:21 remaining, got a boost from Turner who used his deft touch and some cooperative bounces to hike the Kamehameha edge to 42-38.

Mike Ostrowski and Fletcher put in back-to-back field goals, cutting it to three with 0:48 on the clock.

Villa, who topped the Warriors the night before with 14, came back with 15 for high scoring honors while Turner closed with 13. Fletcher's 12 led Maryknoll.

You couldn't have sliced the first half much closer. The score was deadlocked 11-11 at the end of the first quarter and 22-22 at the half.

Maryknoll led three times in the first half by five points but couldn't put any more room than that between themselves and Kamehameha.

THE SPARTANS, who usually get

**Villa picked**  
Score MVD

the game halfway in the bag in the first half, hit one of their coldest streaks this year, hitting on only 3 of 29 shots from the field in the first half.

Kalaeo won the rematch of the OIA title game participants, holding off Pearl City for third place honors.

THE MUSTANGS saw what had become a nine-point lead reduced to three (37-44) with 4:35 left. Robin Moss stepped in with a pair of free throws but the Chargers' Neville Brandt hit two straight field goals to reduce the Kalaeo edge to one point with 3:30 remaining.

Randy Adams gave the Mustangs the scoring boost they needed, though, with a pair of free throws and the Mustangs went on to outscore Pearl City 6-1 the rest of the way.

Moss and Brandt, the two big men, shared high scoring honors with 22 points while Adams managed 16 and Charger Ken Morrison had 13.

Paul Martin and Tim Harris paced Leleleha, which finally got its fast-break offense untracked in post-season play. Martin hit on 12 of 18 shots to finish with 29 points and 14 rebounds. Harris was even hotter—knocking in 10 of 13 from the field in a 21-point effort.

Maryknoll	11	11	6	11	39
Kamehameha	11	11	14	10	46

Maryknoll—Lam 0 0-0 0, Kalaukoa 4 1-1 9, Rene 3 3-6 9, Ostrowski 3 3-4 9, Fletcher 5 2-2 12, Goo 0 0-0 0. Totals—15 9-13 39.

Kamehameha—Villa 6 4-7 16, Gaison 3 2-2 8, Seto 4 0-1 8, Turner 4 4-4 12, Malama 1 0-0 2, Lorenzo 0 0-0 0, Hughes 0 0-0 0. Totals—18 10-14 46.

Total fouls—Maryknoll 14, Kamehameha 13. Fouled out—Kalaukoa A—6, 890.

# Saipaiia goes on a one-man rampage

By MONTE ITO  
Advertiser Sports Writer

Ia Saipaiia, a 6-foot-3 junior, put on a dazzling exhibition of long-range shooting to lead Punahou to its second straight State High School basketball championship last night at the H.I.C.

The Samoan forward scored 38 points on 15 field goals and eight of nine from the free throw line as Punahou toppled top-seeded Kailua, 77-70, last night before a crowd of 5,911—held down by live television of the game. It was the second straight year the Puns beat the Surfriders in the finals.

THE GAME was close most of the way, with Punahou taking a 35-34 halftime lead on Chris Glomb's 10-foot jumper from the baseline at the buzzer.

The second-seeded Puns never fell behind in the second half but the Surfriders hung on and trailed only by two, 56-54, at the three-quarter stop.

That Saipaiia scoring 10 of his 38

1:10 remaining on the quarter Mike Jones and Furtado scored to make it 46-40, going into the final period.

Baldwin tied it 48-48 with eight straight points with 4:40 remaining. Then it was nip and tuck with the score tied four more times before Scanlan's bucket.

Madrid with 14 points, Shimabuku with 10 and Lono Mahi, also with 10, also led Baldwin. Madrid had three thefts. Iolani outrebounded Baldwin 26-20 with Scanlan, Jones and Moore combining for 24 of those rebounds.

Kailua	16	18	20	16—70
Punahou	15	20	21	21—77

Kailua — Pearson 12 0-0 24, Maeda 2 0-0 4, Kalwi 6 4-6 16, Silva 8 9-2 16, Johnston 4 2-3 10, Chana 0 0-1 0, Wilson 0 0-0 0. Totals 32 6-12 70.

Punahou — J. Lum 1 0-0 2, Akina 8 5-6 21, Oberholzer 0 0-0 0, Saipaiia 15 8-9 38, Casey 1 0-1 2, Ohtani 0 0-0 0, Velasco 0 2-2 2, Huddleston 0 0-0 0, Glomb 1 0-0 2, K. Lum 0 0-0 0, Hansen 2 2-3 6, Uperesa 2 0-0 4. Totals 30 17-21 77.

Total fouls — Kailua 17, Punahou 15.  
Fouled out — Silva, Oberholzer.

Hilo	20	11	18	9—58
Kalani	9	16	8	14—47

Hilo — Pacheco 9 4-8 24, Corbelli 3 0-1 6, Cameron 2 2-5 6, Kuntz 2 2-4, Carnalillo 4 1-2 9, Shimabuku 1 0-0 2, Payao 0 0-0 0, Suwa 0 2-2 2, Seagar 0 0-0 0, Sumada 1 1-2 3, Ramos 0 0-0 0, Costales 0 0-0 0, Rinner 0 0-0 0, Kobayashi 0 0-0 0, Williams 0 0-1 0. Totals 22 14-23 58.

Kailua	16	18	20	16—70
Punahou	15	20	21	21—77

Kailua — Pearson 12 0-0 24, Maeda 2 0-0 4, Kalwi 6 4-6 16, Silva 8 9-2 16, Johnston 4 2-3 10, Chana 0 0-1 0, Wilson 0 0-0 0. Totals 32 6-12 70.

Punahou — J. Lum 1 0-0 2, Akina 8 5-6 21, Oberholzer 0 0-0 0, Saipaiia 15 8-9 38, Casey 1 0-1 2, Ohtani 0 0-0 0, Velasco 0 2-2 2, Huddleston 0 0-0 0, Glomb 1 0-0 2, K. Lum 0 0-0 0, Hansen 2 2-3 6, Uperesa 2 0-0 4. Totals 30 17-21 77.

Total fouls — Kailua 17, Punahou 15.  
Fouled out — Silva, Oberholzer.

# Puns paste Kailua for State

*ILH kings  
win easily;  
61 fouls*

By MONTE ITO  
Advertiser Sports Writer

Top-seeded and undefeated ILH champion Punahou ran over the Kailua Surriders, 73-56, last night before 7,481 fans to capture the 1974 Hawaii High School State Basketball Championship at the H.I.C. Arena.

Punahou, winning its second state title in four years, proved the best in the Islands by going through its league season and the tournament undefeated.


THERE WAS NEVER any question of Punahou's superiority after

**Kahuku cops  
Class A title**

Page D-1

the ILH champions pulled to a 21-13 lead in the first quarter.

Jim Kaimikaua broke open a tight game in the first 24 minutes by scoring eight straight points for a 19-10 lead. He wound up with 19 points.



Kailua's Neal Nakashima (23) passes toward Dean Kimura (21) during last night's high school championship game at the H.I.C.

Kailua	13	12	16	21	—	56
Punahou	21	16	16	20	—	73

Kailua — Willie Pearson 11, Dean Kimura 4, Neal Nakashima 4, Jesse Wills 4, Fred Weaver 10, Alfred Kam 0, Alan Silva 8, Paul Iha 0, Chris Kaiwi 4, Nelson Maada 2, Tom Danz 6, Richard Willing 1, Fred Pearson 2.

Punahou — Jim Kaimikaua 19, Duane Akina 7, Mosi Tatuou 12, Ia Saipaia 14, Keith Uperesa 6, Keith Kam 4, Kevin Velasco 2, John Corbelli 2, Karl Oberholzer 2, Neal Ane 0, Reid Casey 3, Mike Hansen 0, Jeff Lum 0, J. D. Dennis 1.

Fouled out — Saipaia, Uperesa, Wills, Weaver, F. Pearson.

# Leilehua trims Hilo for State cage cro

By MONTE ITO  
Advertiser Sports Writer

Leilehua High School's Mules won their first Hawaii High School State Basketball Championship last night by turning back the hard-pressing Hilo Vikings, 59-51, at the H.I.C. Arena before a near capacity crowd of 7,350.

Punahou defeated Rar-

ford, 59-51, for third place in the 17th annual tournament and Kaneohe beat Roosevelt, 59-47, for the consolation title as I.H.S. schools made a sweep over OIA champions in the preliminaries.

The Leilehua-Hilo finale brought the tournament to a hair-raising finish with Rick Wagner, a 5-8 senior, scoring 21 points and Mike Okamura pulling 10 rebounds to pace the Mules.

ALAN TANABE, a 5-10 senior, played a tremendous game for the Vikings as he duded Wagner on the floor. He wound up with 23 points on eight field goals and seven out of eight free throws.

The Vikings led 12-9 in the first quarter and the score was tied up five times in the

second quarter as the half ended 25-27.

The Mules trailed by four points with six minutes to play in the third quarter but a 15-foot set shot by Okamura and a 20-footer by Wagner tied it up at 35-35 with 5:06 remaining in the period.

THEN MIKE Comiskey hit a 10-footer from the side

to make it 37-35 and the Mules protected their lead to the end of the quarter leaving the floor with a 43-41 margin.

As the final quarter unfolded, Tanabe dribbled in for a layup and then made two free throws to put the Vikings in front, 46-43, with 7:35 left in the game.

Wagner, almost unstoppable, tied it up again at 6:25,

then Bob Ward made good two free throws at 5:30 to put Leilehua in the lead again, only to have Terry Huffman, a 6-5 senior who hauled down 13 rebounds, tie it up for Hilo with a rebounder at 47-47 with 4:56 showing on the clock.

WAGNER CAME through again with two free throws for a 49-47 advantage at

4:00 and lost the lead.

It was in the half that the Mules outplayed the Vikings.

Ward, 11 point boards Okamura

See LEI

LEILEHUA			HILO				
	fg	ft	tp		fg	ft	tp
Wagner	8	5	21	Moniz	2	2	6
Ward	3	5	11	Tanabe	8	7	23
Okamura	2	0	4	Apaka	2	5	9
Kaloi	2	2	6	Huffman	2	2	6
Caubet	2	0	4	Camarillo	0	0	0
Comiskey	3	0	6	Pacheco	0	0	0
Bonta	1	2	4	Flores	1	2	4
				Tomas	1	0	2
				Chaves	0	0	0
				Shimasaki	1	0	2
<b>Totals</b>	<b>21</b>	<b>14</b>	<b>56</b>	<b>Totals</b>	<b>17</b>	<b>18</b>	<b>52</b>
Leilehua	9	18	16	13-56			
Hilo	12	15	14	11-52			
Team fouls—Leilehua 19, Hilo 17.							

By MONTE ITO

Advertiser Sports Writer

Kailua High School's Surfriders defeated St. Louis, 65-44, last night to win the 16th annual Hawaii High School State Basketball Championship before a capacity crowd of 7,500 at the H.I.C. Arena.

Radford High copped third place by edging Punahou, 56-55, on a 35-foot desperation shot by Jeff Steig at the buzzer and Kahuku held off a late Hilo rally to take consolation honors, 46-45.

The Surfriders, who only last Monday lost to Radford in the OIA championship playoff, won going away in the second half.

PETE SMITH paced Kailua's championship victory with 25 points and 14 rebounds.

Held to seven points in the first half, the 6-3 senior erupted for four straight field goals in the final 2:25 of

and cut loose as the buzzer went off. The ball swished cleanly through the net to give the Rams third place in the tourney.

Steig was Radford's big man with 12 rebounds and 13 points. Gary Lorenzen also scored 13 points and pulled down eight off the boards. Bobby David followed with 11 points.

MOSI TATUPU, Punahou's talented sophomore, hit for 14 points, took 11 rebounds and had four steals. Little Mike Ciacci, Punahou's playmaker, added 12 points and brother Lane Ciacci picked up nine.

The game was tied up five times in the first quarter before Simms jumper from the key gave Radford a 14-13 lead at the buzzer.

Radford opened up an eight point lead at 20-22, with 1:30 to play, but layups by Lane Ciacci and Tatupu closed it to 29-25 at the half.

The first half saw both

teams remaining only to have Steig's 35-footer pull it out for the Rams.


Radford actually won the game on the foul line, making good 24 out of 33 to Punahou's 19 out of 25. The Rams hit only 28 per cent of their shots from the field, making 16 out of 57. Punahou hit 18 of 60 for 30 per cent.

Paul Nihipali stole a pass with 25 seconds remaining in the game and Kahuku ran out the clock to nip the Vikings, who scored 12 points in the last three and a half minutes of play after trailing 46-33.

KAHUKU JUMPED off to a quick lead on five free throws by Clifton Alapa and three field goals by Pisa Filinau and held a 13-11 margin at the first-quarter stop.

Kahuku outran Hilo in the second quarter to leave the floor with a 23-17 lead, in a game of turnovers.

The Red Raiders out-



ST. LOUIS			KAILUA				
	fg	ft	tp		fg	ft	tp
Noa	2	0	4	Smith	9	7	25
Alona	6	2	14	Schiessel	4	0	8
Soo	4	2	10	Naihe	4	4	12
Lum	0	3	3	Akamine	1	3	5
Pedro	2	5	9	Marin	2	0	4
Barrett	0	0	0	Casey	1	0	2
DeLovio	1	0	2	Ryan	1	1	3
Donnelly	0	0	0	Lauritzen	1	0	2
Lorenzo	1	0	2	Hussey	1	2	4
				Souza	0	0	0
				Kahlbaum	0	0	0
				Mills	0	0	0
<b>Totals</b>	<b>16</b>	<b>12</b>	<b>44</b>	<b>Totals</b>	<b>24</b>	<b>17</b>	<b>65</b>
St. Louis .....	11	11	8	14	44		
Kailua .....	12	15	15	23	65		
Team fouls: St. Louis 16, Kailua 16							

# history repeats--Rams win State crown, 51-50

By MONTE ITO  
Advertiser Sports Writer

History repeated itself twice last night as the Radford Rams came from behind for the second straight night to nip Kamehameha, 51-50, before 7,600 delirious fans to win the 15th annual Hawaii High School State basketball championship at the H. I. C. Arena.

Last night's game was a repeat of the 1969 final in Hilo which the Rams also won. And it was a repeat of Friday night's triumph over Punahou.

FOR THE second straight

The Warriors suddenly went cold from the floor and got only one field goal in 13 attempts, and that with 1:30 remaining in the third quarter by Lance Kahuanaui. Meanwhile, the Rams hit five of 13, with Jim Van Ness getting three crucial baskets. Van Ness' two field goals closed the gap to 33-29 with 3:15 remaining in the quarter.

With 2:10 on the clock, Van Ness closed it to two points, 35-33, with a corner shot.

Kahuanaui then came through with Kam's first field goal of the quarter to

his ankle and had to leave the game.

WILLIAM Villa got a free throw to make it 38-33 as the quarter ended.

Van Ness continued his heroics with a five-foot jump shot and Bill Barrett hit from the corner for his first field of the game to close the score to 38-37. But Abe Lota connected on a 20-footer, only to have Jeff Steig and Bobby David net consecutive baskets to put the Rams ahead, 41-40, for the first time at 5:20 of the last quarter. The Warriors tied it up 41-

from the foul line and Mark Jessel hooked from the key to make it 44-41 with 4:15 on the clock.

Lota dribbled in for a lay up, but Van Ness hit a 20 footer to keep the Rams ahead by three points with three minutes to go.

BUT THE Warriors were not finished. A three point play by Jess tied it up again, 46-46.

Steig regained the lead for Radford with a lay up with 2:05 left in the game and David picked up a point on a one-and-one to make it 49-46. Lota scored at 1:25, only to


RADFORD			KAMEHAMEHA				
	fg	ft	tp		fg	ft	tp
Barrett	1	1	3	Villa	2	6	10
Van Ness	6	3	15	A. Lota	6	3	15
G. Lorenzen	2	0	4	Hile	2	1	5
J. Lorenzen	0	2	2	Huss	4	6	14
Jessel	3	0	6	Bell	1	0	2
Simms	1	0	2	Perkins	0	0	0
David	2	1	5	Alay	0	0	0
Kapuaala	0	0	0	Apo	0	0	0
Lewis	1	0	2	Kahuanaui	2	0	4
Steig	3	6	12				
Totals	19	14	51	Totals	17	16	50

### SCORE BY QUARTERS

Radford	8	11	12	18-51
Kamehameha	15	18	5	12-50
Team fouls:	Radford 20	Kamehameha	20	



# Puns win first State hoop title



By MONTE ITO  
Hawaii Sports Writer

Punahou won the first State basketball championship in the school's long history last night as coach Bud Scott's team staved off frantic Farrington surges to defeat the Governors 56 to 44 at the Honolulu International Center Arena.

It was also sweet revenge for the Puns before a raucous, sell-out crowd of 7,500 for those same Governors had knocked them off 43-46 in the Interscholastic League in the Interscholastic League's title contest.

THE Hilo Vikings captured third place by defeating the Castle Knights 50 to 46. Consolation honors went to Kaimuku's Red Raiders with an 60-46 win over the St. Anthony Trojans of Maui.

The expert shooting of Jimmy Lota and Steve Shupe, plus tremendous rebounding by the latter who used his 6-6 height to advantage, were key factors in the Punahou win. And it was two free throws by Shupe when the Goves pulled up to within three points with less than five minutes to play that stemmed the Kaimuku boys' rally.

Joert Marcel, high scorer for the game with 22 points, got the Goves off to a fast start with two field goals and a free throw for a 3-0 lead

and was in front by 26-17 at halftime. In the first two quarters the Puns grabbed 14 rebounds to four for the Goves and it was Shupe who came off the boards with nine of them.

Farrington went into a full-court press as the second half opened and Punahou immediately retaliated with the same style of play. But the Goves' press left the key open and the Puns drove in for three crucial layups, two by Lota and one by Nolan Ramirez.

THE PUNS led 41-33 going into the final came, despite 10 turnovers that the Goves couldn't take advantage of.

But the Goves wouldn't give up. With 4:32 remaining they closed the gap to just three points at 43-40 as Marcel, Cliff Laboy and Doug Palama came through from the floor.

Then Laboy fouled out of the game with 4:44 on the clock and Shupe came through on the crucial pair of charity tosses.

WITH 2:30 left, Marcel narrowed the gap to 47-43, but Arnold Morgado drove in for a layup. Marcel made good on a free throw for 49-44 and Punahou went into a stall with 2:00 to play. Farrington then committed

No. 1 scorer, Elson Cabatu, who was stricken by athletic but this failed to halt the Viking surge.

Castle broke into an early lead of 4-2 on Richard Gavino's 26-foot jumper and held a 13-12 advantage as the period ended.

A layup by Billy Moore put Hilo ahead 14-13 early in the second quarter and the Vikings never fell behind after that. They were on top 29-23 at halftime.

EVEN THE loss of Robert Yamano on two personals in the third stanza didn't stop the Vikings and they were on top by 42-38 as the final eight minutes began.

Some fine free throw shooting — seven in a row — advanced the margin to 49-32. A key incident came when Elpidio Calip converted a two-point foul and added another marker on a technical.

Stanley Pacheco led the Hilo scoring with 14 points, followed by Moore with 13 and Calip with 11. For Castle, Richard Gavino had 13 and his brother, Phil, 10.

FARRINGTON			PUNAHOU		
Player	fg	ft	Player	fg	ft
Marcel	10	11	Ramirez	3	4
Laboy	2	5	Bishop	1	0
Palama	2	0	Akina	3	1
Polerazy	0	0	Shupe	3	8
Willis	0	0	Lota	7	2
			Morgado	3	1
			Bailey	0	0
<b>Totals</b>	<b>17</b>	<b>44</b>	<b>Totals</b>	<b>20</b>	<b>56</b>

## FARRINGTON

Player	fg	ft	pts
Lal	3	1	7
Marciel	9	4	22
Barrett	2	5	9
Laboy	1	0	2
Palama	2	0	4
Polerazy	0	0	0
Willis	0	0	0

**Totals** 17 44

## PUNAHOU

Player	fg	ft	pts
Ramirez	3	4	10
Bishop	1	0	2
Akina	3	1	7
Shupe	3	8	14
Lota	7	2	16
Morgado	3	1	7
Bailey	0	0	0

**Totals** 20 56

## SCORE BY QUARTERS

Punahou	11	15	18	12	56
Farrington	7	10	16	11	44
Team fouls: Punahou 13, Farrington 15.					

# Radford Rams Kam, Captures Crow

By MONTE ITO  
Advertiser Sports Writer

HILO — The Radford Rams, exploding in the second half behind the eagle-eyed shooting of Mike Bennett, captured the State High School basketball championship by whipping the Kamehameha Warriors 66 to 51 last night at the Hilo Civic Auditorium.

It was a tremendous win for the Rams who had been ruled by their No. 4 seeding in the tournament after they had taken the Oahu Inter-

scholastic Association title with a 35-0 record. It was also the first time an OHA team had annexed the State crown. And an overflow, two-way crowd of 3,200 watched it.

Punahou, pre-tournament favorite, took third place by downing the No. 2-ranked Hilo Vikings 15 to 36 as the Radfashus received a fine performance from Jim Lams. The consolation prize went to St. Anthony of Maui with a 76-61 decision over St. Joseph's Cardinals of Hilo.

Coach Jim Alegre of the Rams came up with several strategic moves — and they paid off. On two occasions when his regulars had fallen below the Warriors, Alegre inserted his second stringers and they responded dramatically both times.

Alegre had brought three other teams into the State tourney but they fell by the wayside. This aggression just wouldn't be denied last night when all the marbles were on the table.

Kam had won tournaments

here at Hilo in 1962 and 1965, as well as the 1963 championship at Honolulu. The boys coached by Dick Herberston gave it their best, continuing to fight gamely when the Rams were going post-crazy in the last quarter.

The Warriors were hot at the outset, taking an 11-4 lead with 5:25 remaining in the first quarter. Alegre yanked the Radford regulars for a pep talk and the subs cut the edge to 12-7 before going back to the bench.

The fired-up first stringers peppered in five free throws to tie the score at 12-12 and the game resumed until Kam had an 18-16 advantage at the period ended.

A layup by Keli Watson put Kam ahead 25-20 with 3:50 left in the half and Alegre again called on the subs and they got an ovation when Bill Gettle's three-point play put Radford in front 28-25. During this stretch Kam missed six free throws.

A free toss by Kelly Hess gave Kam a 31-30 margin at the intermission.

Game the third quarter and Mr. Bennett. He hit a jumper almost immediately to make it 33-31 for Radford. Kam just couldn't stop him as he added a long jumper and a free throw. The Rams went to the line 36-34 and from then on they never looked back. It was 67-50

at the quarter finished and Carl Seebaldt's playmaking also had a lot to do with the Radford surge.

Marvelous Mike sank three more field goals early in the final period as Radford soared to 57-42 with 4:34 on the clock.

Kam lost Dexter Gomes on fouls but refused to give up. The Warriors narrowed the count to six points at 57-51 with 2:10 to go. That was their last chance as the Rams began assaulting the basket again.

Kam was frozen at the free throw line, sinking only 12 out of 31 after converting 15 of 18 against Hilo in the semifinals. Meanwhile, Rad-

ford was pouring in 24 clearly chances.

The Warriors had a 33-17 in rebounding, but they gave up 25 turnovers to only 14 for the Rams.

Bennett wound up with 18 points for game honors while Seebaldt and Terry Caldwell each had 12 and Doug Slater 11.

Hess topped Kam with 16, followed by Steve Hookano 11 and Keli Watson 10.

Lams, a 6-2 senior playing his final game for Punahou, was tremendous both in the shooting department and in rebounding. His field goal accuracy helped overcome an early Hilo lead. Jim finished with 20 points.

But he had to hours in the Via Cabala who was accurate with a shot from the court poured in 24 minutes but brilliant.

Fielders by C Mark Carvalho to a 40 point by Elias got a layup with 6:27 remaining first period. Caba three more goal quarter ended at built up an 18-11.

Ukuba made it in the second a Punahou started Elias scored on a

See RAMES, C2

RADFORD				KAMEHAMEHA			
	fg	ft	tp		fg	ft	tp
Bennett	8	2	18	Lota	3	0	6
Seebaldt	3	6	12	Hookano	5	1	11
Sluter	1	3	10	Pagan	2	0	4
Caldwell	5	2	12	Watson	3	4	10
Curtis	0	3	3	Gomes	1	0	2
Heller	0	0	0	Alo	0	0	0
Padilla	1	1	3	Hess	5	6	16
Stockdale	0	0	0	Barros	0	2	2
Tupua	1	0	2	Baptiste	0	0	0
Gettle	1	1	3				
Rembert	1	1	3	Totals	19	13	51
Reyes	0	0	0				
Totals	21	24	66				

SCORE BY QUARTERS				
Radford	16	14	15	21—66
Kamehameha	18	13	8	12—51

Team fouls: Radford 20, Kamehameha 24.

# St. Louis Captures State Cage Crown

By MONTE ITO  
*Advertiser Sports Editor*

The St. Louis Crusaders, recovering quickly from an early spurt by a determined Punahou team, captured their third straight Hawaii State High School basketball championship by defeating the Buffaloes 66 to 36 last night at the Honolulu International Center Arena.

Kahuku's Red Raiders took third place with a 61-51 win over the Surriders of Kailua and the Hilo High Vikings

annexed the consolation title by defeating Kaula High 57-31.

The title game, played before a crowd of 5,564, was a great and fitting climax to the careers of 6-7 Jim Nicholson and 6-5 Howie Dunnham who have formed the nucleus of coach Walter Wong's St. Louis squad for three years.

The victory was the 38th in a row for St. Louis, covering the 1966-67 and 1967-68 campaigns. The Crusad-

ers last lost a game in December of 1966 when they were defeated on the Mainland by Bishop O'Dowd High School of Oakland.

They also were unbeaten in 1965-66 but had to forfeit three regular season games because of using an ineligible player.

Last night's game was closer than the score would indicate. The battling Buffaloes got off to a 10-5 lead in the first quarter as the Crusaders fell on six of

seven free throw attempts.

But the Punahou cause had overtones of disaster in those first eight minutes because Jim Kwitkowski picked up three fouls.

With Kwitkowski on the bench for the second period, St. Louis methodically moved into the lead at 19-12 on two southpaw hooks by Nicholson. There was 4:45 remaining in the half but few in the Arena gave the Bulls a chance to stage a comeback.

And the Crusaders fulfilled this belief as they scored a

Dave Schutte was the only Punahou player in double figures with 14.

Kahuku's domination of the boards was the key to the Red Raiders' success in their all-Oahu Intercollegiate Association battle for third place with the Kailua Surriders.

Junior Ah You, playing his final game for Harry Kahuna's Kahukuans, grabbed 21 of the 31 rebounds the Red Raiders chalked up. Junior Ak Quin

had 13 and Lonnie Peterson 12.

The ferid shooting of Lance Suzuki propelled the Red Raiders to a 23-21 first half advantage. Suzuki collected six of his total of nine field goals in the first two periods. He wound up with 18 points for the evening, being tied for high score honors by Gil Carneiro of Kailua.

The Red Raiders were in front 32-35 at the end of the third quarter, then Carneiro

led a Surrider rally that gave the losers a 15-9 margin in the final eight minutes.

Peterson aided Suzuki with 23 points. Ah You had 13 and Ak Quin 10.

Matthew Cordeiro aided the Kailua cause with 22.

The opening game for the consolation prize was all Hilo as the Vikings dominated the game from start to finish.

It was a surprisingly easy victory for the Vikings. They

shot a hot 55 per cent the floor in the first against a poor 25 per cent the Garden Island team.

Hilo had built up a lead by halftime, then p quarter as Wayne Rabaar five field goals.

The Vikings also had edge in rebounding, 45-3 Rabaar was high at with 28 points and Tim Silva had 24.

Donald Ditch topped 7 with 14 and Darryl Berry led 12.

ST. LOUIS			PUNAHOU				
	g	f	t		g	f	t
Nicholson	7	3	17	J. Kwitkowski	2	1	5
Dunnham	5	3	13	J. Iams	2	5	9
Frank	5	5	15	Schutte	7	0	14
Mahi	3	0	6	Frias	1	1	3
Hookano	3	3	9	Bisho	1	1	3
				Kaaihue	1	0	2
Totals	23	14	60	P. Kwitkowski	0	0	0
				DeFries	0	0	0
				Shupe	0	0	0
				Williams	0	0	0
				Totals	14	8	36

SCORE BY QUARTERS				
St. Louis	5	20	14	21-60
Punahou	10	7	10	9-36
Team fouls: St. Louis 11, Punahou 21.				

Crusaders Down Hilo, 48-40

# St. Louis Wins State Prep Cage Tit

By DAN McGUIRE  
WAILUKU, Maui — The St. Louis High School Crusaders turned back a hard-pressing Hilo Vikings 48-40 last night to capture their second straight Hawaiian High School State basketball championship before 3,200 fans here at the War Memorial Center.

Kahuku, the Oahu interscholastic League champion, gained third place by tripping Punahou 18-12, and St. Anthony of Maui capped the consolation title with a 50-52 win over Kaula High School. The Crusaders of Hilo, favored by upwards of 18 points, found the speedy, ball-hawking Vikings worthy

opponents but the towering height of Jim Nicholson and Howie Dunnam and the tremendous play of little Frank Gonzales made the difference. GONZALES, 5-5, played sensational Sam Wilson, 5-4, on even terms and kept the classy Vikings from pulling off the slightest of hand tricks.

and was only three points behind, 30-27, going into the final period. A field goal by Dunnam, two free throws by Ray Lum and two layups by Nicholson pulled the Crusaders to a 33-30 lead in the final quarter and St. Louis held this edge to the end. Kahuku and Punahou

played a nip and tuck game until all-star Bill Pettit of the Pains fouled out with 4:30 remaining in the game. After that the Red Raiders pulled away to win by 14 points. The OIA champions led 24-23 at the half, overcoming a 20-point Punahou lead in the first quarter. With Mike Tucker hitting from all

sides, the Pains closed it to 51-52 in the third quarter. BUT WHEN Pettit went out on five possessions, Punahou lost its big man and the Red Raiders' Junior Al You, Dave Barney and Mike Skinner pulled Kahuku away. Barney wound up with 21 points. Taoli Mazaiei netted

15, Skinner 13, Al You 12 and Tom Hefferman 12 an all five Kahuku starters hit in double figures to rebound from their poor showing against Hilo Friday night. Tucker with 24 points was high for Punahou. Pettit scored 15 while Bob Bee and Ward Westlake each netted eight points.

THE MAUI champions used only 11 in turning back the Kahukohala St. Ar a 13-9 lead in the first and held its 4 through the first 1. The Trojans' nine point lead period but Kawai came within five the Maui champion St. Anthony pulled

HILO			ST. LOUIS				
G	F	T	G	F	T		
Cruze	4	2	10	Nicholson	8	3	19
DeSilva	4	0	8	Dunnam	6	2	14
Kagawa	2	5	9	Frank	2	5	9
Manalili	2	1	5	Lum	1	2	4
Wilson	4	0	8	Gonzales	1	0	2
				Hookano	0	0	0
<b>Totals</b>	<b>16</b>	<b>8</b>	<b>40</b>	<b>Totals</b>	<b>18</b>	<b>12</b>	<b>48</b>

SCORE BY QUARTERS	
Hilo	11 5 11 13—40
St. Louis	9 9 12 18—48
Team fouls: Hilo	13, St. Louis 16.

Crusaders Whip Warriors, 69-49

# St. Louis Captures Prep Cage Crown

By DAN McGUIRE  
The explosive Crusaders of St. Louis, fighting back over an early season bruising disaster, captured the first High School basketball championship by crushing Kamehameha, 69 to 49, last night before a crowd of 4,200

at the Henshiki International Center Arena. Coach Walter Wong's tall and talented players had already demolished Kam in the finals of the city's interscholastic League race. Overall, it was their fifth victory over the Warriors since December.

Forced to forfeit their first three seasonal victories because of an ineligibility situation, the Crusaders won 10 straight games in governing all possible basketball. The huge St. Louis sophomores—64 Jim Nicholson and 65 Howie Dunnam—were at their best. Nichol-

son's swishy shots were especially effective in the first half and he finished with a total of 13 points. Dunnam jet led in the second half and was the game's leading scorer with 22 marks. But if there had to be a brilliant and steady lead in

the Crusader lineup it belonged to Captain Henry Mahi who limo after limo came up with key stoppages, rebounds and shots. Finishing probably his best game in his prep finale, Mahi netted six field goals and seven out of nine free throws.

The Warriors, 44 total, gave every last ounce of effort but could not overcome their opponents' height advantage and also the excellent work of guards Ray Lum and Art Jeffers. The taller, filling in for the ailing Frankie Gonzales,

burned by his top performance. Overcoming Kam's full-court press, St. Louis took a 19-18 lead at the end of the first quarter, then staged one one of their hectic point outbursts in the second period. They outscored the Warriors 20-18 and held sway at 30-23

at the intermission. Kam, especially Raymest Chun, held Nicholson scoreless in the third quarter, but Dunnam and Mahi were hitting with almost incredible consistency. From them it was just a matter of time. Continued on page C-4

ST. LOUIS			KAMEHAMEHA				
G	F	T	G	F	T		
H. Mahi	6	7	19	Zoller	3	1	7
Dunnam	9	5	23	Kahalekai	2	5	9
Nicholson	7	1	13	Winchester	1	0	2
Jeffers	2	2	6	Hess	8	0	16
Lum	0	4	4	Watson	2	0	4
Hookano	0	0	0	Lum Lee	0	0	0
Nagamine	0	0	0	Keliloo	3	0	6
D. Mahi	0	0	0	Chun	1	1	3
Toledo	0	0	0	Lorch	1	0	2
Pedro	0	2	2	<b>Totals</b>	<b>21</b>	<b>7</b>	<b>49</b>
Akana	0	0	0				
<b>Totals</b>	<b>24</b>	<b>21</b>	<b>69</b>				

SCORE BY QUARTERS	
St. Louis	19 20 16 14—69
Kamehameha	13 10 12 14—49
Team fouls: St. Louis	11, Kamehameha 19.

## KAILUA LOSES, 55-49

# Kam Wins State Cage Cro

By WAYNE HAYASHI  
 HILO, Hawaii—Kamehameha, held in check for three quarters, finally broke through with a strong fourth period attack to trim upstominded Kailua High School, 55-49, to capture the ninth annual Hawaii High School Athletic Association Class A basketball championship last night at the Civic Auditorium.  
 Henry Mahi tied the indi-

vidual scoring record in this year's tournament with 24 points in leading St. Louis to the consolation title with a 76-59 win over Maui High in the day's opening game.  
 St. Joseph's nailed down third place with a thrilling 62-54 triumph over Hilo High School in the second game.  
 For coach Jack Herbertson's Warriors, the State crown is their third in four years. Kam's other title-win-

ning years are 1962 and 1963. Kailua, which knocked off St. Louis and St. Joseph's on successive nights, had their sights on another stunner last night as they battled the taller Warriors on virtually even terms throughout the first three periods.  
 John Sabas scored Kam's first seven points in the first period to erase a 4-3 Kailua lead. The Warriors

held a 9-8 advantage at the buzzer.  
 The plucky Surfriders, however, tied the score 10-10 at 5:18 of the second period but two straight field goals by Ray Gurczynski gave Kam a 14-10 lead.  
 The Warriors three times in the period held five-point margins but Kailua closed it at halftime to 22-20.  
 It was touch and go in the third quarter as the score

was tied three times and changed hands six times.  
 It was Allan Ono who sparked Kailua's 13-point third period with 10 points while Sabas, who wound up the game hitting on 80 per cent of his shots from the field, tallied six to keep Kam in front.  
 It was all Kamehameha in the fourth canto as the Warriors' height and the shooting of Hess, Jack Hodges

and Ray Gurc them to victor  
 Kam establi  
 gest spread  
 with 1:30 rer  
 Lester Kahale  
 made the cour  
 But coach  
 gallant Surf  
 fighting back  
 to 53-47 on fo  
 by Ono.  
 Two charit  
 Hodges with 2

KAMEHAMEHA			KAILUA				
	g	f	f		g	f	f
Gurczynski	5	2	12	Funk	2	0	4
Hodges	3	2	8	Lee	2	1	5
Hess	4	4	12	O'Sullivan	2	2	6
Sabas	8	1	17	Liu	5	6	30
Perry	1	0	2	Ono	4	9	37
Winchester	1	0	2	Low	2	3	7
Warrington	1	0	2				
Totals	23	9	55	Totals	17	15	49

SCORE BY QUARTERS				
Kamehameha	9	13	16	17—55
Kailua	8	12	13	16—49
Total fouls: Kamehameha 17, Kailua 12.				

## PUNS LOSE IN OVERTIME, 63-55

# Hilo Wins State Cage Title

By K. OISHI  
 WAILUKU, Maui — Hilo High School outscored Punahou, 63-55, in overtime play to nail down the State High School basketball championship with a pressure-packed 63-55 victory last night before 3,500 fans at the War Memorial Center.  
 It was the first champion-

ship for coach Al Manliguis' Big Island Interscholastic Federation titlists in the tourney under Hawaii High School Athletic Association sponsorship.  
 THE TITLE GAME of the eighth annual tournament was preceded by two other contests.

Kamehameha clinched third place with a record-setting 92-58 win over St. Anthony and Kahuku downed Baldwin, 65-51, to clinch the consolation championship.  
 But it was a fighting band of Vikings from the Big Island who stole the hearts of the fans with

their inspiring performances, especially in the semifinal upset over Kamehameha Friday night and in last night's title clincher.  
 Alan DeSilva played the hero's role for Hilo when he scored four points on a field goal and a pair of free throws at 1:44 of the over-

time period to break a 51-51 tie.  
 THE VIKINGS WENT on to tally eight more points for a total of 12 while Punahou managed singled field goals by Charles Wedemeyer and Leland Pestana.  
 The two teams waged a nip and tuck first period

with the score tied three times, the last being 13-13 at the buzzer.  
 Raphael Tomas' field goal and a free throw by Lerc Binyan put the Vikings front at the outset of the second period, 16-13 and the never trailed until Punahou knotted the score in the final 44 seconds of play. Hi-

PUNAHOU			HILO				
	g	f	f		g	f	f
Chow	7	3	17	Tomas	6	3	15
McLachlin	11	0	22	DeSilva	3	6	12
Wedemeyer	5	0	10	Manliguis	1	7	9
Wong	0	1	1	Cabatu	1	0	2
Pestana	1	1	3	Makaio	1	0	2
Groth	0	0	0	Binyan	10	3	23
Meheula	1	0	2				
Totals	25	5	55	Totals	22	19	63

SCORE BY QUARTERS					
Punahou	13	7	14	17	4—55
Hilo	13	13	17	8	12—63

**PUNAHOU CRUSHED, 60-40**

**Warriors Retain Cage Title**

Kamehameha School's tall Warriors won their second straight Hawaii State prep basketball championship last night by whipping Punahou, 60-40, with a second half surge before a crowd of 3,500 at University of Hawaii's Otto Klum gym.

It was the biggest margin of victory for the Warriors over the Buffanblus this year.

Hilo High's Vikings wrapped up third place with a 54-48 victory over Waipahu's Rural Oahu champions and Radford took the consolation title by edging Maui champion St. Anthony,

night.

A STRONG second half surge enabled the 1963 Honolulu prep champions to turn back the runnerup Buffanblus.

Punahou led 23-22 at the half but the taller Warriors outscored their arch rivals 38-17 in the last two quarters to triumph by a whopping 20 points.

John Torres sparked the Warriors with 16 points. Sam Harris made 12, Clay Cockett 11, Walter Ritte 10 and Rockne Freitas seven.

Clinton Albao led Puna-

talled nine, Norman Chow nine and Keith Crockett four.

THE BUFFANBLUS jumped off to an early lead in the opening minutes of play and held a 12-9 advantage after first quarter action, with Healy and Albao doing most of the scoring.

Healy and Albao continued to hit in the second quarter and pulled the Puns to a 21-14 lead with 3:15 remaining in the half.

Torres then scored three field goals for the Warriors, against a lone basket by Keith Crockett, to close the gap to within three points,

Harris followed with a 20-foot jump shot to cut the margin to 23-22 and the half ended without further scoring after Healy missed two free throws for Punahou on Torres' fourth personal foul.

A rejuvenated Warrior five returned to the court after the intermission and quickly tied up the score, at 25-21 and 26-21. Then Ritte hit two jump shots and Freitas scored on a hook to pull the Warriors to a 31-25 lead. Kamehameha never was in trouble after that.

THE WARRIORS increased their lead to nine

eight, 42-34, as the third quarter ended. Kam outscored Punahou 20-11 in this period.

Kamehameha continued to wax hot and the Buffanblus began to feel the tension as they put on a full-court press against their taller opponents.

Capitalizing on free throws and on the backboard control by Freitas and Harris, the Warriors opened up a 14-point lead, 54-40, with 3:16 remaining in the game. They increased it to 18, at 58-40, then made it 60-40 on substitute Dick Leong's field

Punahou managed only six points against 18 for the Warriors in the last quarter.

IN THE BATTLE for third place, the Vikings of Hilo overtook the Waipahu Marauders midway in the last quarter and opened up a six-point bulge with 15 points to 13 for the Rural Oahu champions.

Raphael Tomas sparked the Vikings, who appeared to be the sentimental favorites of the fans. He scored 23 points on 11 field goals and one free throw. Calvin Maniguis added 12.

KAMEHAMEHA				PUNAHOU			
	g	f	↑		g	f	↑
Harris	4	4	12	Crockett	1	2	4
Cockett	5	1	11	Albao	5	6	16
Freitas	3	1	7	Chow	3	1	7
Ritte	8	2	18	Healy	3	3	9
Torres	4	2	10	Wedemeyer	1	0	2
Leong	1	0	2	Wise	0	0	0
				Paulus	1	0	2
<b>Totals</b>	<b>25</b>	<b>10</b>	<b>60</b>	<b>Totals</b>	<b>14</b>	<b>12</b>	<b>40</b>
Kam				9	13	20	18-60
Punahou				12	11	11	6-40

**Kam Stuns Puns, 59-58, for State Title**

By BILL KWON

HILO, March 11—A dramatic after-the-game free throw by Sam Harris gave Kamehameha a thrilling 59-58 victory over Punahou and won the State prep cage championship last night before a standing room only crowd of 4,500 fans at the Civic Auditorium.

Harris, a 6-3 junior forward, dropped in the first of

two free throws after the game was over to end Punahou's five over the Warriors in the game that counted the most. Harris was then carried off by jubilant teammates.

An elated Jack Herberston, Kam coach, said "after all this frustration we finally did it." Harris said afterwards that he kept saying to himself "I'm gonna make it,

I'm gonna make it."

The 11th hour loss snatched the long sought State championship from Punahou which was seeking a grand slam season after beating Kam three times this year, twice by one point.

Punahou, the Interscholastic League of Honolulu champions, has never won the title but was favored to do so last night.

Hilo took third place by beating Radford, 49-42. Waipahu beat Honolulu, 59-54, for the consolation crown.

Harris was fouled by Harry Klein at the buzzer while grabbing a rebound with the score tied at 58-58. Seconds earlier Clint Albao was called for a fatal technical foul when he bounced the ball away from the referee

after being called for carrying the ball.

Clay Cockett, a 6-4 junior, calmly put in the free shot to tie the score at 58-58 with 42 seconds left in the game.

Kam threw the ball in and played for the last-second shot, but John Torres, a Warrior standout all night, missed a jump shot from the side. Harris grabbed the rebound and was fouled by

Klein at the buzzer to set up the dramatic finish.

Punahou who stalling along early in the fourth quarter, holding a 56-45 lead with 5:55 seconds left in the game.

Kam scored 32 straight points to take the lead with 1:06 to go, 57-56, when Deputy Boiser put in a free throw. Phil Marsh dropped in

two foul shots for the Puns to make it 58-57 five seconds later. But Albao's technical gave Kam its reprieve that wrecked Punahou's dreams.

Both teams struggled into the finals but put on their best performance to thrill the overflow crowd—the largest in the three-night tourney sponsored by the Hawaii High School Athletic Association.

With Torres, who won up with 23 points for 1 night, scoring eight of 1 team's first 19 points, Kam took an early lead in 1 first quarter but Albao 5 in a 20-footer from the rig side to give Punahou its fir lead in the game at 13- with 2:57 left in the opening period.

The Puns scored nine in row to take a 13-12 lead 2 Kam closed it to 20-16.

The Warriors rallied to

PUNAHOU (58)				
	FG	FT	PF	Pts.
Macfarlane	3	6-7	4	12
Dwyer	3	5-7	1	11
Klein	6	3-5	5	15
Albao	5	2-2	4	12
Marsh	1	2-3	2	4
Muller	1	0-0	1	2
Paulus	0	2-2	1	2
<b>TOTALS</b>	<b>19</b>	<b>20-26</b>	<b>18</b>	<b>58</b>
KAMEHAMEHA (59)				
	FG	FT	PF	Pts.
Freitas	4	0-2	4	8
Manu	3	2-3	3	8
Torres	9	5-6	3	23
Harris	3	3-5	4	9
Boiser	1	1-2	4	3
Cockett	2	3-3	1	7
Ritte	0	1-2	0	1
<b>TOTALS</b>	<b>22</b>	<b>15-23</b>	<b>19</b>	<b>59</b>
Score by Quarters				
PUNAHOU	20	14	17	7-58
KAM	16	17	8	18-59

1961

# St. Louis Takes It, 54

## Rally Overcomes 12-Point Deficit

By BILL KWON  
St. Louis climaxed a grand slam basketball season by turning back Punahou, 54-44, in the finals of the State Tournament last night at the University's Klum gym.

And ironically, the Pans were the victims each time. They lost out to Coach Walter Wong's club in the finals of the pre-season Punahou and Kamehameha Invitational Tournaments, in the Interscholastic League of Honolulu race and now the State finals.

The crowd of 3,500 saw the Crusaders avenge their only defeat of the season in 28 games, the loss coming in the final game of the round robin last week.

Last night's victory was the fourth in five meetings between the two spirited rivals this season.

The Crusaders played like the champions they are by



ST. LOUIS				
	FG	FT	PF	Pts.
F. Dung	5	2-2	1	12
Nakea	4	3-6	2	11
Chai	2	0-2	5	4
Agor	6	3-6	1	15
Wong	1	2-6	2	4
Taafausau	3	2-6	4	8
<b>Totals</b>	<b>21</b>	<b>12-28</b>	<b>15</b>	<b>54</b>

PUNAHOU				
	FG	FT	PF	Pts.
L. Muller	3	4-5	3	10
Marsh	5	3-5	5	13
Macfarlane	2	1-4	3	5
Mendes	3	3-5	3	9
Albao	1	0-0	4	2
M. Muller	2	1-2	0	5
Clifford	0	0-1	0	0
<b>Totals</b>	<b>16</b>	<b>12-22</b>	<b>18</b>	<b>44</b>

**Score by Quarters:**


ST. LOUIS	6	15	15	18	54
PUNAHOU	13	8	6	7	44

arts

BRIFS PUZZLES

1960

# Govs Defeat Saints, Retain Prep Cage Title



By BILL KWON  
HONO, Hawaii, March 3—Walt Gouveia closed a brilliant career at Farrington by leading the Governors to a 44-21 victory over St. Louis in the State basketball championship here tonight.

Gouveia, team captain and lone senior on the starting five, scored 22 points, including eight in a run in the second quarter, giving the Govs their second straight title.

There it was all Gouveia and Farrington's rugged defense in the second half.

Gouveia and reserve Clarence Oton are the only seniors on the Governor team, which ended its season with a 56-1 overall record.

Gouveia was high scorer for the tournament with 80 points in three games.

Third quarter, he gave the Govs their second straight Hawaii High School Athletic Association cage title.

Chuck Bob Stehlers said "I sure miss Gouveia next season. He's one of the best tournament players I've ever seen."

Inspired Laupahoehoe, three starters out with injuries, rallied for 13 straight points in the last six minutes of the game to edge Farrington ahead to stay.

St. Louis led 11-10 at the half but then Gouveia scored eight straight points to put Farrington ahead to stay.

The Gov's tight defense limited St. Louis to only 11 points in the second half.

Both teams started off slowly the first quarter, giving the Saints their first prep title.

Laupahoehoe turned in a garrison blitz in the third quarter to beat Baldwin, 43-41, for third place, while Waimea of Kauai whipped Honolulu, 43-14, for the consolation title, in other games at the Civic Auditorium.

St. Louis led 11-10 at the half but then Gouveia scored eight straight points to put Farrington ahead to stay.

The Gov's tight defense limited St. Louis to only 11 points in the second half.

Both teams started off slowly the first quarter, giving the Saints their first prep title.

FARRINGTON				
	FG	FT	PF	Pts.
Gouveia	7	8-10	1	22
Martin	2	5-7	0	9
Gier	4	0-1	2	8
Abreu	0	1-1	2	1
Salvador	2	0-0	2	4
<b>TOTALS</b>	<b>15</b>	<b>14-19</b>	<b>7</b>	<b>44</b>

ST. LOUIS				
	FG	FT	PF	Pts.
Kauhane	1	1-2	3	3
Kawelhae	4	1-1	3	9
Chai	3	2-2	1	8
Kaahu	0	0-0	2	0
Turqueza	2	1-1	5	8
Carvalho	3	1-1	0	7
<b>TOTALS</b>	<b>13</b>	<b>6-7</b>	<b>14</b>	<b>32</b>

**Score by Quarters**

FARRINGTON	17	8	13	12	44
ST. LOUIS	4	17	5	6	32

# Farrington Tops Kam For Territorial Title

Farrington High School last night won the 1959 Territorial basketball championship of the Hawaii High School Athletic Association.

The Governors whipped the Kamehameha Warriors, 48-37, at University of Hawaii's Otto Klum gymnasium before an overflow crowd of 5,000 fans.

Farrington and Kamehameha were co-champions in the Honolulu Interscholastic League campaign.

**NORMAN DEPONTE** with

19 points led the Governors. Walter Gouveia followed with 12.

Big Wayne Foster was Kam's best shot with 17 markers.

The game was tied up four times in the first quarter but Deponte put Farrington in front, 15-13, early in the second period and the Governors steadily pulled away. They led 25-21 at the half.

In the battle for third place, the Hilo Vikings beat St. Anthony's Trojans of Maui, 58-39.

The Trojans led, 14-13, in the first quarter but Gilbert Tomas put Hilo ahead, 15-14, early in the second period and the Vikings never relinquished the lead for the remainder of the fray.

Hilo held a 32-24 halftime advantage.

Larry Manliguis scored 19 points, Gilbert Tomas 16 and Arnold Hoolulu nine to pace the Vikings.

High for the Trojans were Joseph Ah Sau with 11 markers and Wendell Osorno with eight.

FARRINGTON				KAMEHAMEHA			
	Fg	ft	pts.		Fg	ft	pts.
Deponte	6	7	19	Kahale	3	2	8
Kurisu	3	2	8	Gonzales	0	1	1
Gouveia	3	6	12	Foster	6	5	17
Reynolds	1	0	2	Apo	2	2	6
Martin	0	0	0	Leong	0	0	0
Fragiao	3	1	7	Dye	0	4	4
Wong	0	0	0	Joy	0	0	0
				Kaanehe	0	0	0
				Botelho	0	1	1
<b>Totals</b>	<b>16</b>	<b>16</b>	<b>48</b>	<b>Totals</b>	<b>11</b>	<b>15</b>	<b>37</b>

SCORE BY QUARTERS					
Farrington	9	16	9	14	48
Kamehameha	8	13	8	6	37

Total fouls: Farrington 17, Kamehameha 16.

**OFFICIALS**  
 Referees: James Alons and David Mahukona. Scorer: Denny Sakauye. Timer: Gene Apollona.



# St. Joseph's Wins First Cage Crown

By BOB COLE  
Honolulu's high school basketball standard bearers, Punahou and St. Louis, were home from the Territorial wars today, ready to hang up their duds and hope for a better 1959.

Sadder, but little wiser, the Crusaders and the Buffs could only help but wonder:

1—How the Saints would have fared had the sponsoring Hawaii High School Athletic Association flown in two approved West Coast collegiate officials, and

2—How the Buffs would have finished had regulars Bob Muller and Lindsey Kinney been physically able to play.

Walter Wong's St. Louis quint lost its Territorial championship to St. Joseph's of Hilo, 53-50, in a heart-breaking (for the Saints) overtime fracas in the show-down tilt Saturday night.

More than 4,500 fans packed the Civic Auditorium for that game, Hilo High's 57-58 romp over Punahou for third place, and Lahainaluna's 48-41 win over Kahuku for the consolation crown.

### TWO-MAN SHOW

It was a two-man show for St. Joe's as it outgunned smaller St. Louis at the foul

line, winning its first Territorial title.

Big Ed Bento, a graceful 6-5, and speedy Eugene Capellas had 24 and 22 points respectively and between them scored St. Joe's final 14 points.

St. Louis started with a rush, leading 8-0 before Capellas counted, then had to scramble for a 29-28 half-time lead.

Capellas, more than Bento, hurt the Saints, for while James Aiwohi contained the fine Card postman under the basket, Capellas hit consistently from outside.

For a brief moment in the third period when St. Joe's took a 38-36 lead (Capellas hit four quick points) the Saints seemed to falter. Aiwohi committed his fifth foul with 2:47 left to darken the picture.

But Ray Scanlan, little-used all year, so successfully blanketed the taller Bento that the Card ace went scoreless for three minutes — a rare oddity.

Scanlan, who might have proved the difference, was summarily ejected from the game early in the final quarter when an official charged he deliberately tripped a Cardinal.

Immediately with the

challenged for a 53-49 lead, reduced only by Francis Kaubane's free throw at :28. Hilo, handicapped badly by the lack of a single six-footer, showed one of the sharpest shooting quints in the event.

The Vikings waged a real thriller with Punahou for three periods before Roy Tanimura, Danny Ayala and Gil Tomas combined to earn a 36-32 third period lead.

### HILO RAN WILD

That cooked the Puns. Hilo ran wild in the fourth quarter.

The Viks hit 12 in a row before the Buffs scored, to make it 50-38. Larry Manliguis sparked as the Viks turned it into a rout.

Dave Javier and Reynold Corpus, with 15 and 13 points, topped Lahainaluna as it thumped Kahuku for the consolation title.

Alfredo Prado and Ron Akiyama forged a brief second quarter rally that gave the Red Raiders a 24-24 tie at the half, but a 10-4 Luna margin in the third did it.

## Hilo Fans Sharply Divided

Hilo high school rooters are more sharply divided between Hilo High and St. Joseph's than Honolulu fans are over their favorites . . .

When St. Louis's Ray Scanlan, doing an excellent job guarding big Ed Bento, was ejected from the championship game, Hilo High fans showered the court with missiles and booed so loud and long the game was held up more than three minutes . . .

Vociferous cheering by Hilo High students gave Punahou its loudest rooting section of the season, including its home games . . .

Molokai's Henry Naki, little-remembered by fans at the tourney, was one of the best there . . .

They can't compliment Ralph Kiyosaki enough on the superb manner in which the tournament was unreeled . . . The press facilities, not always the greatest, were the best at the Civic . . .

Oahu was shut out in the final tripleheader, Kahuku, Punahou and St. Louis Inc.



CHAMPIONSHIP					
ST. LOUIS	Fg	Ft	Pf	Tp	
Nanole, g	5	5-6	5	15	
Alwohi, c	3	2-4	5	8	
DuPont, f	4	1-1	3	9	
Kawaihae, f	0	1-1	1	1	
Ah Yat, g	1	2-3	1	4	
Scanlan, c	1	0-3	1	2	
Kaanol, f	3	4-7	1	10	
Shibuya, f	0	0-0	2	0	
Kaubane, g	0	1-2	0	1	
<b>Totals</b>	<b>17</b>	<b>16-27</b>	<b>19</b>	<b>50</b>	

CHAMPIONSHIP					
ST. LOUIS	Fg	Ft	Pf	Tp	
Nanole, g	5	5-6	5	15	
Alwohi, c	3	2-4	5	8	
DuPont, f	4	1-1	3	9	
Kawaihae, f	0	1-1	1	1	
Ah Yat, g	1	2-3	1	4	
Scanlan, c	1	0-3	1	2	
Kaanol, f	3	4-7	1	10	
Shibuya, f	0	0-0	2	0	
Kaubane, g	0	1-2	0	1	
<b>Totals</b>	<b>17</b>	<b>16-27</b>	<b>19</b>	<b>50</b>	

\*—Technical against Scanlan.

CHAMPIONSHIP					
ST. JOSEPH'S	Fg	Ft	Pf	Tp	
Capellas, f	6	10-12	3	22	
Hao, f	0	0-0	3	0	
Bento, c	9	6-10	4	24	
Veincent, g	2	0-0	1	4	
Souza, g	0	3-9	3	3	
Martin, g	0	0-0	3	0	
<b>Totals</b>	<b>17</b>	<b>19-31</b>	<b>19</b>	<b>53</b>	

CHAMPIONSHIP					
Score by quarters:*					
St. Louis	13	16	14	6-49	1-50
St. Joe's	14	14	10	11-49	4-53

# St. Louis Whips Hilo High, 65-55

## Crusaders Capture Cage Title

By KENNY HAINA

St. Louis High school's basketball team last night annexed the Territorial High School tournament championship by scoring a 65 to 55 victory over the Hilo High Vikings before a crowd of 3,500 at the Civic Auditorium.

Coach Walter Wong's Crusaders thus closed their 1957 basketball season with 23 straight victories.

In the first game of the finale of the first territorial tournament sponsored by the Hawaii High School Athletic Association, Kapaa of Kauai downed Lanai, 48 to 40, to capture third place.

Richard Apao turned in a



## Prince Khaled Declared From Race

## Sir William Cops S. A. Derby

ARCADIA, Calif., March 2 (UP)—Stretch-running Sir William, a state of Washington bred colt with a tremendous kick at the finish, raced to a neck victory today in the \$143,000 Santa Anita Derby.

Far out of the contention for nearly a mile of the mile and a furlong race, Sir William nailed Swirling Abbey in the final few

hundred yards and after the pair raced head and head for several strides he finally lunged to his close victory.

Round Table, who was flown here from Florida and made a supplementary entry in the race, was third after having raced with the early pace set by Buford most of the way.

Sir William's time over a slow track was 1:54-1/5.

The heavily-favored Prince Khaled had been declared from the race shortly after noon when it was disclosed he had rapped himself in training, the injury failed to require treatment. That left the Derby a wide open race.

But the game Washington bred proved all he needed was a little more distance after having finished second two weeks ago at the San Felipe Stakes at a mile and a sixteenth.

Sent off at odds of 8 to 1, the crowd of 56,000, largest in the meeting, Sir William turned \$14,550, \$7,700 and \$3,900 across the board. Swirling Abbey returned \$11.70 and \$3.90. Round Table, as part of a \$50,000 horse entry, paid \$2.20 to show.

## Arcaro Rides Winner

## Bold Ruler Triumphs In Flamingo Stakes

MIAMI, March 2 (UP)—Bold

HILO				ST. LOUIS			
	fg	ft	pts.		fg	ft	pts.
Tanimura f	4	0	8	Lum. f	5	2	12
Kaluai f	2	0	4	Piunkett, f	4	2	10
Kaheiki c	3	11	17	Apao, c	9	2	20
Miz'g'chi g	1	0	2	Naniole, g	3	3	9
Ichinose g	4	12	20	Lujero, g	5	2	10
B'rt'l'me f	1	2	4	Mahiko, g	0	0	0
Nobriga g	0	0	0	Pahg. f	1	0	2
<b>Total</b>	<b>15</b>	<b>25</b>	<b>55</b>	<b>TOTAL</b>	<b>27</b>	<b>11</b>	<b>65</b>

SCORE BY QUARTERS				
St. Louis	20	18	12	15—65
Hilo	15	16	16	8—55

Personal fouls: St. Louis (19)—Lum 2, Piunkett 5, Apao 4, Naniole 5, Lujero 2, Mahiko 1. Hilo (13)—Tanimura 2, Kaluai 2, Kaheiki 5, Mizuguchi 1, Ichinose 3.

**OFFICIALS**  
 Referees: Lee and Kaushikaua.  
 Scorer: Sakauye. Timer: Knott.

# CHAMPIONSHIP FINAL



# VS.



Year	Champion	Score	Runner-up	OIA	ILH
1965	Kamehameha	55-49	Kailua		1
1969	Radford	66-51	Kamehameha	1	
1970	Punahou	56-44	Farrington		1
1971	Radford	51-50	Kamehameha	1	
1972	Kailua	65-55	Saint Louis	1	
1974	Punahou	73-56	Kailua		1
1975	Punahou	77-70	Kailua		1
1977	Radford	48-46	Punahou	1	
1979	Punahou	60-28	Moanalua		1
1982	Kailua	47-42	Maryknoll	1	
1983	Iolani	62-47	Leilehua		1
1989	Radford	43-42	Kamehameha	1	
1995	Kalaheo	49-42	Saint Louis	1	
1997	Moanalua	58-57	Iolani	1	
1998	Iolani	62-59 (2OT)	Kalaheo		1
1999	Punahou	51-47 (OT)	Kalaheo		1
2001	Kalaheo	68-60	Iolani	1	
2002	Iolani	58-57	Kalaheo		1
2004	Iolani	64-54	Kalaheo		1
2005	Iolani	62-51	Kahuku		1
2006	Iolani	54-41	Kaimuki		1
2007	Kaimuki	61-53	Punahou	1	
2009	KS-Kapalama	47-45	Kahuku		1
2012	Punahou	59-52	Kahuku		1
2013	Kalaheo	60-54 (OT)	Maryknoll	1	
2014	Iolani	43-40	Farrington		1
2015	Kalaheo	53-45	Iolani	1	
2017	Kahuku	70-55	Punahou	1	
2018	Punahou	64-37	Kahuku		1
2022	Saint Louis	57-34	Mililani		1
2023	Saint Louis	41-39	Campbell		1
<b>31 meetings:</b>				<b>13</b>	<b>18</b>

# CHAMPIONSHIP FINAL

# #1 vs. #2

\* In 1957 and 1958 there were co-#1 seeds

Year	#1 Seed	W/L	Score	#2 Seed	W/L
1957*	Saint Louis		65-55	Hilo	
1958*	St. Joseph's		53-50 (OT)	Saint Louis	
1959	Kamehameha	L	37-48	Farrington	W
1960	Farrington	W	44-32	Saint Louis	L
1961	Saint Louis	W	54-44	Punahou	L
1962	Punahou	L	58-59	Kamehameha	W
1963	Kamehameha	W	60-40	Punahou	L
1966	Saint Louis	W	69-49	Kamehameha	L
1967	Saint Louis	W	48-40	Hilo	L
1968	Saint Louis	W	60-36	Punahou	L
1970	Farrington	L	44-56	Punahou	W
1971	Kamehameha	L	50-51	Radford	W
1975	Kailua	L	70-77	Punahou	W
1977	Radford	W	48-46	Punahou	L
1982	Kailua	W	47-42	Maryknoll	L
1991	Kalaheo	L	44-59	Hilo	W
1995	Kalaheo	W	49-42	Saint Louis	L
1998	Iolani	W	62-59 (2OT)	Kalaheo	L
1999	Kalaheo	L	47-51 (OT)	Punahou	W
2000	Hilo	W	68-55	Saint Louis	L
2001	Kalaheo	W	68-60	Iolani	L
2002	Iolani	W	58-57	Kalaheo	L
2004	Iolani	W	64-54	Kalaheo	L
2005	Iolani	W	62-51	Kahuku	L
2007	Punahou	L	53-61	Kaimuki	W
2009	KS-Kapalama	W	47-45	Kahuku	L
2012	Punahou	W	59-52	Kahuku	L
2013	Maryknoll	L	54-60 (OT)	Kalaheo	W
2014	Iolani	W	43-40	Farrington	L
2017	Kahuku	W	70-55	Punahou	L
2022	Saint Louis	W	57-34	Mililani	L
2023	Saint Louis	W	41-39	Campbell	L

30 meetings – No. 1 seed record: 21-9

No. 2 seed: 9-21

## CHAMPIONSHIP FINAL ALL-OIA FINAL

Year	(High seed)	W/L	Score	(Lower seed)	W/L
1985	Kalaheo (1)	W	57-55	Radford	L
1993	Kaimuki (3)	W	53-50	Aiea	L
1996	Kalaheo (1)	L	44-49	Moanalua	W

3 meetings – Higher seed is 2-1

## CHAMPIONSHIP FINAL ALL-ILH FINAL

Year	(High seed)	W/L	Score	(Lower seed)	W/L
1959	Kamehameha (1)	L	47-48	Farrington (2)	W
1960	Farrington (1)	W	44-32	Saint Louis (2)	L
1961	Saint Louis (1)	W	54-44	Punahou (2)	L
1962	Punahou (1)	L	58-59	Kamehameha (2)	W
1963	Kamehameha (1)	W	60-40	Punahou (2)	L
1966	Saint Louis (1)	W	69-49	Kamehameha (2)	L
1968	Saint Louis (1)	W	60-36	Punahou (2)	L
1970	Farrington (1)	L	44-56	Punahou (2)	W
1976	Maryknoll (2)	L	39-46	Kamehameha (3)	W
1978	Punahou (2)	L	63-65 (OT)	University (4)	W
1980	University (1)	L	60-73	Punahou (3)	W
1981	Maryknoll (2)	L	40-41	Punahou (4)	W
1986	Maryknoll (1)	L	31-37	Saint Louis	W
1987	University (ILH2)	W	47-43	Punahou (ILH3)	L
1988	University (1)	W	38-36	Maryknoll	L
1994	Iolani (2)	W	53-52	Kamehameha	L
2003	Iolani (1)	W	61-37	Saint Louis	L
2010	Iolani (1)	W	46-43	KS Kapalama	L
2011	Iolani (1)	L	53-64	KS Kapalama	W
2016	Iolani (1)	W	45-40	Punahou	L
2019	Maryknoll (1)	W	50-34	Punahou	L
2020	KS-Kapalama (1)	L	33-46	Maryknoll	W

22 meetings – Higher seed is 12-10

# CHAMPIONSHIP FINAL OAHU VS. NEIGHBOR ISLAND FINAL

Year	Oahu	W/L	Score	Neighbor Isle	W/L
1957	Saint Louis (T1)	W	65-55	Hilo (T1)	L
1958	Saint Louis (T1)	L	50-53 (OT)	St. Joseph (T1)	W
1964	Punahou (1)	L	55-63 (OT)	Hilo (3)	W
1967	Saint Louis (1)	W	48-40	Hilo (2)	L
1973	Leilehua (OIA3)	W	56-52	Hilo (3)	L
1984	Maryknoll (2)	W	55-44	Maui (4)	L
1990	Punahou (1)	W	68-58	Maui (MIL2)	L
1991	Kalaheo (1)	L	44-59	Hilo (2)	W
1992	Kamehameha (1)	W	76-73 (3OT)	Hilo (3)	L
2000	Saint Louis (2)	L	55-68	Hilo (1)	W
2008	Punahou (ILH2)	W	41-38	KS Hawaii (BIIF2)	L

11 meetings – Oahu teams are 7-4 vs. Neighbor Islands

ILH – 6-3  
OIA – 1-1

BIIF – 4-5  
MIL – 0-2



Ryan Wells tosses the ball during the 2023 boys state basketball championship game. This was Wells' 7th boys state championship game. (ScoringLive photo)

## **Championship officials (1983-2023)**

## Division 1

Year	Teams	Referee	Umpire 1	Umpire 2
2023	Saint Louis-Campbell	Ryan Wells	Gabe Heres	Daniel Matsamura
2022	Saint Louis-Mililani	Kelvin Davis	Eric Morales	Saffery Silva
2020	Maryknoll-KS Kapalama	Dan Coda	Ryan Wells	Saffery Silva
2019	Maryknoll-Punahou	Dan Coda	Ryan Wells	Eric Morales
2018	Punahou-Kahuku	Eric Morales	Kirk Hottendorf	Thomas Yoshida
2017	Kahuku-Punahou	Ryan Wells	William Puchalski	Ian Akamine
2016	Iolani-Punahou	Thomas Yoshida	Donovan Lewis	Saffery Silva
2015	Kalaheo-Iolani	Donovan Lewis	Francis Kau	William Puchalski
2014	Iolani-Farrington	Eric Morales	Jose Irizarry	Bobby Higa
2013	Kalaheo-Maryknoll	William Puchalski	Donovan Lewis	Mike Ishikawa
2012	Punahou-Kahuku	Patrick Black-Santiago	Daniel Glass, Jr.	Dan Coda
2011	KS Kapalama-Iolani	Mike Ishikawa	Terry Arista	Tony Collazo
2010	Iolani-KS Kapalama	Bryan Barr	Ron Gouchenouer	Pat Silva
2009	KS Kapalama-Kahuku	Mason Souza	King Whetstone	Kirk Hottendorf
2008	Punahou-KS Hawaii	Pat Silva	Tony Collazo	Jose Irizarry
2007	Kaimuki-Punahou	Donovan Lewis	Louis Fuentes	Pat Silva
2006	Iolani-Kaimuki	Ryan Wells	Pat Silva	Alton Mamiya
2005	Iolani-Kahuku	Thomas Yoshida	Ryan Sueoka	Clifford Rodrigues
2004	Iolani-Kalaheo	Louis Fuentes	Ryan Wells	Ryan Sueoka
2003	Iolani-Saint Louis	Louis Fuentes	Francis Kau	Herbert Hew Len
2002	Iolani-Kalaheo	Louis Fuentes	Ryan Sueoka	Bryan Barr
2001	Kalaheo-Iolani	Mason Souza	Clifford Rodrigues	Ryan Wells
2000	Hilo-Saint Louis	Sam Delos Reyes	Mason Souza	Ryan Sueoka
1999	Punahou-Kalaheo	Clifford Rodrigues	Chuck Martin	Herbert Hew Len
1998	Iolani-Kalaheo	Thomas Yoshida	Mason Souza	Bryan Barr
1997	Moanalua-Iolani	Brian Yamasaki	Sam Delos Reyes	Donovan Lewis
1996	Moanalua-Kalaheo	Sam Delos Reyes	Ralph Sing Chow	Thomas Yoshida
1995	Kalaheo-Saint Louis	Ryan Sueoka	Ralph Sing Chow	Clifford Rodrigues
1994	Iolani-Kamehameha	Joe Kerfoot	Ryan Sueoka	Brian Yamasaki
1993	Kaimuki-Aiea	Ralph Sing Chow	Clifford Rodrigues	Glenn Sales
1992	Kamehameha-Hilo	Donovan Lewis	Pat Tanibe	Larry Yamashita
1991	Hilo-Kalaheo	Sam Delos Reyes	Ralph Sing Chow	Clifford Rodrigues
1990	Punahou-Maui	Pat Tanibe	Larry Yamashita	(N/A)
1989	Radford-Kamehameha	Ralph Dela Calsada	Clifford Rodrigues	Glenn Sales
1988	University-Maryknoll	Larry Yamashita	Pat Tanibe	
1987	University-Punahou	Sam Delos Reyes	Ralph Sing Chow	
1986	Saint Louis-Maryknoll			
1985	Kalaheo-Radford			
1984	Maryknoll-Maui			
1983	Iolani-Leilehua	Craig Petersen	Sam Delos Reyes	
1982				
1981				
1980	University-Punahou	Pat Tanibe	Larry Yamashita	



## Division 2

Year	Teams	Referee	Umpire 1	Umpire 2
2023	Kohala-University	Steve Piercy	Pete Arceo	Patrick Black-Santiago
2022	Maui Prep-Kaimuki	Lloyd Lee, Jr.	Daniel Matsamura	Bryan Cannon
2020	Kohala-Roosevelt	Eric Morales	Kelvin Davis	Daniel Matsamura
2019	Damien-Farrington	William Puchalski	Pete Arceo	William Diaz-Wilson
2018	Saint Francis-Damien	Bryan Cannon	Tony Collazo	Saffery Silva
2017	Saint Francis-Kalani	Daniel Matsamura	Terry Arista	Cass Kasparovich
2016	University-Seabury Hall	Robert Trujillo	Robert Ajifu	Tony Coda
2015	Kaiser-Kalani	John Lee	Robert Ajifu	Bobby Higa
2014	Hawaii Prep-Kalani	Lloyd Lee	Victor McDaniel	Cesar Pudiquet
2013	Saint Francis-Kailua	Amber Lee	Herman Medeiros	Terry Arista
2012	Kalaheo-McKinley	Terry Arista	Kevin Hirayama	Alton Mamiya
2011	Pahoa-Farrington	Ryan Sueoka	Dan Coda	Nick Stock
2010	Pahoa-Kailua	Eric Morales	Mike Nobriga	Ron Tacadena
2009	Kailua-Castle	Mike Ishikawa	Derik LaBenz	Steve Cramer
2008	Farrington-Aiea	Brian Yamasaki	Mike DuPont	John Johnson
2007	McKinley-Kohala	Ron Gochenouer	Mike Nobriga	Matt Thomas



Hawaii High School Athletic Association  
Boys Division II  
State Basketball Tournament Record Book  
“B” Division (1965-66), “A” Division (1970-82)  
Division 2 (2007-present)



Kohala defeated University Lab School 40-38 to earn their second division 2 state title in 3 seasons (Photo courtesy: ScoringLive)

# Individual Records

**Key to abbreviations:** 1<sup>st</sup> (first round, since 1983); Qtr (quarterfinal [final 8] since 1957); semi (semifinal); final (Championship); 5 semi (5<sup>th</sup> place semifinal); 3<sup>rd</sup>/5<sup>th</sup> (3<sup>rd</sup> or 5<sup>th</sup> place); cons (consolation, since 1983); confin (Consolation championship).

## **MOST POINTS (All rounds)**

- 38, Kameron Ng, Saint Francis vs. Roosevelt, 2/14/2018 (Qtr) (11-27 FG, 14-14 FT, 2-7 3FG)
- 34, Tolby Saito, Pahoa vs. Kauai, 2/27/2015 (5 semi) (10-22 FG, 10-10 FT, 4-11 3FG)
- 33, Jonathan Viernes, Pahoa vs. University, 3/4/2009 (1<sup>st</sup>) (11-16 FG, 8-14 FT, 3-5 3FG)
- 30, Eli Shibuya, Hawaii Baptist vs. Seabury Hall, 2/8/2023 (Qtr) (10-15 FG, 8-11 FT, 2-4 3FG)
- 29, Scott Hansen, Lahainaluna vs. Kahuku, 3/12/1982 (final) (stats N/A)
- 29, Basil Walton, Kauai vs. Lanai, 2/21/2008 (cons) (stats N/A)
- 29, Jacob Andrade, St. Joseph vs. Kauai, 2/22/2008 (confin) (stats N/A)
- 29, Kameron Ng, Saint Francis vs. Damien, 2/16/2018 (final) (8-18 FG, 10-12 FT, 3-4 3FG)
- 28, Jesse Baugh, Nanakuli vs. St. Joseph, 3/12/1976 (semi) (stats N/A)
- 28, George Nolan, Lahainaluna vs. St. Joseph, 3/7/1978 (Qtr) (stats N/A)
- 28, Dylan Gomez, University s. Pahoa, 3/4/2009 (1<sup>st</sup>) (12-27 FG, 1-1, FT, 3-8 3FG)
- 28, Anthony Canancia, University vs. Seabury Hall, 2/21/2013 (Qtr) (8 FG, 10-13 FT, 2 3FG)
- 28, Mikala Jordan, Kohala vs. Kauai, 2/20/2014 (Qtr) (stats N/A)
- 28, Jassem Cumlat, Kauai vs. Pahoa, 2/27/2015 (5 semi) (11-19 FG, 0-0 FT, 6-12 3FG)

## **MOST POINTS (Championship game)**

- 29, Scott Hansen, Lahainaluna vs. Kahuku, 3/12/1982 (stats N/A)
- 29, Kameron Ng, Saint Francis vs. Damien, 2/16/2018 (8-18 FG, 10-12 FT, 3-4 3FG)
- 27, Christian Hernandez, Farrington vs. Aiea, 2/23/2008 (4-8 FG, 17-22 FT, 2-2 3FG)
- 26, Obie Woods, Aiea vs. Farrington, 2/23/2008 (9-15 FG, 4-7 FT, 4-7 3FG)
- 25, Elvin Leong, Waialua vs. University, 3/14/1981 (stats N/A)
- 24, Keoua Mahiko, Kaiser vs. Kalani, 2/28/2015 (7-12 FG, 7-9 FT, 3-4 3FG)
- 23, Nicklas Fisher, Pahoa vs. Farrington, 2/19/2011 (6-14 FG, 11-16 FT, 0-0 3FG)
- 23, O'shen Cazimero, Kohala vs. Roosevelt, 2/21/2020 (7-12 FG, 6-7 FT, 3-4 3FG)

## **MOST POINTS (Semifinals)**

- 28, Jesse Baugh, Nanakuli vs. St. Joseph, 3/12/1976 (stats N/A)
- 27, Obie Woods, Aiea vs. Hawaii Baptist, 2/22/2008 (stats N/A)
- 26, Kesi Afalava, Kahuku vs. Lanai, 3/9/1979 (stats N/A)
- 25, Jovan Crnic, Hawaii Prep vs. Saint Francis, 2/22/2013 (stats N/A)
- 25, Mikala Jordan, Kohala vs. Kalani, 2/21/2014 (9-15 FG, 4-5 FT, 3-7 3FG)

## **MOST POINTS (Quarterfinals)**

- 38, Kameron Ng, Saint Francis vs. Roosevelt, 2/14/2018 (11-27 FG, 14-14 FT, 2-7 3FG)
- 30, Eli Shibuya, Hawaii Baptist vs. Seabury Hall, 2/8/2023 (10-15 FG, 8-11 FT, 2-4 3FG)
- 28, George Nolan, Lahainaluna vs. St. Joseph, 3/7/1978 (stats N/A)
- 28, Anthony Canancia, University vs. Seabury Hall, 2/21/2013 (8 FG, 10-13 FT, 2 3FG)
- 28, Mikala Jordan, Kohala vs. Kauai, 2/20/2014 (stats N/A)
- 27, Josh Chung, Aiea vs. Academy of the Pacific, 2/21/2007 (stats N/A)
- 27, Alex Ironside, McKinley vs. Kapaa, 2/23/2012 (8 FG, 9-10 FT, 2 3FG)
- 27, O'shen Cazimero, Kohala vs. Kauai, 2/19/2020 (10 FG, 5-5 FT, 2 3FG)
- 26 (on seven occasions)



***Saint Francis' Kameron Ng holds the division 2 single game record of 38 points vs. Roosevelt.***

### **MOST POINTS (First round)**

33, Jonathan Viernes, Pahoa vs. University, 3/4/2009 (11-16 FG, 8-14 FT, 3-5 3FG)  
28, Dylan Gomez, University s. Pahoa, 3/4/2009 (12-27 FG, 1-1, FT, 3-8 3FG)  
24, Kekoa Prem, Kapaa vs. Word of Life, 3/4/2009 (6-12 FG, 10-12 FT, 2-4 3FG)  
23, Brad Foster, Word of Life vs. Kapaa, 3/4/2009 (9-12 FG, 5-9 FT, 0-0 3FG)  
21, Jacob Andrade, St. Joseph vs. Hawaii Baptist, 2/20/2008 (Stats N/A)  
21, Kenny Ellis, Kailua vs. Seabury Hall, 3/4/2009 (9-14 FG, 3-5 FT, 0-0 3FG)

### **MOST POINTS (Consolation final)**

29, Jacob Andrade, St. Joseph vs. Kauai, 2/22/2008 (stats N/A)  
22, Basil Walton, Kauai vs. St. Joseph, 2/22/2008 (stats N/A)

### **MOST POINTS (3<sup>rd</sup> place game)**

24, Cameron King, Seabury Hall vs. Kohala, 2/22/2014 (9-19 FG, 4-5 FT, 2-7 3FG)  
22, Valentinas Ulinas, Hawaii Prep vs. Seabury Hall, 2/23/2019 (7-15 FG, 7-9 FT, 1-2 3FG)  
21, Shane Jacob, Seabury Hall vs. Hawaii Prep, 2/25/2012 (7-19 FG, 6-6 FT, 1-7 3FG)

### **MOST POINTS (5<sup>th</sup> place game)**

25, Nicklas Fisher, Pahoa vs. Waianae, 2/23/2013 (10 FG, 5-9 FT, 0 3FG)  
24, Jerry Lawson, LeJardin vs. Farrington, 2/27/2017 (8-14 FG, 8-11 FT, 0-1 3FG)  
22, Jonathan Viernes, Pahoa vs. Roosevelt, 3/7/2009 (5-14 FG, 11-12 FT, 1-4 3FG)  
21, Ehziqiel Santiago, Farrington vs. LeJardin, 2/17/2017 (9-19, FG, 0-2 FT, 3-12 3FG)  
21, Kiandray Rideout, Honokaa vs. Seabury, 2/10/2023 (7 FG, 7-12 FT, 0 3FG)

### **MOST POINTS (Consolation game)**

29, Basil Walton, Kauai vs. Lanai, 2/21/2008 (stats N/A)  
26, Michael Palmer, Seabury Hall vs. St. Joseph, 3/5/2010 (stats N/A)  
25, Dylan Gomez, University vs. Word of Life, 3/5/2009 (6-21 FG, 10-11 FT, 3-10 3FG)

### **MOST POINTS (5<sup>th</sup> place semifinal)**

34, Tolby Saito, Pahoa vs. Kauai, 2/27/2015 (10-22 FG, 10-10 FT, 4-11 3FG)  
28, Jassem Cumlat, Kauai vs. Pahoa, 2/27/2015 (11-19 FG, 0-0 FT, 6-12 3FG)/  
27, Christopher Roxburgh, Kohala vs. Saint Francis, 2/24/2012 (8 FG, 10-11 FT, 1 3FG)  
26, Keinan Agonias, Pahoa vs. Kauai, 2/27/2015 (8-18 FG, 7-9 FT, 3-7 3FG)  
25, (on four occasions)

### **FIELD GOALS**

12, Dylan Gomez, University vs. Pahoa, 3/4/2009, 1<sup>st</sup>, (12-27 FG)

### **THREE-POINT FIELD GOALS MADE (Since 1988-89 season)**

6, Jassem Cumlat, Kauai vs. Pahoa, 2/27/2015, 5 semi (6-12 3FG)

### **FREE THROWS MADE**

17, Christian Hernandez, Farrington vs. Aiea, 2/23/2008, final (17-22 FT)  
14, Kameron Ng, Saint Francis vs. Roosevelt, 2/14/2018, Qtr, (14-14 FT)

### **FREE THROWS ATTEMPTED**

17, Christian Hernandez, Farrington vs. Aiea, 2/23/2008, final (17-22 FT)  
16, Micklas Fisher, Pahoa vs. Farrington, 2/19/2011, final (11-16 FT)

### **FREE-THROW PERCENTAGE (Min. 10 FTM)**

100% (14-14) Kameron Ng, Saint Francis vs. Roosevelt, 2/14/2018, Qtr.  
100% (10-10) Tolby Saito, Pahoa vs. Kauai, 2/27/2015, 5 semi.

**HHSAA DIVISION II BASKETBALL CHAMPIONS – BOYS**

2007-09 (12-team tournament), 2010-present (8-team tournament)

Year	Champion	League	Head Coach	Score	Runner-up	Third Place	Fourth Place	Fifth Place	Consolation
2024									
2023	Kohala (2)	BIIF	Kihei Kapeliela	40-38	University (3)	Kauai	Hawaii Baptist (4)	Seabury Hall	
2022	Maui Prep	MIL	Zach Bailey Cheyne De La Garza	65-35	Kaimuki	Kohala (2)	Hawaii Baptist (3)	Kapaa	
2020	Kohala	BIIF	Kihei Kapeliela	51-48	Roosevelt	Hawaii Prep (4)	McKinley	Kauai (2)	
2019	Damien	ILH	Alvin Stephensen	73-50	Farrington	Hawaii Prep (3)	Seabury Hall (3)	Kauai	
2018	Saint Francis (3)	ILH	Ron Durant	76-52	Damien	Kalani	Kauai	Roosevelt	
2017	Saint Francis (2)	ILH	Ron Durant	52-46	Kalani (3)	Seabury Hall (2)	Honokaa (2)	Le Jardin	
2016	University	ILH	Walt Quitan	46-31	Seabury Hall	Saint Francis	Honokaa	Kalani	
2015	Kaiser	OIA	Branden Kawazoe	49-45	Kalani (2)	Kohala (2)	Hawaii Baptist (2)	Damien	
2014	Hawaii Prep	BIIF	Fred Wawner, Dave Huntington	42-33	Kalani	Seabury Hall	Kohala	Kaiser	
2013	Saint Francis	ILH	Solomon Batoon	39-34	Kailua	Hawaii Prep (2)	Seabury Hall (2)	Pahoa	
2012	Kalaheo	OIA	Alika Smith	57-42	McKinley	Hawaii Prep	Seabury Hall	Hanalani	
2011	Farrington (2)	OIA	Allan Silva	58-45	Pahoa	University	Island Pacific	McKinley	
2010	Pahoa	BIIF	Eric Yoshimura	41-38	Kailua	Kapaa	Acad. Pacific	St. Joseph	
2009	Kailua	OIA	Tim Harrison	53-36	Castle	Kohala	Molokai	Pahoa	Seabury Hall
2008	Farrington	OIA	Allan Silva	41-38 (OT)	Aiea	McKinley	Hawaii Baptist	Kohala	St. Joseph's
2007	McKinley	OIA	Bob Morikuni	55-28	Kohala	Farrington	Aiea	Acad. Pacific	Hawaii Baptist

**DIVISION "A" BASKETBALL CHAMPIONS**

In 1983, the boys "A" basketball tournament was terminated and consolidated into a 12-team "AA" format.

Year	Champion	League	Head Coach	Score	Runner-up	Third Place	Fourth Place	Fifth Place	Consolation
1982	Lahainaluna	MIL	Robert Mack	86-83	Kahuku (2)	Mid Pacific (1)	Molokai (2)		
1981	Waialua	OIA	David Almadova	56-55	University (2)	Mid Pacific	St. Anthony (2)		Laupahoehoe
1980	Maryknoll (3)	ILH	Tony Sellitto	42-27	Laupahoehoe (2)	St. Joseph (4)	St. Anthony		Waialua
1979	Maryknoll (2)	ILH	Tony Sellitto	55-50	Kahuku	Lanai	St. Joseph (4)		Molokai (2)
1978	Maryknoll	ILH	Tony Sellitto	46-39	Lahainaluna	Nanakuli	Kohala (2)		Molokai
1977	St. Anthony	MIL	Paul Pladera	57-53	Kohala	Hawaii Baptist (2)	Mid Pacific (2)		Lanai
1976	Nanakuli (3)	OIA	Hugh Taufaaasau	63-47	Molokai (2)	St. Joseph (3)	Kohala		University (2)
1975	Nanakuli (2)	OIA	Hugh Taufaaasau	66-59	Maryknoll (3)	St. Anthony	St. Joseph (3)		Molokai
1974	Kahuku (3)	OIA	Harry Kahuanui	72-36	Molokai (2)	Pahoa	Kohala		University
1973	Kahuku (2)	OIA	Norman Pule	87-47	University	St. Joseph (2)	Kau		St. Anthony
1972	Nanakuli	OIA	Hugh Taufaaasau	86-83	Laupahoehoe	St. Joseph	Mid Pacific		Kapaa
1971	Kahuku	OIA	Norman Pule	49-48	Lanai	Hawaii Baptist	St. Joseph (2)	St. Anthony	
1970	Laupahoehoe (2)	BIIF	Himeo Hayashida	67-48	Maryknoll (2)	Kohala	Molokai		
1966	Laupahoehoe	BIIF	Don Ridgely	71-50	Maryknoll	Molokai	St. Joseph		
1965	University	ILH	Nelson Yoshioka	67-53	Molokai	Honokaa	Pahoa		

## SEEDING RECORDS - DIVISION 2

Year	#1 Seed	#2 Seed	#3 Seed	#4 Seed
2007	University ILH	Aiea OIA	Kohala BIIF	Seabury Hall MIL
2008	Aiea OIA	University ILH	Kohala BIIF	Molokai MIL
2009	Castle OIA	Kohala BIIF	Hawaii Baptist ILH	Molokai MIL
2010	Roosevelt OIA	Seabury Hall MIL	St. Joseph's BIIF	University ILH
2011	Farrington OIA	Pahoa BIIF	Island Pacific ILH	Kapaa KIF
2012	Kalaheo OIA	Hawaii Prep BIIF	Kapaa KIF	Saint Francis ILH
2013	Saint Francis ILH	Kailua OIA	Seabury Hall MIL	Hawaii Prep BIIF
2014	Saint Francis ILH	Kaiser OIA	Seabury Hall MIL	Kohala BIIF
2015	Pahoa BIIF	Kaiser OIA	Seabury Hall MIL	Hawaii Baptist ILH
2016	Saint Francis ILH	Roosevelt OIA	Kapaa KIF	St. Joseph BIIF
2017	Saint Francis ILH	Seabury Hall MIL	Kalani OIA	Honokaa BIIF
2018	Saint Francis ILH	Kalani OIA	Seabury Hall MIL	Hawaii Prep BIIF
2019	Damien ILH	Farrington OIA	Hawaii Prep BIIF	Seabury Hall MIL
2020	Hawaii Prep BIIF	Hanalani ILH	Kauai KIF	Roosevelt OIA
2022	Kohala BIIF	Kaimuki OIA	Hawaii Baptist ILH	Kapaa KIF
2023	Kohala BIIF	Farrington OIA	Kauai KIF	Seabury Hall MIL

MIL |

ILH |

## SEEDING RECORDS - DIVISION 2 (2007-present)

#1 SEED					#2 SEED				
ILH	OIA	MIL	BIIF	KIF	ILH	OIA	MIL	BIIF	KIF
7	5	0	4	0	2	9	2	3	0

TEAM	League	Year	TEAM	League	Year
Saint Francis (5)	ILH	13-14-16-17-18	Kaiser (2)	OIA	14-15
Kohala (2)	BIIF	22-23	Seabury Hall (2)	MIL	10-17
University (1)	ILH	07	Farrington (2)	OIA	19-23
Aiea (1)	OIA	08	Aiea (1)	OIA	07
Castle (1)	OIA	09	University (1)	ILH	08
Roosevelt (1)	OIA	10	Kohala (1)	BIIF	09
Farrington (1)	OIA	11	Pahoa (1)	BIIF	11
Kalaheo (1)	OIA	12	Hawaii Prep (1)	BIIF	12
Pahoa (1)	BIIF	15	Kailua (1)	OIA	13
Damien (1)	ILH	19	Roosevelt (1)	OIA	16
Hawaii Prep (1)	BIIF	20	Kalani (1)	OIA	18
			Hanalani (1)	ILH	20
			Kaimuki (1)	OIA	22

#3 SEED					#4 SEED				
ILH	OIA	MIL	BIIF	KIF	ILH	OIA	MIL	BIIF	KIF
3	1	4	4	4	3	1	5	5	2

TEAM	League	Year	TEAM	League	Year
Seabury Hall (4)	MIL	13-14-15-18	Seabury Hall (3)	MIL	07-19-23
Kapaa (2)	KIF	12-16	Molokai (2)	MIL	08-09
Kohala (2)	BIIF	07-08	Hawaii Prep (2)	BIIF	13-18
Hawaii Baptist (2)	ILH	09-22	Kapaa (2)	KIF	11-22
Kauai (2)	KIF	20-23	Univeristy (1)	ILH	10
St. Joseph (1)	BIIF	10	Saint Francis (1)	ILH	12
Island Pacific (1)	ILH	11	Kohala (1)	BIIF	14
Kalani (1)	OIA	17	Hawaii Baptist (1)	ILH	15
Hawaii Prep (1)	BIIF	19	St. Joseph (1)	BIIF	16
			Honokaa (1)	BIIF	17
			Roosevelt (1)	OIA	20

**Most times schools were seeded in Division 2**

<b>TEAM</b>	<b>League</b>	<b>Total</b>	<b>#1 seed</b>	<b>#2 seed</b>	<b>#3 seed</b>	<b>#4 seed</b>
Seabury Hall	MIL	9	0	2	4	3
Saint Francis	ILH	5	5	0	0	0
Kohala	BIIF	5	2	1	2	0
Hawaii Prep	BIIF	4	1	1	1	1
Kapaa	KIF	4	0	0	2	2
University	ILH	3	1	1	0	1
Roosevelt	OIA	3	1	1	0	1
Farrington	OIA	3	1	2	0	0
Hawaii Baptist	ILH	3	0	0	2	1
Aiea	OIA	2	1	1	0	0
Pahoa	BIIF	2	1	1	0	0
Kaiser	OIA	2	0	2	0	0
St. Joseph	BIIF	2	0	0	1	1
Molokai	MIL	2	0	0	0	2
Kalani	OIA	2	0	1	1	0
Kauai	KIF	2	0	0	2	0
Castle	OIA	1	1	0	0	0
Kalaheo	OIA	1	1	0	0	0
Damien	ILH	1	1	0	0	0
Kailua	OIA	1	0	1	0	0
Island Pacific	ILH	1	0	0	1	0
Honokaa	BIIF	1	0	0	0	1
Hanalani	ILH	1	0	1	0	0



## HHSAA ALL-TIME BASKETBALL SCORES

“B” DIVISION (1965-66)

“A” DIVISION (1970-82)

DIVISION 2 (2007-present)

### 1965 At McCabe Gym (Saint Louis)

Feb. 26

University 47, Honokaa 40  
Molokai 60, Pahoia 50

Feb. 27

Honokaa 61, Pahoia 53  
University 67, Molokai 53

### 1966 At Hilo Civic Auditorium

Feb. 25

Maryknoll 75, St. Joseph's 73  
Laupahoehoe 65, Molokai 64

Feb. 26

Molokai 60, St. Joseph's 55  
Laupahoehoe 71, Maryknoll 50

### 1970 At St. Joseph

March 6

Laupahoehoe 85, Molokai 68  
Maryknoll 67, Kohala 61

March 7

Kohala 89, Molokai 69  
Laupahoehoe 67, Maryknoll 48

### 1971

March 4

At McKinley  
Hawaii Baptist 58, Kapaa 47  
St. Joseph 67, St. Anthony 41

March 5

At McKinley  
St. Anthony 55, Kapaa 52  
2) Lanai 39, Hawaii Baptist 38  
1) Kahuku 77, St. Joseph 50

March 6

At Honolulu International Center  
Hawaii Baptist 69, St. Joseph 64  
1) Kahuku 49, 2) Lanai 48

### 1972 At Hilo Civic Auditorium

March 2

1) St. Joseph 83, Kapaa 54  
2) Mid Pacific 50, Lanai 35  
Nanakuli 87, 3) Pahoia 61  
Laupahoehoe 70, 4) St. Anthony 61

March 3

Kapaa 60, Pahoia 47  
St. Anthony 58, Lanai 53  
Nanakuli 93, 1) St. Joseph 77  
Laupahoehoe 52, 2) Mid Pacific 51

March 4

Kapaa 57, St. Anthony 48  
St. Joseph 60, Mid Pacific 40  
Nanakuli 86, Laupahoehoe 83

### 1973

March 8

At Kauai  
1) Kahuku 76, Kauai 34  
Kau 48, St. Anthony 43  
At Kapaa  
2) University 64, Kapaa 47  
St. Joseph 54, Molokai 27

March 9

At Kauai  
St. Anthony 75, Kauai 45  
1) Kahuku 63, Kau 37  
At Kapaa  
Kapaa 57, Molokai 51  
2) University 53, St. Joseph 52

March 10

At Kauai  
St. Anthony 61, Kapaa 53  
St. Joseph 68, Kau 45  
1) Kahuku 67, 2) University 47

### 1974 At War Memorial Gym

March 7

1) Kahuku 55, Maui 35  
2) Pahoia 66, St. Anthony 47  
Kohala 39, 3) Kapaa 37  
Molokai 65, 4) University 60

March 8

University 61, St. Anthony 47  
Kapaa 58, Maui 56  
Molokai 70, 2) Pahoia 45  
1) Kahuku 65, Kohala 42

March 9

University 63, Kapaa 37  
Pahoia 55, Kohala 45  
1) Kahuku 72, Molokai 36

### 1975 At Molokai

March 6

1) Maryknoll 58, Kauai 29  
2) Nanakuli 77, Kohala 45  
St. Joseph 56, 4) Molokai 50  
3) St. Anthony 70, Lanai 50

March 7

Molokai 54, Kauai 36  
Kohala 66, Lanai 49  
2) Nanakuli 65, 3) St. Anthony 43  
1) Maryknoll 79, St. Joseph 47

March 8

Molokai 60, Kohala 47  
St. Anthony 63, St. Joseph 44  
2) Nanakuli 66, 1) Maryknoll 59

<b>1976 At Hilo Civic</b>
<u>March 11</u> 2) Kohala 67, Waimea 48 1) Nanakuli 84, Pahoa 50 Molokai 63, 3) University 57 4) St. Joseph 81, Lahainaluna 69
<u>March 12</u> Pahoa 66, Lahainaluna 61 University 74, Waimea 45 Molokai 66, 2) Kohala 47 1) Nanakuli 76, 4) St. Joseph 58
<u>March 13</u> University 98, Pahoa 75 St. Joseph 71, Kohala 70 (OT) 1) Nanakuli 63, Molokai 47

<b>1979 At Lanai</b>
<u>March 8</u> 1) Maryknoll 56, Molokai 47 2) Kahuku 68, Waiakea 57 3) Lanai 71, St. Anthony 54 4) St. Joseph 99, Waimea 84
<u>March 9</u> Molokai 73, Waimea 72 St. Anthony 66, Waiakea 62 (2OT) 1) Maryknoll 66, 4) St. Joseph 58 2) Kahuku 72, 3) Lanai 53
<u>March 10</u> Molokai 57, St. Anthony 46 Lanai 51, St. Joseph 45 1) Maryknoll 55, 2) Kahuku 50

<b>1977 At Kapaa</b>
<u>March 10</u> Hawaii Baptist 45, 3) St. Joseph 32 1) Kohala 61, Lanai 53 2) St. Anthony 74, Waialua 72 4) Mid Pacific 59, Waimea 55
<u>March 11</u> Lanai 52, Waimea 49 St. Joseph 60, Waialua 47 2) St. Anthony 52, Hawaii Baptist 47 1) Kohala 49, 4) Mid Pacific 38
<u>March 12</u> Lanai 56, St. Joseph 55 Hawaii Baptist 53, Mid Pacific 52 2) St. Anthony 57, 1) Kohala 53

<b>1980 At Hilo Civic</b>
<u>March 6</u> 1) Maryknoll 71, Kapaa 61 St. Anthony 49, 2) Honokaa 48 Laupahoehoe 47, 3) Lanai 41 St. Joseph 69, 4) Waialua 59
<u>March 7</u> Waialua 52, Kapaa 48 Lanai 54, Honokaa 42 Laupahoehoe 49, St. Anthony 38 1) Maryknoll 54, 4) St. Joseph 44
<u>March 8</u> Waialua 47, Lanai 45 St. Joseph 73, St. Anthony 42 1) Maryknoll 42, Laupahoehoe 27

<b>1978 At Hilo Civic</b>
<u>March 9</u> 1) Maryknoll 60, Molokai 41 4) Nanakuli 82, Pahoa 54 2) Kohala 79, Kauai 72 3) Lahainaluna 78, St. Joseph 46
<u>March 10</u> Molokai 73, Pahoa 51 St. Joseph 48, Kauai 40 3) Lahainaluna 78, 2) Kohala 64 1) Maryknoll 61, 4) Nanakuli 50
<u>March 11</u> Molokai 55, St. Joseph 42 Nanakuli 72, Kohala 62 1) Maryknoll 46, 3) Lahainaluna 39

<b>1981 At War Memorial Gym</b>
<u>March 12</u> Mid Pacific 46, 3) Laupahoehoe 44 1) University 36, Molokai 26 2) Waialua 63, Kauai 34 4) St. Anthony 64, Honokaa 60
<u>March 13</u> Honokaa 44, Molokai 38 Laupahoehoe 43, Kauai 40 2) Waialua 67, Mid Pacific 55 1) University 72, 4) St Anthony 38
<u>March 14</u> Laupahoehoe 48, Honokaa 40 Mid Pacific 54, St. Anthony 37 2) Waialua 56, 1) University 55

<b>1982 At Molokai</b>
<u>March 11</u> Lahainaluna 55, Mid Pacific 53 Kahuku 44, Molokai 32
<u>March 12</u> Mid Pacific 42, Molokai 34 Lahainaluna 86, Kahuku 83

**2007**Feb. 20

At Kaimuki  
 Farrington 56, Pahoia 46  
 McKinley 63, St. Joseph 48  
 At Farrington  
 Molokai 52, Hawaii Baptist 49 (OT)  
 Academy of the Pacific 60, Kauai 52

Feb. 21

At Kaimuki  
 St. Joseph 56, Pahoia 46  
 Farrington 58, (1) University 56  
 McKinley 58, (4) Seabury Hall 34  
 At Farrington  
 Hawaii Baptist 64, Kauai 52  
 (2) Aiea 80, Academy of the Pacific 56  
 (3) Kohala 67, Molokai 50

Feb. 22

At Kaimuki  
 Hawaii Baptist 47, St. Joseph 40  
 University 50, Seabury Hall 46  
 McKinley 33, Farrington 29  
 At Farrington  
 Academy of the Pacific 46, Molokai 29  
 (3) Kohala 76, (2) Aiea 72

Feb. 23

At Stan Sheriff Center  
 Academy of the Pacific 43, University 36  
 Farrington 71, Aiea 60  
 McKinley 55, (3) Kohala 28

**2008**

Feb. 16 (Play-in game at Radford)  
 Kaiser 81, Christian Academy 47

Feb. 20

At Moanalua  
 Hawaii Baptist 63, St. Joseph's 40  
 Kaiser 47, Word of Life 45  
 At Pearl City  
 Farrington 50, Lanai 39  
 McKinley 46, Kauai 42

Feb. 21

At Moanalua  
 St. Joseph 38, Word of Life 37  
 Hawaii Baptist 64, (4) Molokai 49  
 (1) Aiea 74, vs. Kaiser 61  
 At Pearl City  
 Kauai 60, Lanai 45  
 Farrington 53, (3) Kohala 34  
 McKinley 41, (2) University 38

Feb. 22

At Moanalua  
 St. Joseph 75, Kaua'i 70 (2OT)  
 Kaiser 70, Moloka'i 55  
 (1) Aiea 69, Hawai'i Baptist 55  
 At Pearl City  
 Kohala 65, University 60 (OT)  
 Farrington 31, McKinley 24

Feb. 23

At Neal Blaisdell Arena  
 Kohala 63, Kaiser 59  
 McKinley 41, Hawaii Baptist 38  
 Farrington 70, (1) Aiea 68 (OT)

**2009**March 4

At Farrington  
 Pahoia 48, University 45  
 Kapaa 66, Word of Life 58  
 At Kalani  
 Roosevelt 52, Hanalani 37  
 Kailua 77, Seabury Hall 53

March 5

At Farrington  
 University 54, Word of Life 52 (OT)  
 (4) Molokai 52, Pahoia 48  
 (1) Castle 49, Kapaa 46  
 At Kalani  
 Seabury Hall 58, Hanalani 39  
 (2) Kohala 70, Roosevelt 58  
 Kailua 59, (3) Hawaii Baptist 46

March 6

At Farrington  
 Seabury Hall 64, University 39  
 Pahoia 52, Kapaa 46  
 (1) Castle 57, (4) Molokai 44  
 At Kalani  
 Roosevelt 52, Hawaii Baptist 43  
 Kailua 66, (2) Kohala 57 (OT)

March 7

At Neal Blaisdell Arena  
 Pahoia 47, Roosevelt 44  
 Kohala 70, Molokai 55  
 Kailua 53, (1) Castle 36

**2010**March 4

At Farrington  
 Kapaa 35, (4) University 32  
 Pahoia 56, (1) Roosevelt 48  
 At Kalani  
 Academy of the Pacific 60 (2) Seabury Hall  
 57 (OT)  
 Kailua 54, (3) St. Joseph's 46

March 5

At Farrington  
 Roosevelt 48, University 38  
 Pahoia 52, Kapaa 36  
 At Kalani  
 St. Joseph's 72, Seabury Hall 64  
 Kailua 54, Academy of the Pacific 51

March 6

At Stan Sheriff Center  
 St. Joseph's 48, Roosevelt 42  
 Kapaa 55, Academy of the Pacific 37  
 Pahoia 41, Kailua 38

**2011**Feb. 17

At Kaimuki  
 University 43, (4) Kapaa 33  
 (1) Farrington 40, St. Joseph's 33  
 At Kalani  
 (3) Island Pacific 55, Seabury Hall 51  
 (2) Pahoa 68, McKinley 64 (OT)

Feb. 18

At Kalani  
 McKinley 68, Seabury Hall 52  
 St. Joseph's 49, Kapaa 44  
 At Kaimuki  
 (2) Pahoa 48, (3) Island Pacific 39  
 (1) Farrington 47, University 45

Feb. 19

At Stan Sheriff Center  
 McKinley 43, St. Joseph's 40  
 University 61, Island Pacific 33  
 (1) Farrington 58, (2) Pahoa 45

**2014**Feb. 20

At Kaimuki  
 (3) Seabury Hall 58, Damien 55  
 Hawaii Prep 44, (2) Kaiser 41  
 At Kalani  
 (4) Kohala 71, Kauai 56  
 Kalani 54, (1) Saint Francis 41

Feb. 21

At Kaimuki  
 Kaiser 71, Damien 48  
 Saint Francis 71, Kauai 61  
 At Kalani  
 Kalani 70, (4) Kohala 59  
 Hawaii Prep 58, (3) Seabury Hall 35

Feb. 22

At Neal Blaisdell Arena  
 Kaiser 41, Saint Francis 36  
 Seabury Hall 57, Kohala 45  
 Hawaii Prep 42, Kalani 33

**2012**Feb. 23

At Kaimuki  
 McKinley 77, (3) Kapaa 69  
 (2) Hawaii Prep 69, Hanalani 55  
 At Farrington  
 Seabury Hall 49, (4) Saint Francis 48  
 (1) Kalaheo 52, Kohala 39

Feb. 24

At Kaimuki  
 Saint Francis 72, Kohala 67  
 Hanalani 72, Kapaa 66 (OT)  
 At Farrington  
 McKinley 40, (2) Hawaii Prep 38  
 (1) Kalaheo 38, Seabury Hall 36

Feb. 25

At Neal Blaisdell Arena  
 Hanalani 53, Saint Francis 39  
 Hawaii Prep 85, Seabury Hall 57  
 (1) Kalaheo 57, McKinley 42

**2015**Feb. 26

At Farrington  
 Kalani 57, (1) Pahoa 52  
 (4) Hawaii Baptist 57, Kauai 45  
 At Kalani  
 Kohala 76, (3) Seabury Hall 51  
 (2) Kaiser 61, Damien 58

Feb. 27

At Kalani  
 Pahoa 74, Kauai 70  
 Damien 66, Seabury Hall 55  
 At Farrington  
 Kalani 37, (4) Hawaii Baptist 32  
 (2) Kaiser 50, Kohala 47

Feb. 28

At Stan Sheriff Center  
 Damien 43, Pahoa 42  
 Kohala 69, Hawaii Baptist 48  
 (2) Kaiser 49, Kalani 45

**2013**Feb. 21

At Kaimuki  
 (4) Hawaii Prep 68, Kapaa 36  
 (1) Saint Francis 64, Waianae 34  
 At Kalani  
 (3) Seabury Hall 59, University 56 (OT)  
 (2) Kailua 47, Pahoa 42

Feb. 22

At Kalani  
 Waianae 50, Kapaa 39  
 Pahoa 55, University 52  
 At Kaimuki  
 (1) Saint Francis 55, (4) Hawaii Prep 53  
 (2) Kailua 49, (3) Seabury Hall 36

Feb. 23

At Neal Blaisdell Arena  
 Pahoa 47, Waianae 42  
 Hawaii Prep 76, Seabury Hall 52  
 (1) Saint Francis 39, (2) Kailua 34

**2016**Feb. 18

At Kaimuki  
 Seabury Hall 38, (4) St. Joseph 33  
 (1) Saint Francis 50, Kalani 33  
 At Farrington  
 University 51, (3) Kapaa 35  
 Honokaa 40, (2) Roosevelt 37

Feb. 19

At Farrington  
 Kalani 50, St. Joseph 48 (OT)  
 Roosevelt 58, Kapaa 50  
 At Kaimuki  
 University 54, Honokaa 39  
 Seabury Hall 40, (1) Saint Francis 37 (OT)

Feb. 20

At Stan Sheriff Center  
 Kalani 47, Roosevelt 31  
 Saint Francis 58, Honokaa 52  
 University 46, Seabury Hall 31

**2017**Feb. 15

At Kalani  
 (4) Honokaa 71, Kauai 55  
 (1) Saint Francis 80, Farrington 43  
 At Saint Francis  
 (2) Seabury Hall 47, Hawaii Prep 25  
 (3) Kalani 51, Le Jardin 38

Feb. 16

At Saint Francis  
 Farrington 69, Kauai 68 (OT)  
 Le Jardin 44, Hawaii Prep 40  
 At Kalani  
 (1) Saint Francis 78, (4) Honokaa 50  
 (3) Kalani 56, (2) Seabury Hall 46 (OT)

Feb. 17

At Stan Sheriff Center  
 Le Jardin 57, Farrington 53  
 Seabury Hall 52, Honokaa 43  
 (1) Saint Francis 52, (3) Kalani 46

**2018**Feb. 14

At Saint Francis  
 Kauai 53, (4) Hawaii Prep 50  
 (1) Saint Francis 62, Roosevelt 51  
 At Iolani (Moved from Kaimuki due to weather)  
 Damien 57, (3) Seabury Hall 45  
 (2) Kalani 51, Honokaa 33

Feb. 15

At Kaimuki  
 Honokaa 47, Seabury Hall 41  
 Roosevelt 44, Hawaii Prep 43  
 At Saint Francis  
 Damien 45, (2) Kalani 37  
 (1) Saint Francis 65, Kauai 42

Feb. 16

At Stan Sheriff Center  
 Roosevelt 54, Honokaa 44  
 Kalani 42, Kauai 38  
 (1) Saint Francis 76, Damien 52

**2019**Feb. 21

At Kalani  
 (4) Seabury Hall 42, Kaiser 39  
 (1) Damien 73, Kohala 42  
 At Saint Francis  
 (3) Hawaii Prep 50, University 42  
 (2) Farrington 62, Kauai 52

Feb. 22

At Saint Francis  
 Kaiser 75, Kohala 57  
 Kauai 50, University 48 (OT)  
 At Kalani  
 (1) Damien 78, (4) Seabury Hall 50  
 (2) Farrington 58, (3) Hawaii Prep 44

Feb. 23

At Stan Sheriff Center  
 Kauai 52, Kaiser 38  
 Hawaii Prep 48, Seabury Hall 34  
 (1) Damien 73, (2) Farrington 50

**2020**Feb. 21

At Kaimuki  
 (4) Roosevelt 58, Seabury Hall 35  
 (1) Hawaii Prep 63, University 46  
 At Kalani  
 Kohala 68, (3) Kauai 64  
 McKinley 51, (2) Hanalani 50

Feb. 22

At Kalani  
 Seabury Hall 45, University 31  
 Kauai 48, Hanalani 46  
 At Kaimuki  
 (4) Roosevelt 41, (1) Hawaii Prep 37  
 Kohala 45, McKinley 27

Feb. 23

At Stan Sheriff Center  
 Kauai 52, Seabury Hall 49  
 Hawaii Prep 51, McKinley 39  
 Kohala 51, (4) Roosevelt 48

**2022**Feb. 24

At Kalani  
 (5) Maui Prep 75, (4) Kapaa 50  
 (1) Kohala 60, Waipahu 45  
 At Kaimuki  
 (3) Hawaii Baptist 54, Seabury Hall 39  
 (2) Kaimuki 74, Le Jardin 61

Feb. 25

At Kaimuki  
 Kapaa 66, Waipahu 59 (2OT)  
 Le Jardin 62, Seabury Hall 54 (OT)  
 At Kalani  
 (5) Maui Prep 65, (1) Kohala 46  
 (2) Kaimuki 72, (3) Hawaii Baptist 59

Feb. 23

At Neal Blaisdell Arena  
 Kapaa 53, Le Jardin 45  
 Kohala 78, Hawaii Baptist 46  
 (5) Maui Prep 65, (2) Kaimuki 35

**2023**Feb. 4 (Play-in game at Honokaa)  
Honokaa 79, Maui Prep 50Feb. 8

At Kalani  
 Hawaii Baptist 63, (4) Seabury Hall 62  
 (1) Kohala 55, Kalani 45  
 At Damien  
 (3) Kauai 62, Honokaa 47  
 University 48, (2) Farrington 29

Feb. 9

At Damien  
 Seabury Hall 50, Kalani 36  
 Honokaa 63, Farrington 59  
 At Kalani  
 (1) Kohala 61, Hawaii Baptist 45  
 University 56, (3) Kauai 45

Feb. 23

(At Damien) Seabury Hall 68, Honokaa 52  
 At Stan Sheriff Center  
 Kauai 65, Hawaii Baptist 41  
 (1) Kohala 40, University 38

# 2024 – Boys Basketball - Division 2: 8-team tournament (Kalani gym, Kaimuki gym, Blaisdell Arena)

Saturday  
Feb. 24

Friday  
Feb. 23

Thursday  
Feb. 22

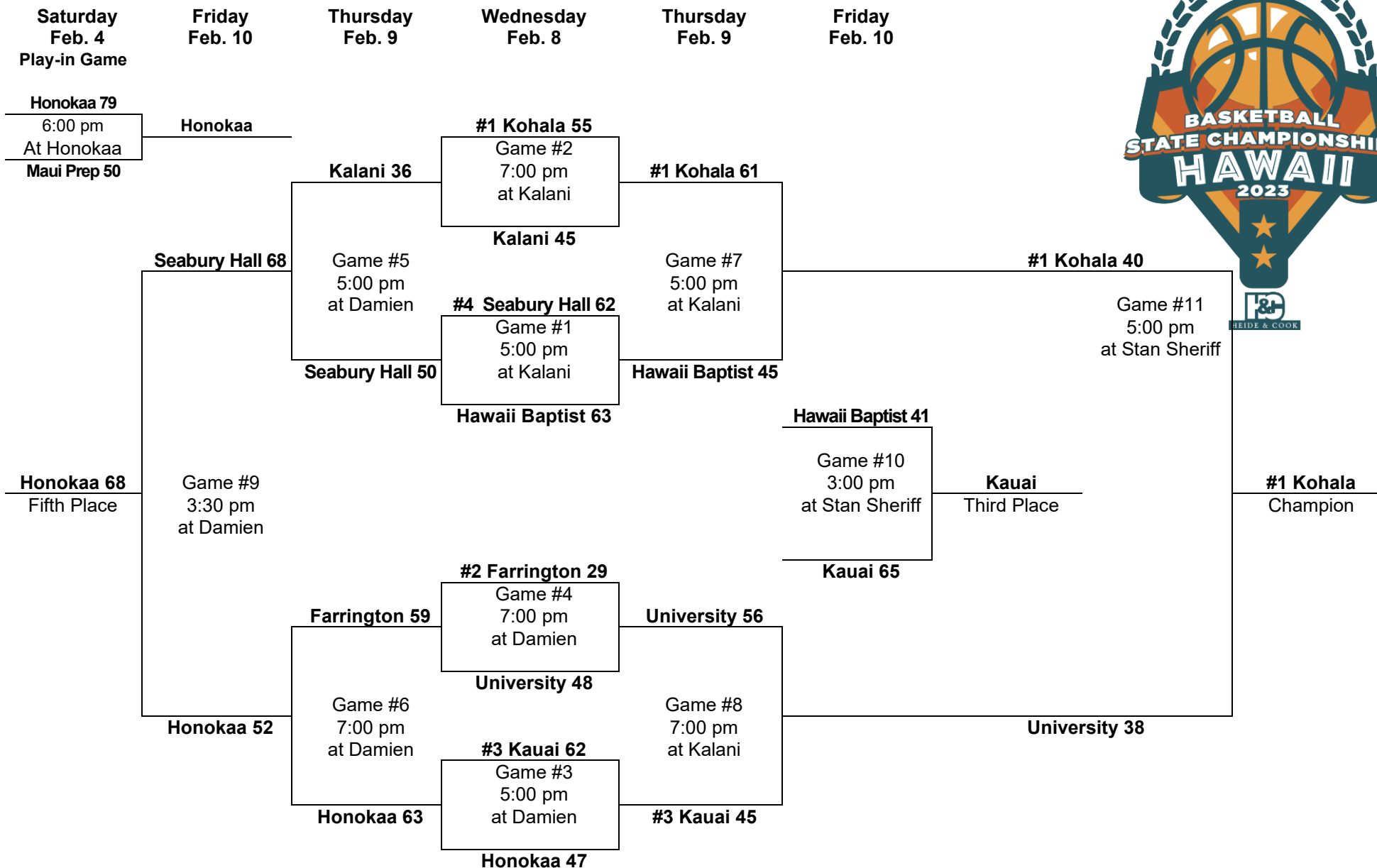
Friday  
Feb. 23

Saturday  
Feb. 24



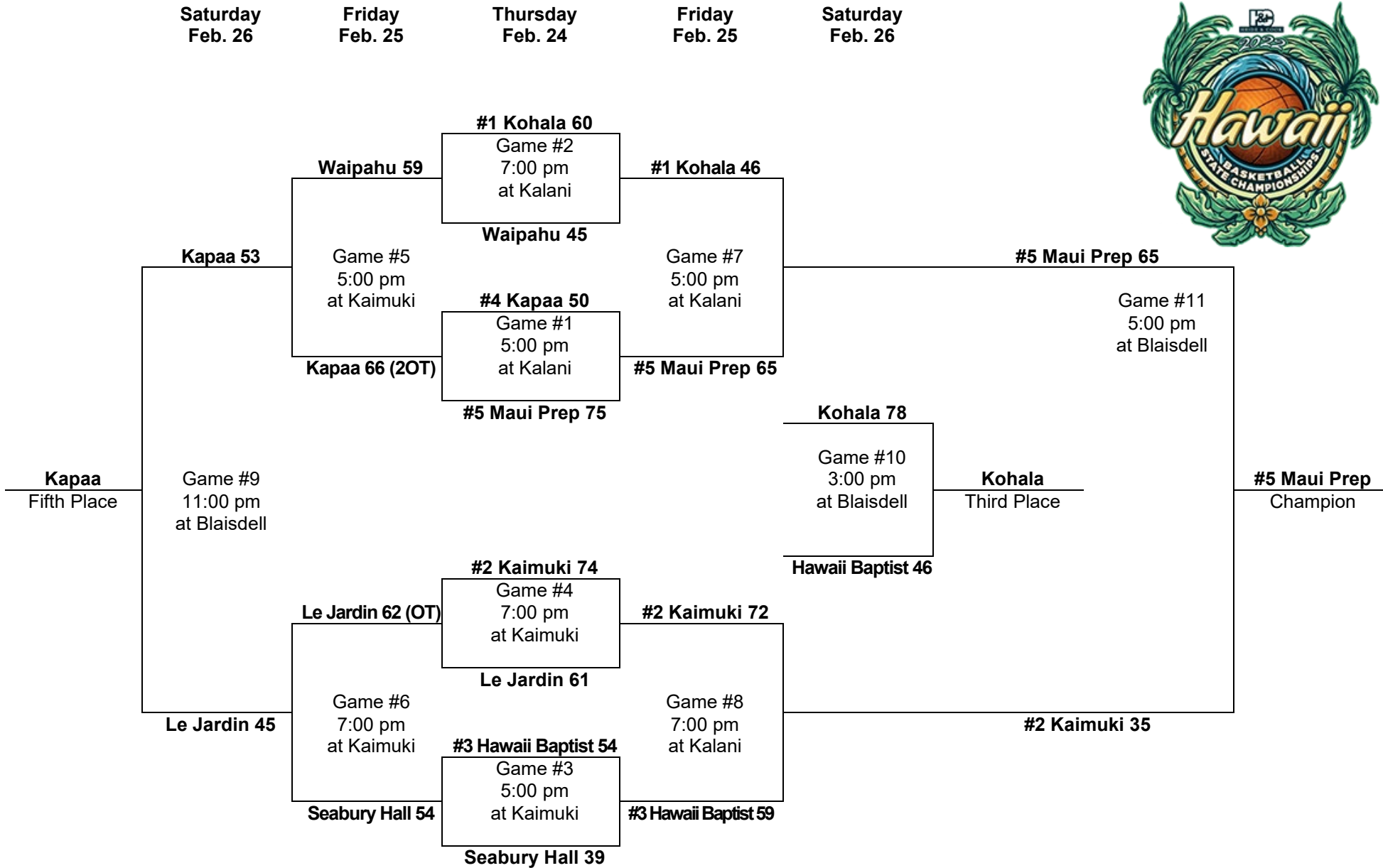
PARTICIPATING TEAMS					ALL TOURNAMENT TEAM: Most Outstanding Player
<b>OIA (2)</b> 1. 2.	<b>ILH (2)</b> 1. 2.	<b>BIIF (2)</b> 1. 2.	<b>MIL (1)</b> 1.	<b>KIF (1)</b> 1.	

# 2023 – Boys Basketball - Division 2: 8-team tournament (Kalani gym, Damien Memorial gym, Stan Sheriff Center)



PARTICIPATING TEAMS					ALL TOURNAMENT TEAM:
<b>OIA (2)</b> 1. Farrington 2. Kalani	<b>ILH (2)</b> 1. Hawaii Baptist 2. University	<b>BIIF (1/2)</b> 1. Kohala 2. Honokaa	<b>MIL (1/2)</b> 1. Seabury Hall	<b>KIF (1)</b> 1. Kauai	<b>Layden Kauka, Kohala</b> – Most Outstanding Player Landon Kauka, Kohala Koa Laboy, University Joshua Rego, Kauai Trey Ambrozich, University Duke Mobley, University

# 2022 – Boys Basketball - Division 2: 8-team tournament (Kalani gym, Kaimuki gym, Neal Blaisdell Arena)



## PARTICIPATING TEAMS

<b>OIA (2)</b> 1. Kaimuki 2. Waipahu	<b>ILH (2)</b> 1. Hawaii Baptist 2. Le Jardin	<b>BIIF (1)</b> 1. Kohala	<b>MIL (2)</b> 1. Maui Prep 2. Seabury Hall	<b>KIF (1)</b> 1. Kapaa
--	---	------------------------------	---	----------------------------

## ALL TOURNAMENT TEAM:

**Drew Triplett, Maui Preparatory** – Most Outstanding Player  
 O'Shen Cazimero, Kohala      La'akea Kauka, Kohala  
 Jimmy Falk, Maui Preparatory      Dylan Falk, Maui Preparatory  
 Jeremiah White, Kaimuki



# 2020 – Boys Basketball - Division 2: 8-team tournament (Kalani gym, Kaimuki gym, Stan Sheriff Center)



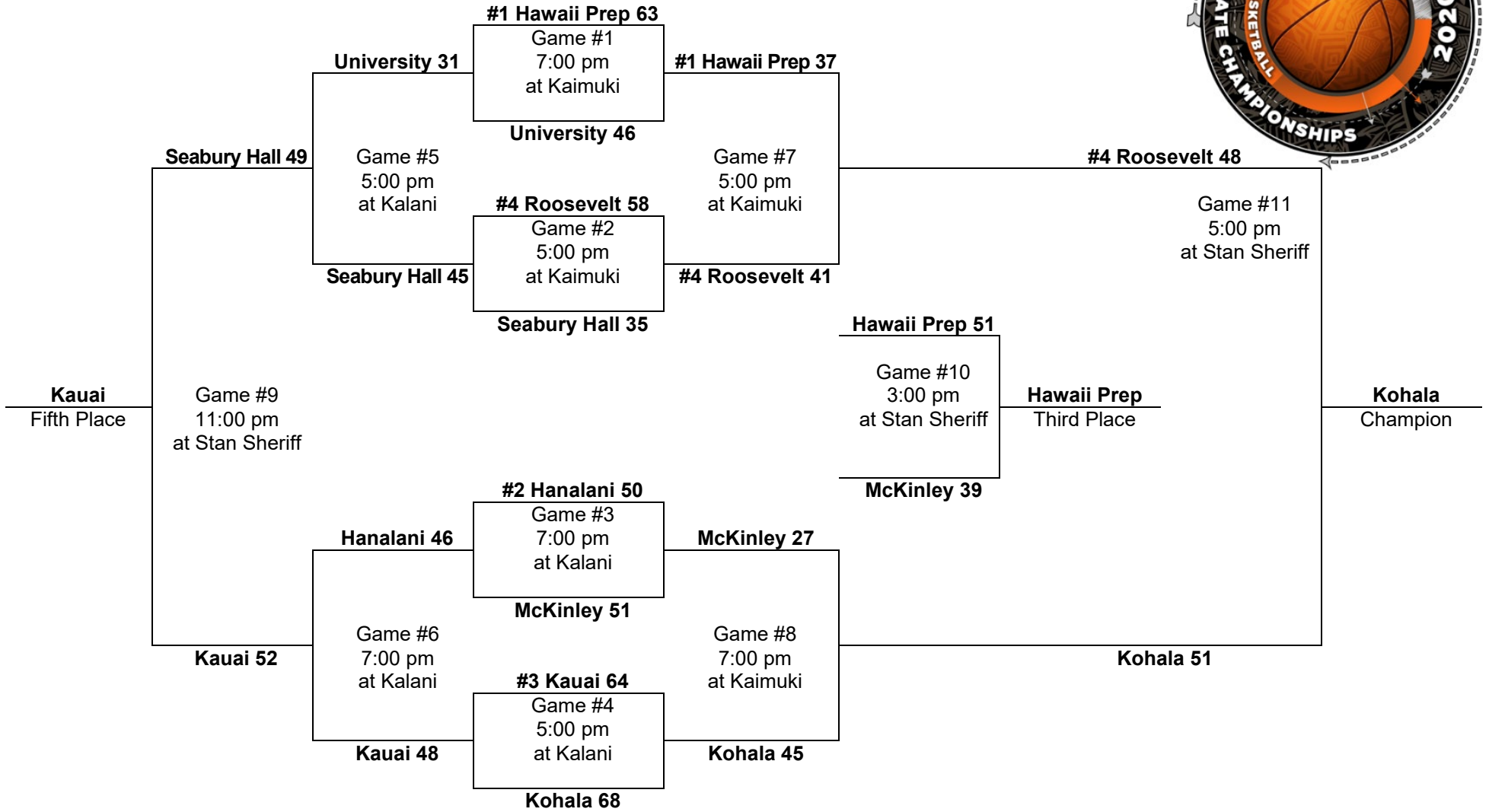
**Friday**  
Feb. 21

**Thursday**  
Feb. 20

**Wednesday**  
Feb. 19

**Thursday**  
Feb. 20

**Friday**  
Feb. 21



PARTICIPATING TEAMS					ALL TOURNAMENT TEAM:
<b>OIA (2)</b> 1. Roosevelt 2. McKinley	<b>ILH (2)</b> 1. Hanalani 2. University	<b>BIIF (2)</b> 1. Hawaii Prep 2. Kohala	<b>MIL (1)</b> 1. Seabury Hall	<b>KIF (1)</b> 1. Kauai	<b>O'shen Cazimero, Kohala</b> – Most Outstanding Player Frank Camacho, McKinley Logan Quilan, Roosevelt Kelsen-Jaye Walker, Hawaii Prep
					Molonai Emeliano, Kohala Drake Watanabe, Roosevelt

# 2019 – Boys Basketball - Division 2: 8-team tournament (Kalani gym, Saint Francis gym, Stan Sheriff Center)



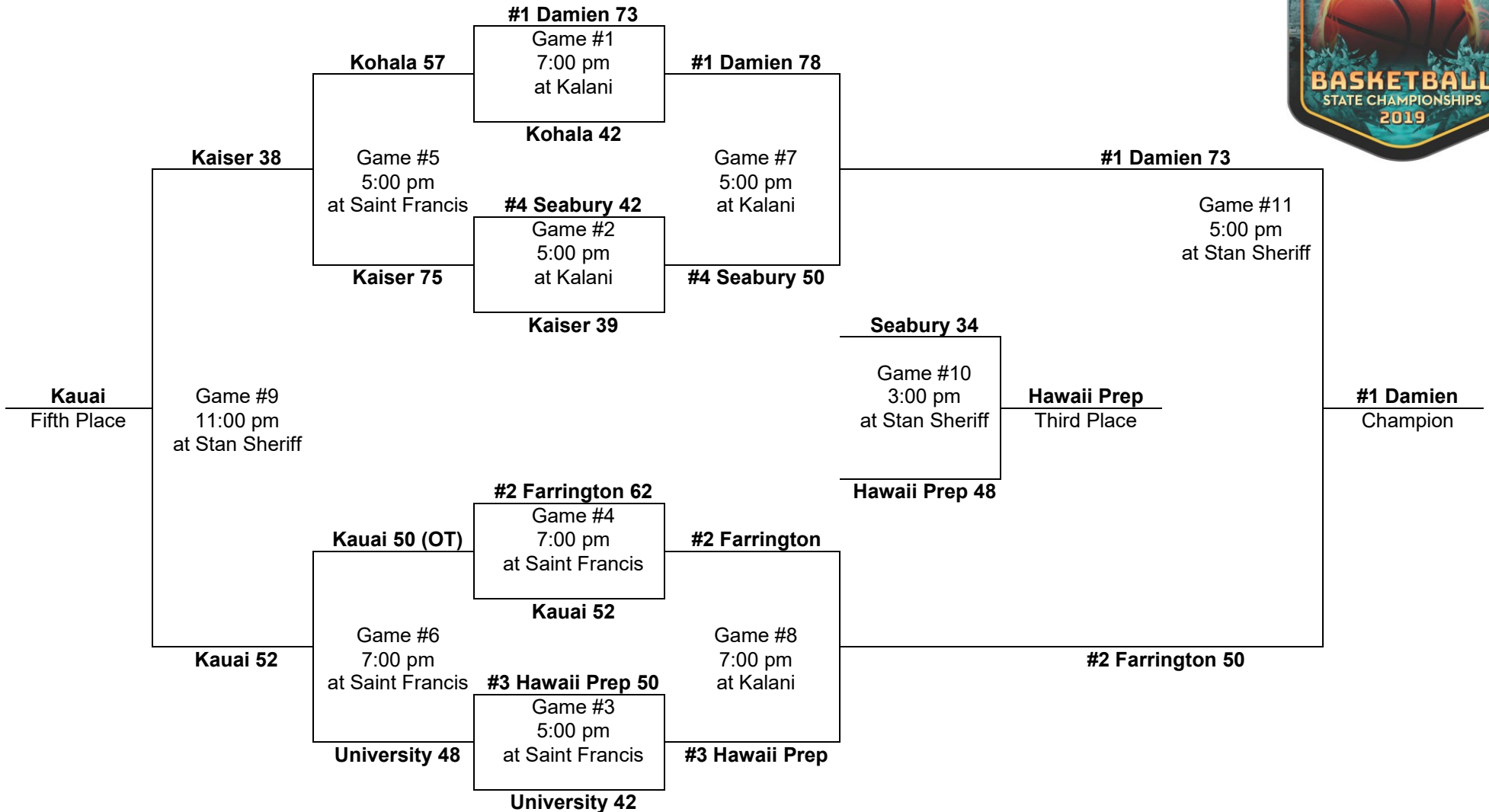
**Saturday**  
Feb. 23

**Friday**  
Feb. 22

**Thursday**  
Feb. 21

**Friday**  
Feb. 22

**Saturday**  
Feb. 23



PARTICIPATING TEAMS					ALL TOURNAMENT TEAM:	
<b>OIA (2)</b> 1. Farrington 2. Kaiser	<b>ILH (2)</b> 1. Damien 2. University	<b>BIIF (2)</b> 1. Hawaii Prep 2. Kohala	<b>MIL (1)</b> 1. Seabury	<b>KIF (1)</b> 1. Kauai	<b>Bryce Forbes, Damien</b> – Most Outstanding Player	
					Raefe McEnroe, Farrington	Hayden Bayudan, Damien
					Jake Holtz, Damien	Kama Konohia, Seabury
					Valentinas Ulinas, Hawaii Prep	

# 2018 – Boys Basketball - Division 2: 8-team tournament (Kaimuki gym, Iolani gym, Saint Francis gym, Stan Sheriff Center)

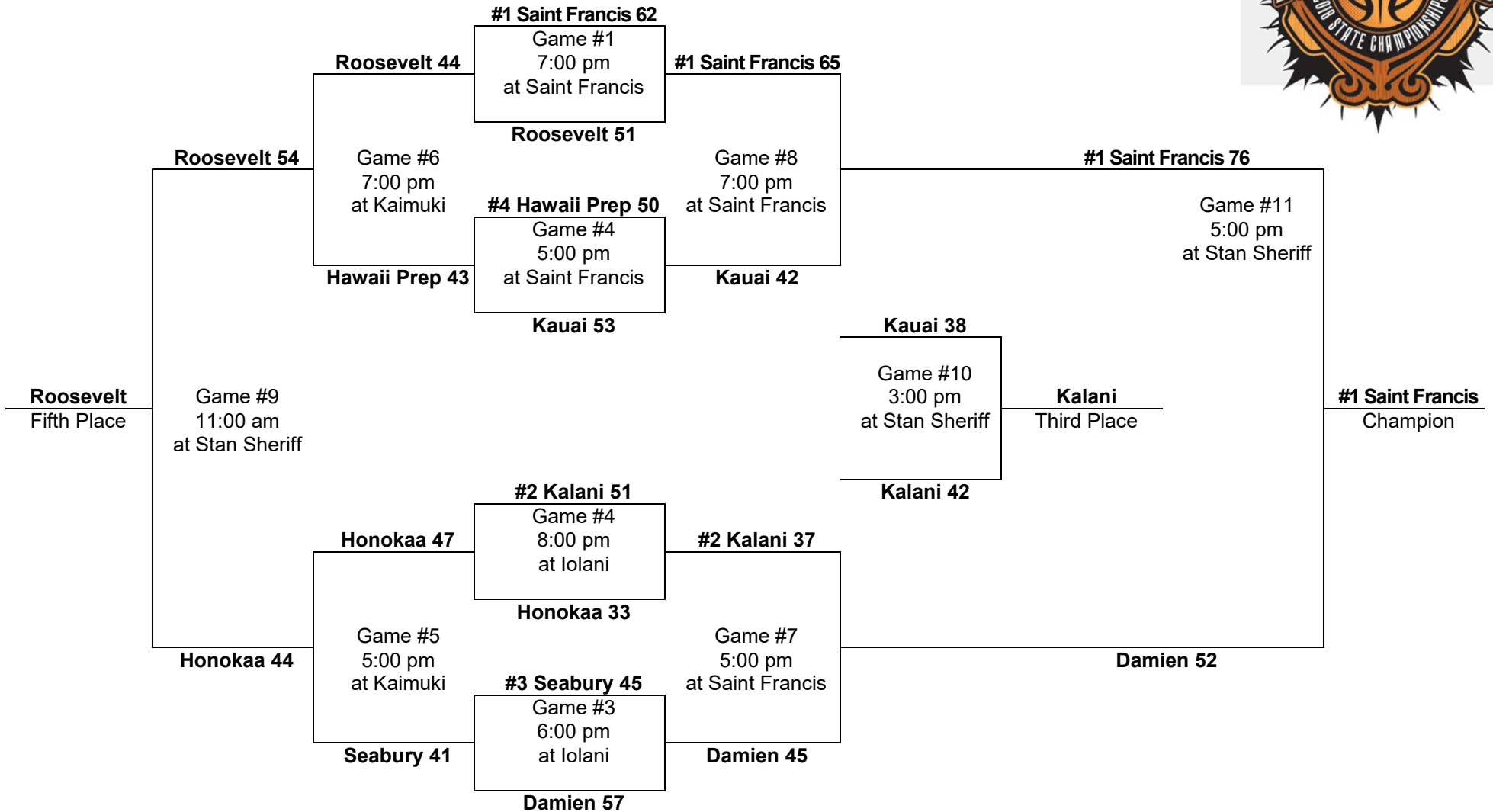
Friday  
Feb. 16

Thursday  
Feb. 15

Wednesday  
Feb. 14

Thursday  
Feb. 15

Friday  
Feb. 16



PARTICIPATING TEAMS					ALL-TOURNAMENT TEAM:	
<b>OIA (2)</b> 1. Kalani 2. Roosevelt	<b>ILH (2)</b> 1. Saint Francis 2. Damien	<b>BIIF (2)</b> 1. Hawaii Prep 2. Honokaa	<b>MIL (1)</b> 1. Seabury	<b>KIF (1)</b> 1. Kauai	<b>Kameron Ng, Saint Francis</b> – Most Outstanding Player	
					Kordel Ng, Saint Francis Micah Visoria, Roosevelt Lindon Sevilleja, Damien	
					Boris Vukovic, Saint Francis Kolin Galdiano, Damien	

# 2017 – Boys Basketball - Division 2: 8-team tournament (Kalani gym, Saint Francis gym, Stan Sheriff Center)



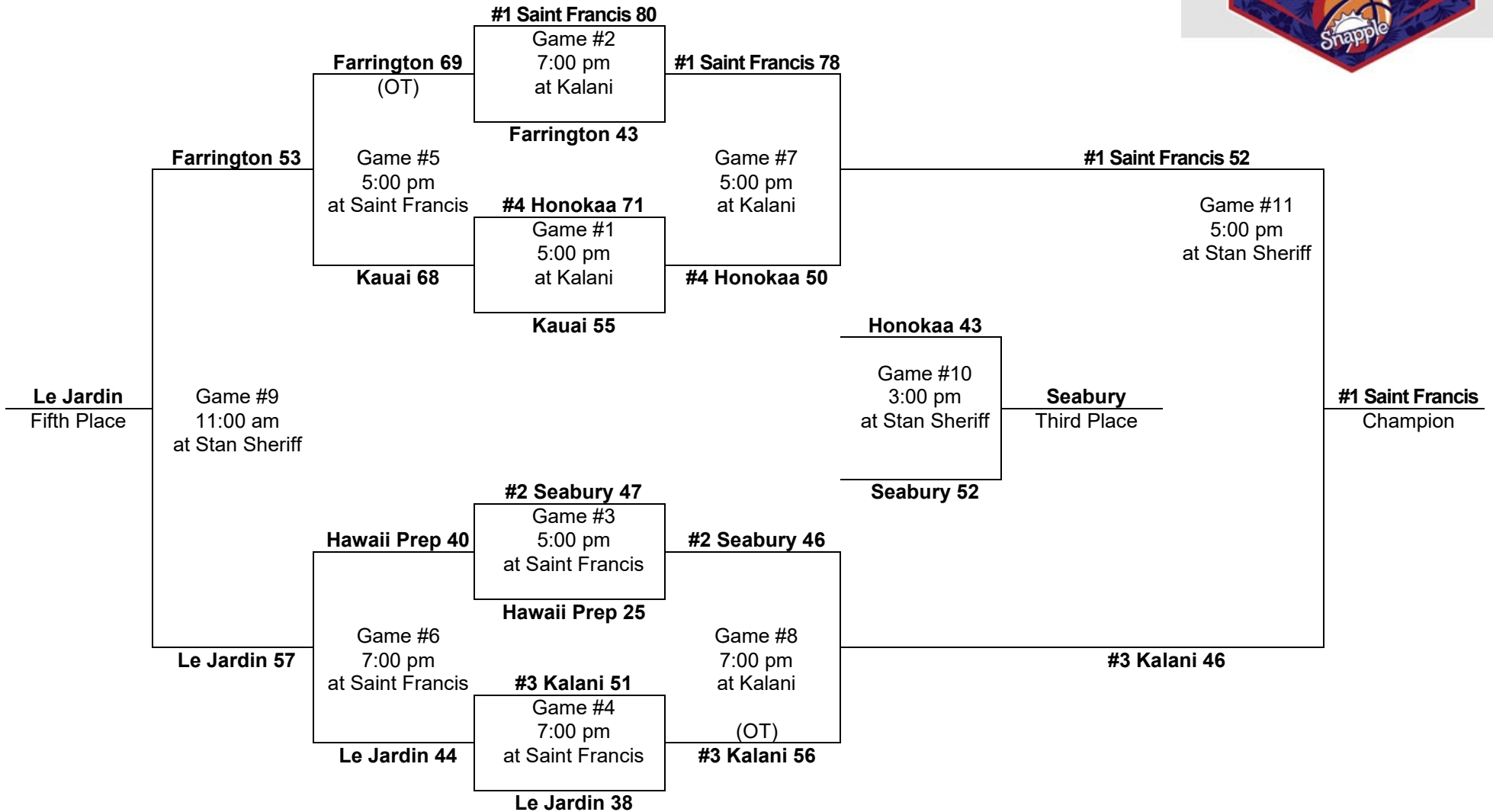
Friday  
Feb. 17

Thursday  
Feb. 16

Wednesday  
Feb. 15

Thursday  
Feb. 16

Friday  
Feb. 17



PARTICIPATING TEAMS					ALL-TOURNAMENT TEAM:	
<b>OIA (2)</b> 1. Kalani 2. Farrington	<b>ILH (2)</b> 1. Saint Francis 2. Le Jardin	<b>BIIF (2)</b> 1. Honokaa 2. Hawaii Prep	<b>MIL (1)</b> 1. Seabury	<b>KIF (1)</b> 1. Kauai	<b>Kameron Ng, Saint Francis</b> – Most Outstanding Player	Boris Vukovic, Saint Francis
					Micah Kawano, Kalani	Jaemi Harris, Kalani
					Jerry Lawson, Le Jardin	Peter Konohia, Seabury Hall

# 2016 – Boys Basketball - Division 2: 8-team tournament (Kaimuki gym, Farrington, gym, Stan Sheriff Center)



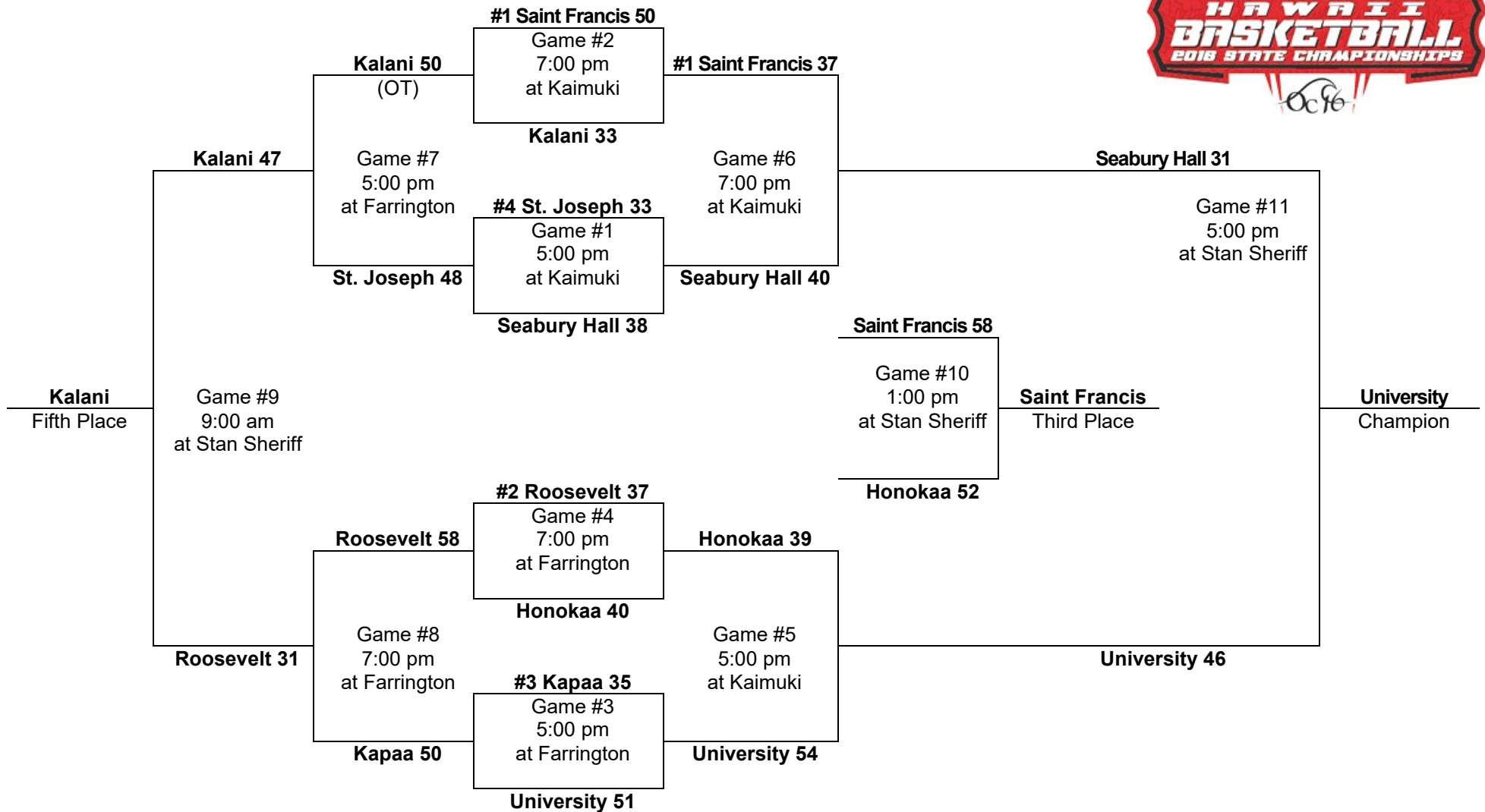
**Saturday**  
Feb. 20

**Friday**  
Feb. 19

**Thursday**  
Feb. 18

**Friday**  
Feb. 19

**Saturday**  
Feb. 20



PARTICIPATING TEAMS					ALL-TOURNAMENT TEAM:
<b>OIA (2)</b>	<b>ILH (2)</b>	<b>BIIF (2)</b>	<b>MIL (1)</b>	<b>KIF (1)</b>	<b>Anson Canancia, University</b> – Most Outstanding Player
1. Roosevelt	1. Saint Francis	1. St. Joseph	1. Seabury Hall	1. Kapaa	Ryan Hobus, University
2. Kalani	2. University	2. Honokaa			Isaiah Payne, Seabury Hall
					Supilani Mailei, Saint Francis
					Kea Callihan, Honokaa
					Cameron Hanisch, Seabury Hall
					<b>Leading scorer:</b>

# 2015 – Boys Basketball - Division 2: 8-team tournament (Farrington gym, Kalani gym, Stan Sheriff Center)



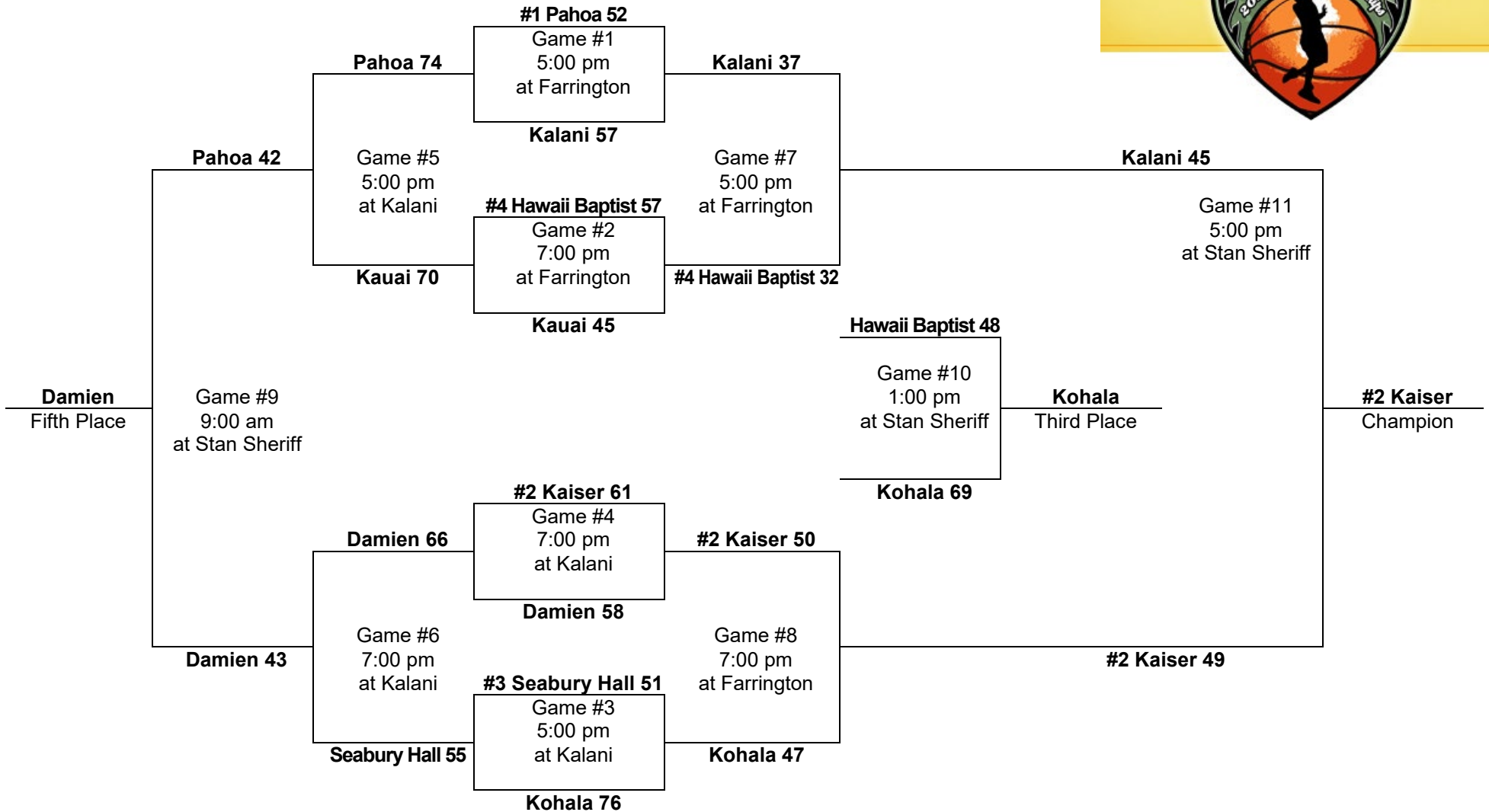
**Saturday**  
Feb. 28

**Friday**  
Feb. 27

**Thursday**  
Feb. 26

**Friday**  
Feb. 27

**Saturday**  
Feb. 28



PARTICIPATING TEAMS					ALL-TOURNAMENT TEAM:
<b>OIA (2)</b> 1. Kaiser 2. Kalani	<b>ILH (2)</b> 1. Hawaii Baptist 2. Damien	<b>BIIF (2)</b> 1. Pahoa 2. Kohala	<b>MIL (1)</b> 1. Seabury Hall	<b>KIF (1)</b> 1. Kauai	<b>Keoua Mahiko, Kaiser</b> – Most Outstanding Player Chance Kalaugher, Kaiser Isaac Liva, Hawaii Baptist Corey Mitchell, Kalani
					Kealen Figueroa, Kohala Tolby Saito, Pahoa
					<b>Leading scorer:</b>

# 2014 – Boys Basketball - Division 1: 8-team tournament (Kaimuki gym, Kalani gym, Neal S. Blaisdell Arena)

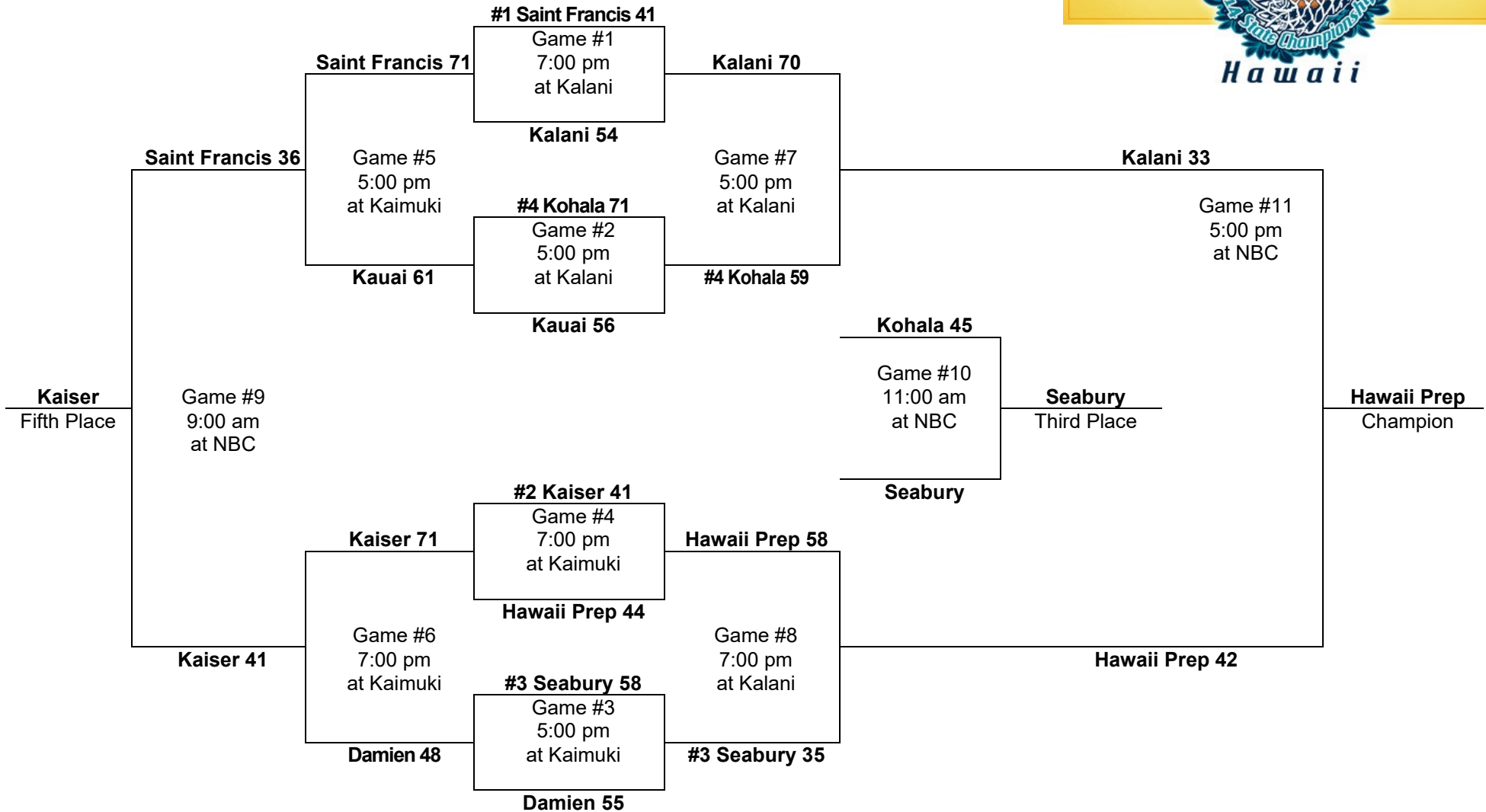
Saturday  
Feb. 22

Friday  
Feb. 21

Thursday  
Feb. 20

Friday  
Feb. 21

Saturday  
Feb. 22



PARTICIPATING TEAMS					ALL-TOURNAMENT TEAM:
<b>OIA (2)</b>	<b>ILH (2)</b>	<b>BIIF (2)</b>	<b>MIL (1)</b>	<b>KIF (1)</b>	<b>David Ovbagbedia, Hawaii Prep</b> – Most Outstanding Player
1. Kaiser	1. Saint Francis	1. Kohala	1. Seabury	1. Kauai	Justas Gecaus, Hawaii Prep
2. Kalani	2. Damien	2. Hawaii Prep			Cameron King, Seabury Hall
					Mikala Jordan, Kohala
					Brandon Roberts, Kalani
					Nicky Palleschi, Hawaii Prep
					<b>Leading scorer:</b>

# 2013 – Boys Basketball - Division 1: 8-team tournament (Kaimuki gym, Kalani gym, Neal S. Blaisdell Arena)

*Hawaiian Airlines*



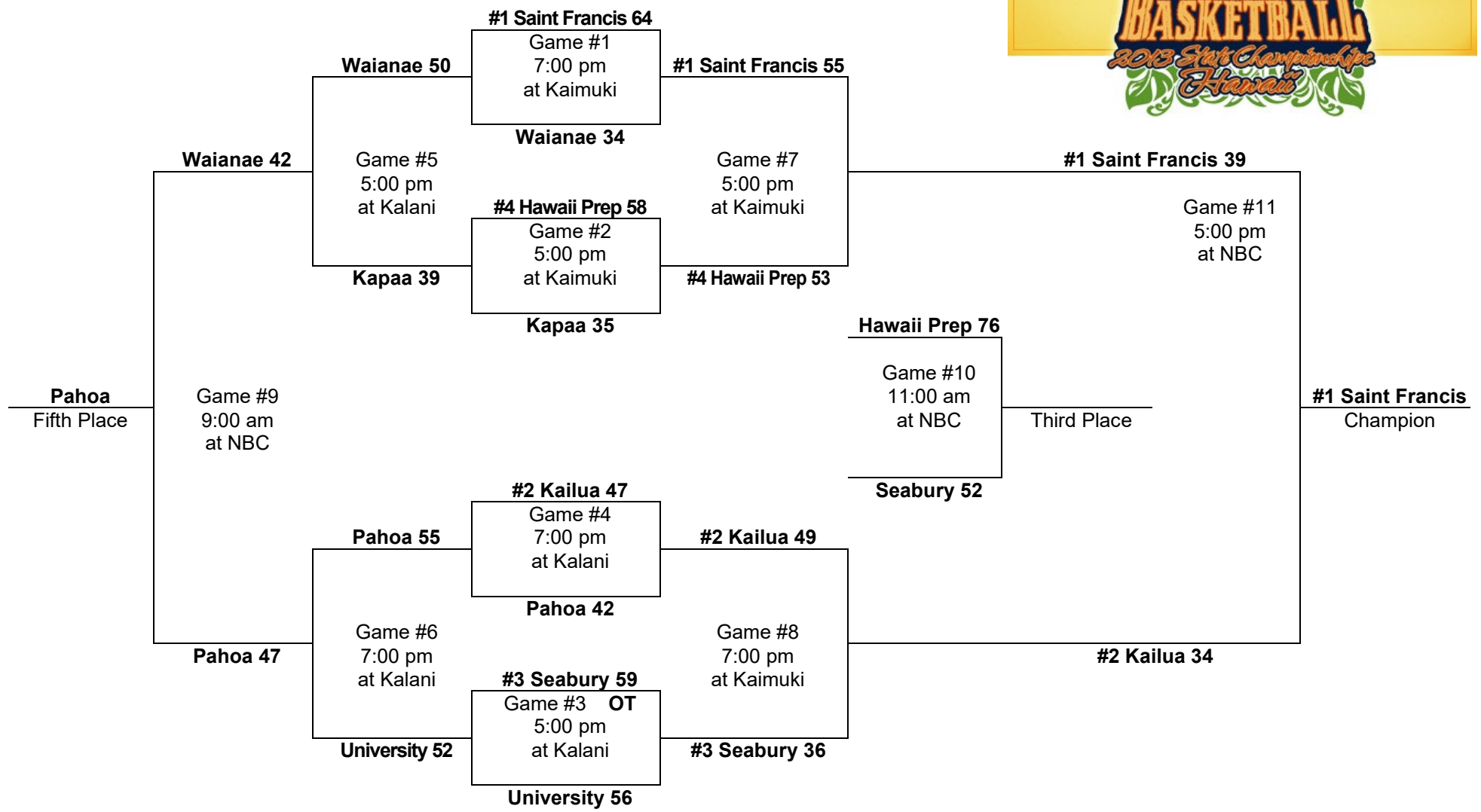
**Saturday**  
Feb. 23

**Friday**  
Feb. 22

**Thursday**  
Feb. 21

**Friday**  
Feb. 22

**Saturday**  
Feb. 23



PARTICIPATING TEAMS					ALL-TOURNAMENT TEAM:
<b>OIA (2)</b>	<b>ILH (2)</b>	<b>BIIF (2)</b>	<b>MIL (1)</b>	<b>KIF (1)</b>	<b>Matthew Nuumania, Saint Francis</b> – Most Outstanding Player
1. Kailua	1. Saint Francis	1. Hawaii Prep	1. Seabury	1. Kapaa	Joan Crnic, Hawaii Prep
2. Waianae	2. University	2. Pahoa			Nicklas Fisher, Pahoa
					Kirk Ronolo, Jr, Kailua
					Austin Ursua, Saint Francis
					Keoni Tom-Millare, Saint Francis
					<b>Leading scorer:</b>



# 2012 – Boys Basketball - Division 1: 8-team tournament (Kaimuki gym, Farrington gym, Neal S. Blaisdell Arena)

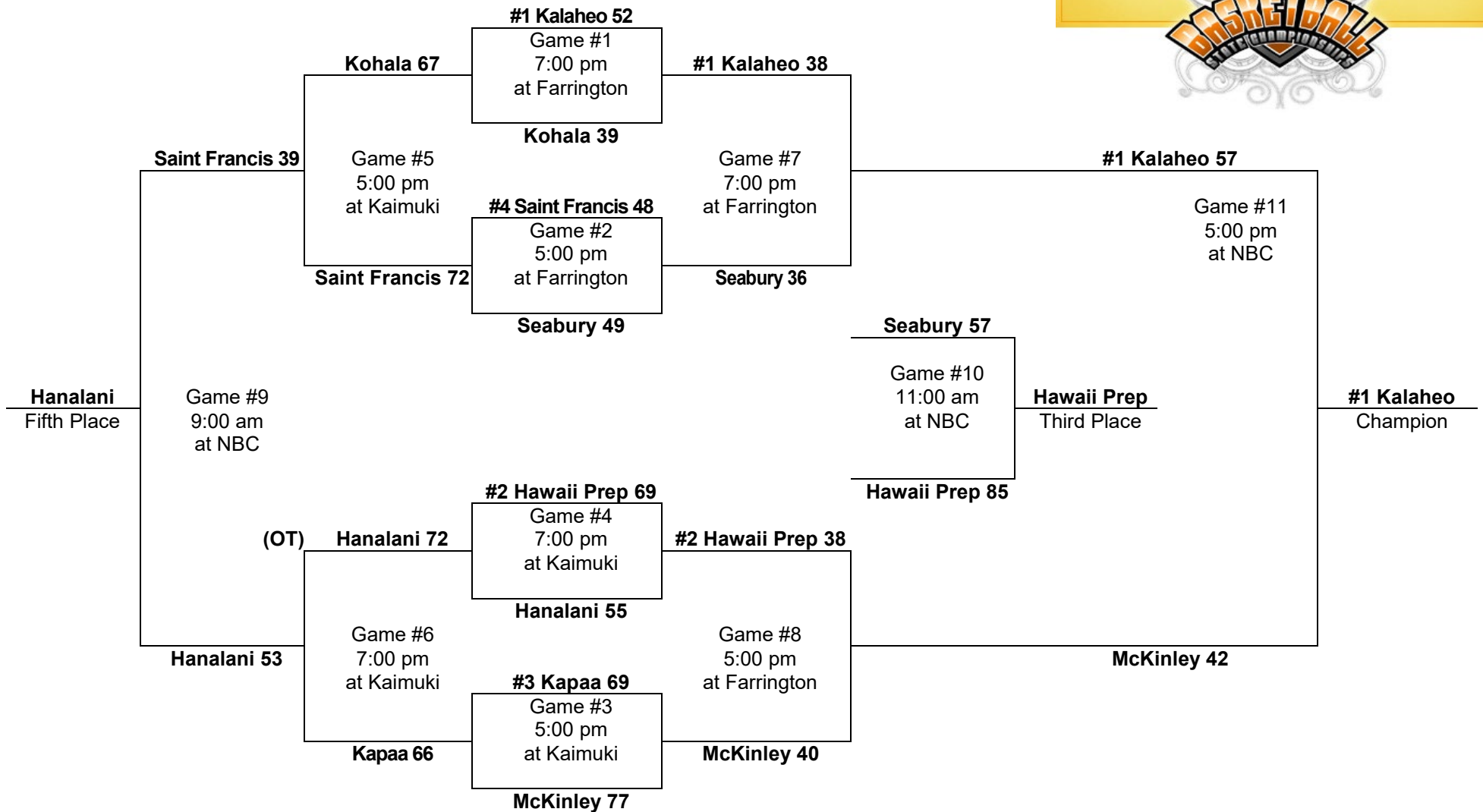
Saturday  
Feb. 25

Friday  
Feb. 24

Thursday  
Feb. 23

Friday  
Feb. 24

Saturday  
Feb. 25



PARTICIPATING TEAMS					ALL-TOURNAMENT TEAM:
<b>OIA (2)</b> 1. Kalaheo 2. McKinley	<b>ILH (2)</b> 1. Saint Francis 2. Hanalani	<b>BIIF (2)</b> 1. Hawaii Prep 2. Kohala	<b>MIL (1)</b> 1. Seabury	<b>KIF (1)</b> 1. Kapaa	<b>Josh Ko, Kalaheo – Most Outstanding Player</b> Dakota, Berman, Hawaii Prep Alex Ironside, McKinley
					Nanoa Frank, Kalaheo Shane Jacob, Seabury
					<b>Leading scorer:</b>

# 2011 – Boys Basketball - Division 1: 8-team tournament (Kaimuki gym, Kalani gym, Neal S. Blaisdell Arena)



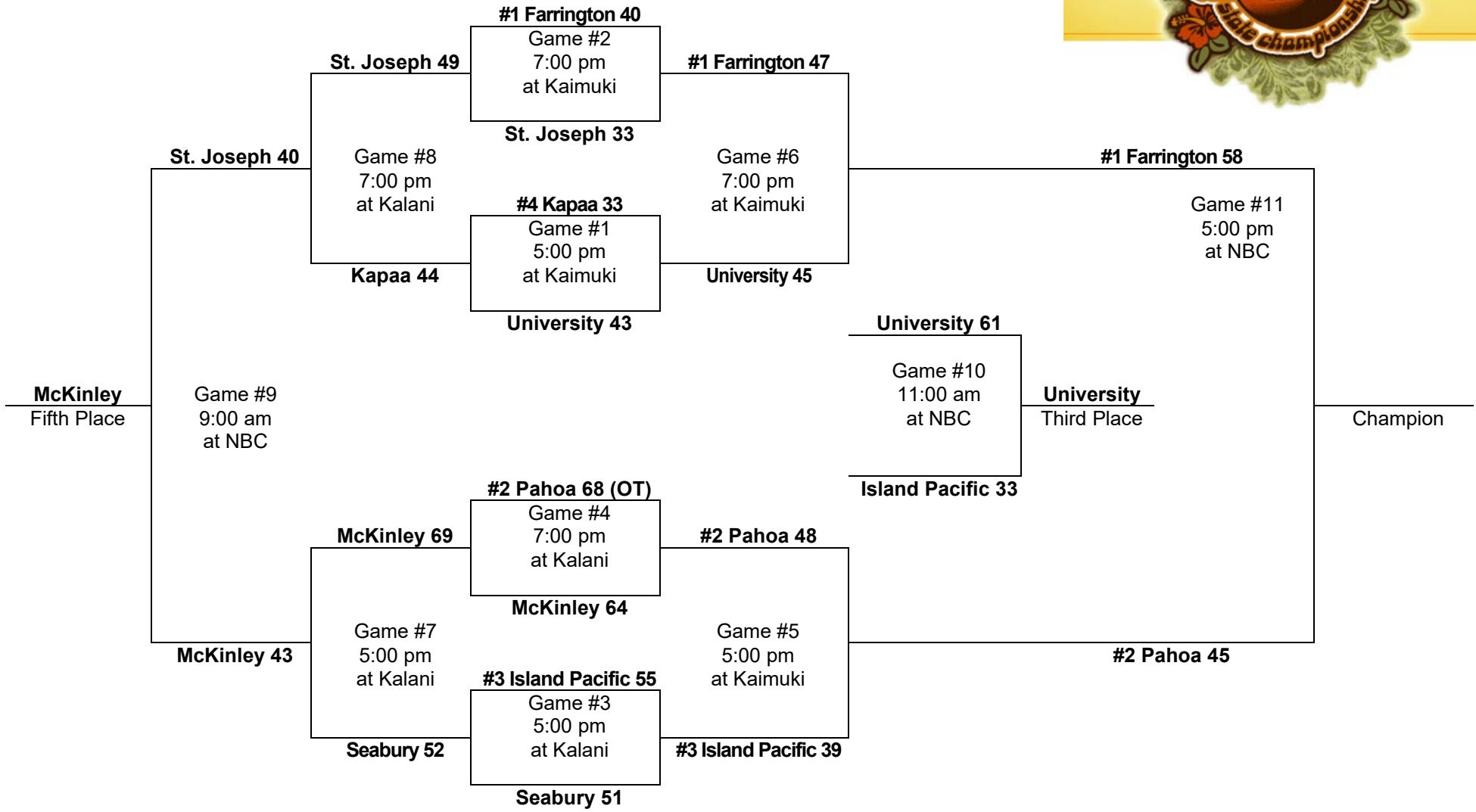
Saturday  
Feb. 19

Friday  
Feb. 18

Thursday  
Feb. 17

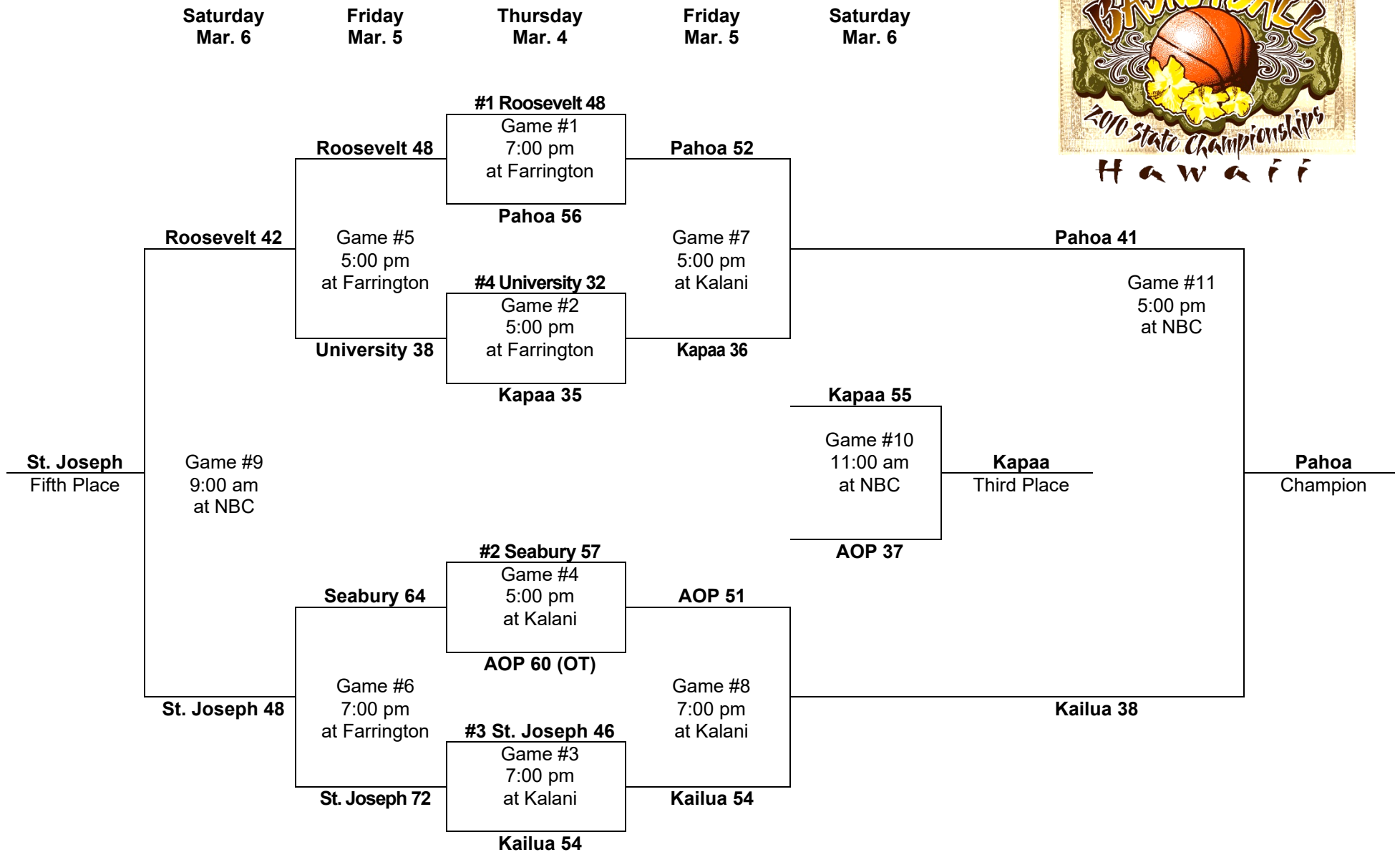
Friday  
Feb. 18

Saturday  
Feb. 19



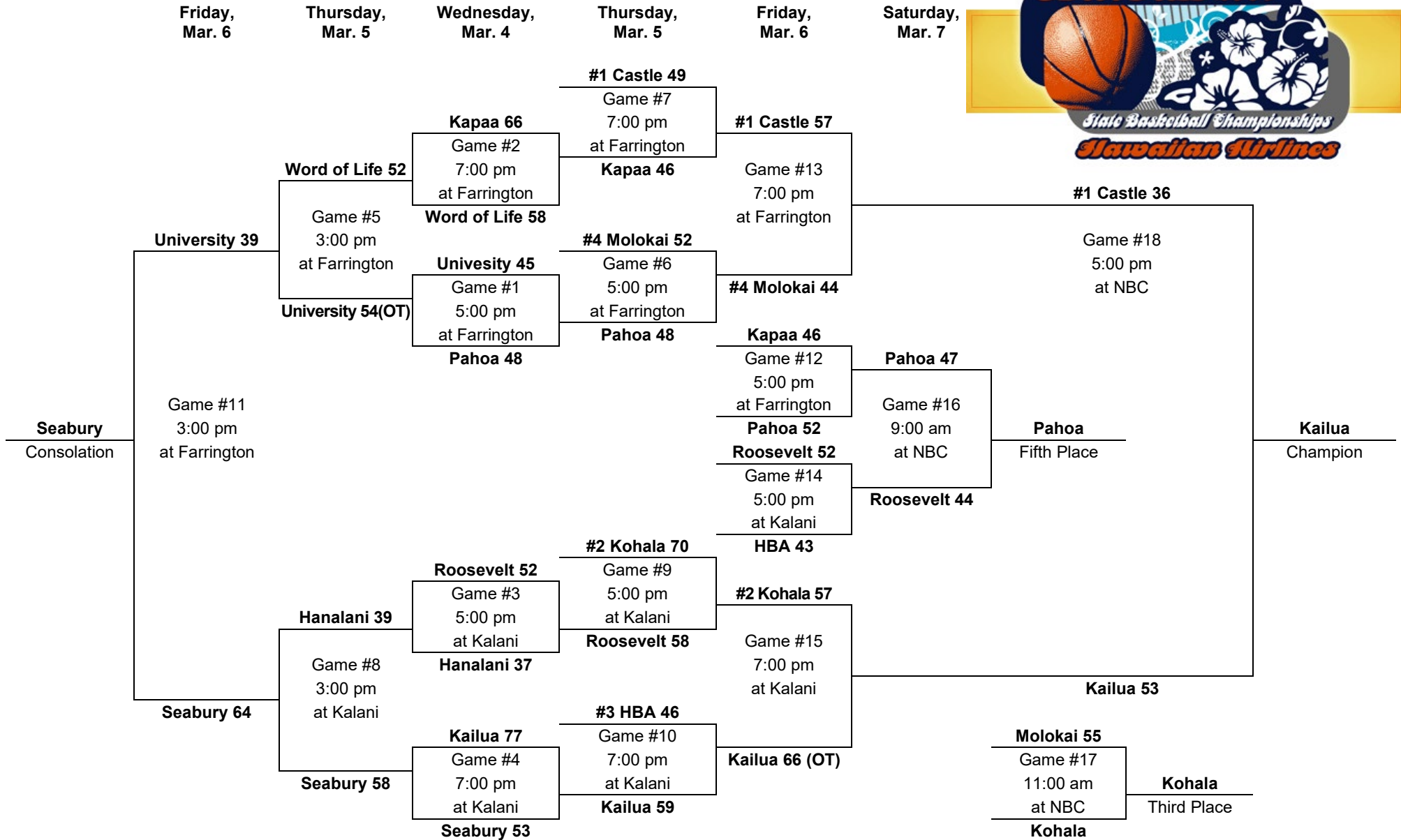
PARTICIPATING TEAMS					ALL-TOURNAMENT TEAM:
<b>OIA (2)</b>	<b>ILH (2)</b>	<b>BIIF (2)</b>	<b>MIL (1)</b>	<b>KIF (1)</b>	<b>J.P. Saycon, Farrington</b> – Most Outstanding Player
1. Farrington	1. Island Pacific	1. Pahoa	1. Seabury	1. Kapaa	Nicklas Fisher, Pahoa Lancelot Williams, Farrington
2. McKinley	2. University	2. St. Joseph			Theo Duplechain, Island Pacific Guilherme Aires, University
					Alex Ironside, McKinley
					<b>Leading scorer:</b>

# 2010 – Boys Basketball - Division 1: 8-team tournament (Farrington gym, Kalani gym, Stan Sheriff Center)



<b>PARTICIPATING TEAMS</b>					<b>ALL-TOURNAMENT TEAM:</b>
<b>OIA (2)</b>	<b>ILH (2)</b>	<b>BIIF (2)</b>	<b>MIL (1)</b>	<b>KIF (1)</b>	Isaiah Ekau, Pahoa – Most Outstanding Player
1. Roosevelt	1. University	1. St. Joseph	1. Seabury	1. Kapaa	Micah Dunhou, AOP
2. Kailua	2. AOP	2. Pahoa			Jacob Andrade, St. Joseph
					Nick Fisher, Pahoa
					Jordan DeCorte, Kailua
					<b>Leading scorer:</b>

# 2009 – Boys Basketball - Division 1: 12-team tournament (Farrington gym, Kalani gym, Neal S. Blaisdell Arena)



PARTICIPATING TEAMS					ALL-TOURNAMENT TEAM:
<b>OIA (3)</b> 1. Castle 2. Kailua 3. Roosevelt	<b>ILH (4)</b> 1. Hawaii Baptist 2. Word of Life 3. University 4. Hanalani	<b>BIIF (2)</b> 1. Kohala 2. Pahoa	<b>MIL (2)</b> 1. Molokai 2. Seabury	<b>KIF (1)</b> 1. Kapaa	<b>Dylan Farias, Kailua</b> – Most Outstanding Player Jonathan Viernes, Pahoa Joseph Akana, Molokai Kenny Ellis, Kailua
					Kapanai'a Carvalho, Kohala Michael Santos, Castle
					<b>Leading scorer:</b>

# 2008 – Boys Basketball - Division 1: 12-team tournament (Moanalua gym, Pearl City gym, Neal S. Blaisdell Arena)

Saturday,  
Feb. 16

Play-in Game

Friday,  
Feb. 22

Thursday,  
Feb. 21

Wednesday,  
Feb. 20

Thursday,  
Feb. 21

Friday,  
Feb. 22

Saturday,  
Feb. 23



Christian Acad 47

at Radford

Kaiser 81

Kaiser

Word of Life 45

Game #2  
8:00 pm  
at Moanalua

Kaiser 47

HBA 63

Game #1  
6:00 pm  
at Moanalua

St. Joseph 40

#1 Aiea 74

Game #7  
8:00 pm  
at Moanalua

Kaiser 61

#4 Molokai 49

Game #6  
6:00 pm  
at Moanalua

HBA 64

#1 Aiea 69

Game #13  
8:00 pm  
at Moanalua

HBA 55

Kaiser 70

Game #12  
6:00 pm  
at Moanalua

Molokai 55  
University 60

Game #14  
6:00 pm  
at Pearl City

Kohala 65 (OT)

McKinley 24

Game #15  
8:00 pm  
at Pearl City

Farrington 31

#1 Aiea 68

Game #18  
6:00 pm  
at NBC

Kaiser 59

Game #16  
10:45 am  
at NBC

Kohala 63

Kohala  
Fifth Place

Farrington  
Champion

(2OT) St. Joseph 75

Word of Life 37

Game #5  
4:00 pm  
at Moanalua

St. Joseph 38

Game #11  
4:00 pm  
at Moanalua

St. Joseph  
Consolation

#2 University 38

Game #10  
8:00 pm  
at Pearl City

McKinley 41

Kauai 42

Game #4  
8:00 pm  
at Pearl City

McKinley 46

Kauai 60

Game #8  
4:00 pm  
at Pearl City

Kauai 70

#3 Kohala 34

Game #9  
6:00 pm  
at Pearl City

Farrington 53

Farrington 50

Game #3  
6:00 pm  
at Pearl City

Lanai 39

Lanai 45

Farrington 70

HBA 38

Game #17  
12:30 pm  
at NBC

McKinley 41

McKinley  
Third Place

## PARTICIPATING TEAMS

<b>OIA (4)</b> 1. Aiea 2. Farrington 3. McKinley 4. Kaiser	<b>ILH (4)</b> 1. University 2. Hawaii Baptist 3. Word of Life 4. Christian Acad.	<b>BIIF (2)</b> 1. Kohala 2. St. Joseph	<b>MIL (2)</b> 1. Molokai 2. Lanai	<b>KIF (1)</b> 1. Kauai
--	---	---	--	----------------------------

Play-in: Kaiser (OIA4) vs. Christian Academy (ILH4)

## ALL-TOURNAMENT TEAM:

**Christian Hernandez, Farrington** – Most Outstanding Player  
 Kalua Noa, Kaiser  
 Brandon Bautista, Kohala  
 Obie Woods, Aiea  
 Oscar Carter Farrington  
 Josh Chung, Aiea

## Leading scorer:

# 2007 – Boys Basketball - Division 1: 12-team tournament (McKinley gym, Moanalua gym, Stan Sheriff Center)



Thursday,  
Feb. 22

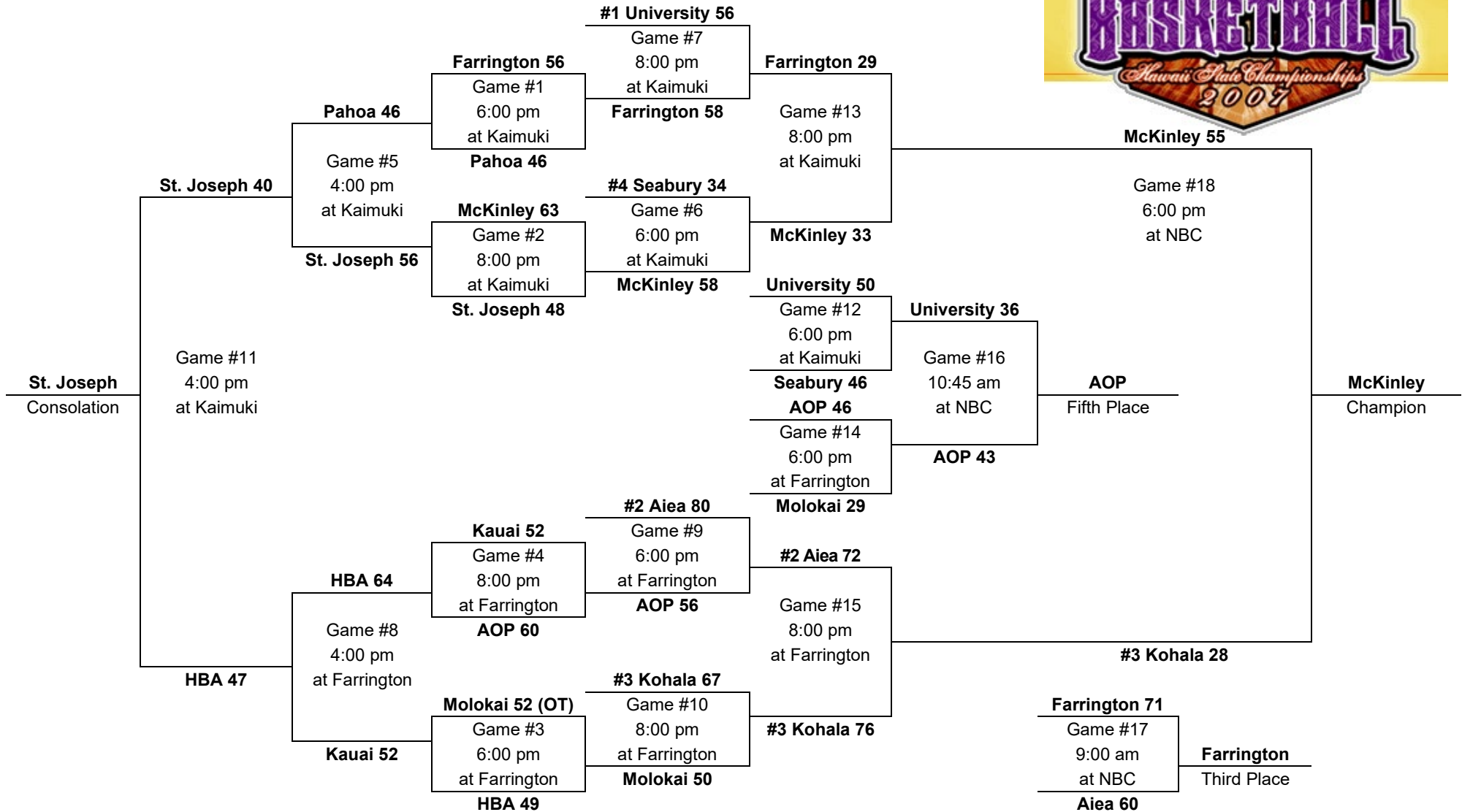
Wednesday,  
Feb. 21

Tuesday,  
Feb. 20

Wednesday,  
Feb. 21

Thursday,  
Feb. 22

Friday,  
Feb. 23



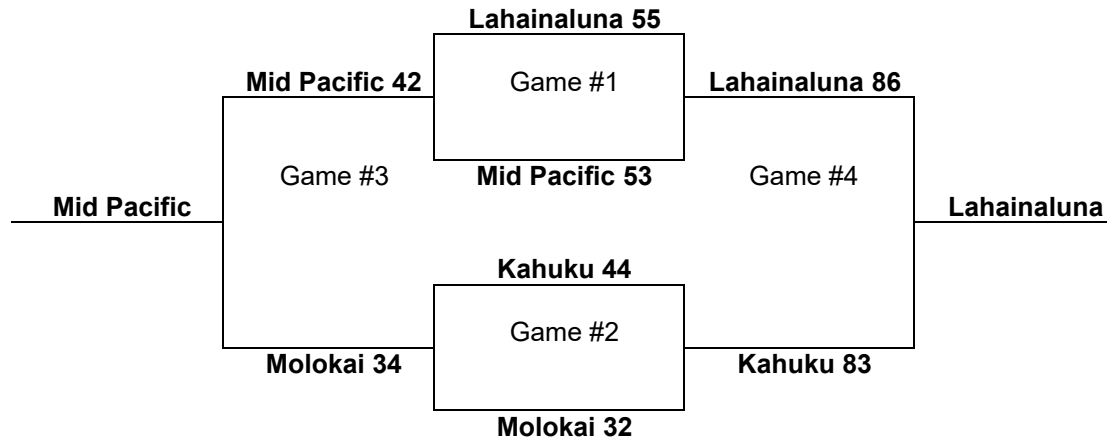
PARTICIPATING TEAMS					ALL-TOURNAMENT TEAM: (Media)
<b>OIA (3)</b> 1. Aiea 2. McKinley 3. Farrington	<b>ILH (3)</b> 1. University 2. Hawaii Baptist 3. Academy of the Pacific	<b>BIIF (3)</b> 1. Kohala 2. Pahoia 3. St. Joseph	<b>MIL (2)</b> 1. Seabury 2. Molokai	<b>KIF (1)</b> 1. Kauai	<b>Nainoa Lessary, McKinley</b> – Most Outstanding Player Ryan Bautista, Kohala      Earvin Sione, McKinley Obie Woods, Aiea          Christian Hernandez, Farrington Tri Bourne, Academy of the Pacific
<b>Leading scorer:</b>					

# 1982 – Boys Basketball - Division "A": 8-team tournament (Molokai High School)

**Friday**  
**March 12**

**Thursday**  
**March 11**

**Friday**  
**March 12**



PARTICIPATING TEAMS		
<b>OIA</b> Kahuku	<b>ILH</b> Mid Pacific	<b>MIL (2)</b> Molokai Lahainaluna

# 1981 – Boys Basketball - Division "A": 8-team tournament (War Memorial Gym, Maui)


**Saturday  
March 14**

**Friday  
March 13**

**Thursday  
March 12**

**Friday  
March 13**

**Saturday  
March 14**



## PARTICIPATING TEAMS

<b>OIA (1)</b> 1. Waialua	<b>ILH (2)</b> 1. University 2. Mid Pacific	<b>BIIF (2)</b> 1. Lauapahoehoe 2. Honokaa	<b>MIL (2)</b> 1. St. Anthony 2. Molokai	<b>KIF (1)</b> 1. Kauai	
------------------------------	---	--	--	----------------------------	--



# 1980 – Boys Basketball - Division "A": 8-team tournament (Hilo Civic Auditorium, Hilo)

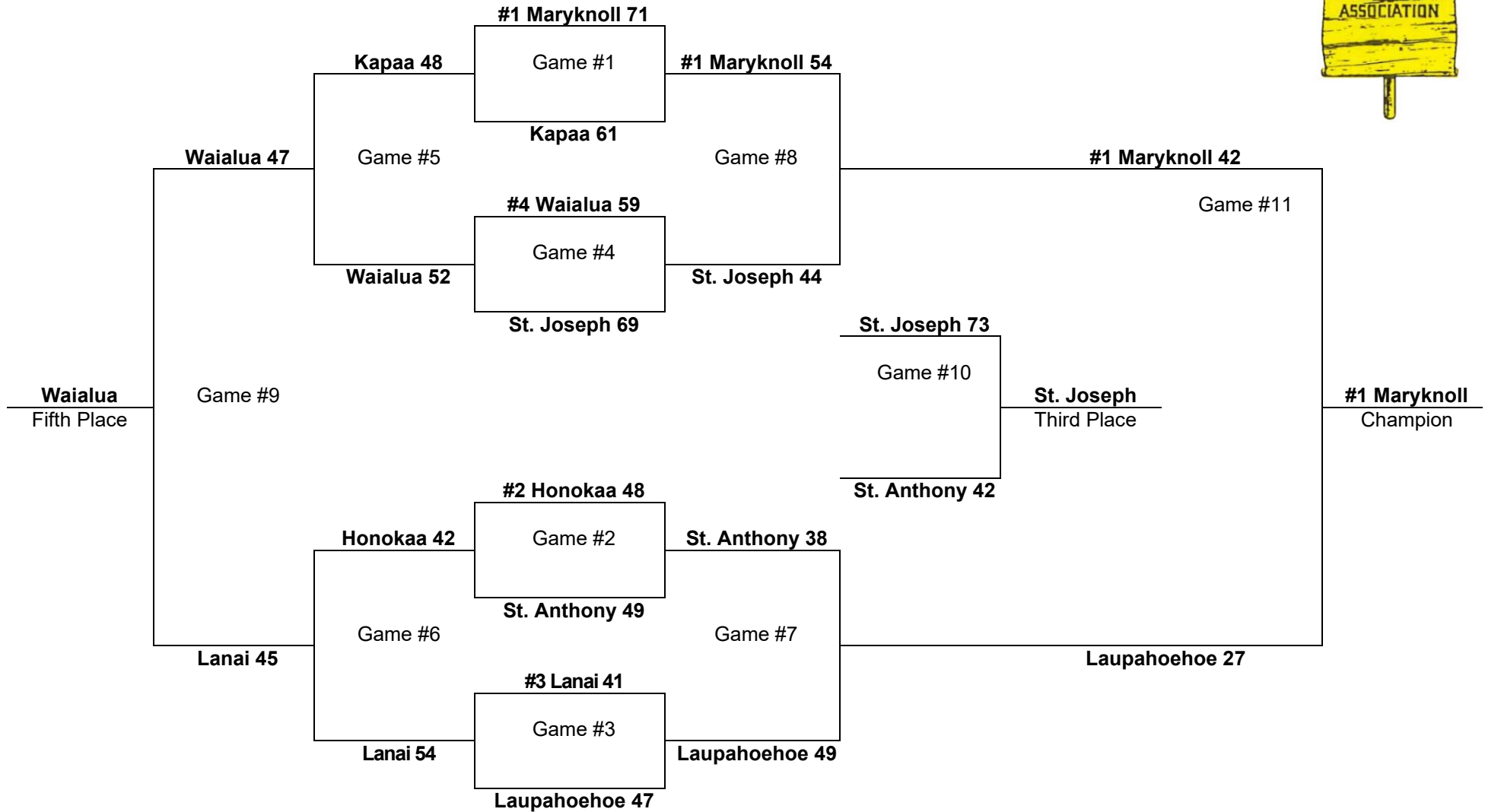
Saturday  
March 8

Friday  
March 7

Thursday  
March 6

Friday  
March 7

Saturday  
March 8



## PARTICIPATING TEAMS

<b>OIA (1)</b> 1. Waialua	<b>ILH (1)</b> 1. Maryknoll	<b>BIIF (3)</b> 1. Honokaa 2. St. Joseph 3. Laupahoehoe	<b>MIL (2)</b> 1. Lanai 2. St. Anthony	<b>KIF (1)</b> 1. Kapaa	
------------------------------	--------------------------------	--	--	----------------------------	--

# 1979 – Boys Basketball - Division "A": 8-team tournament (Lanai High School)

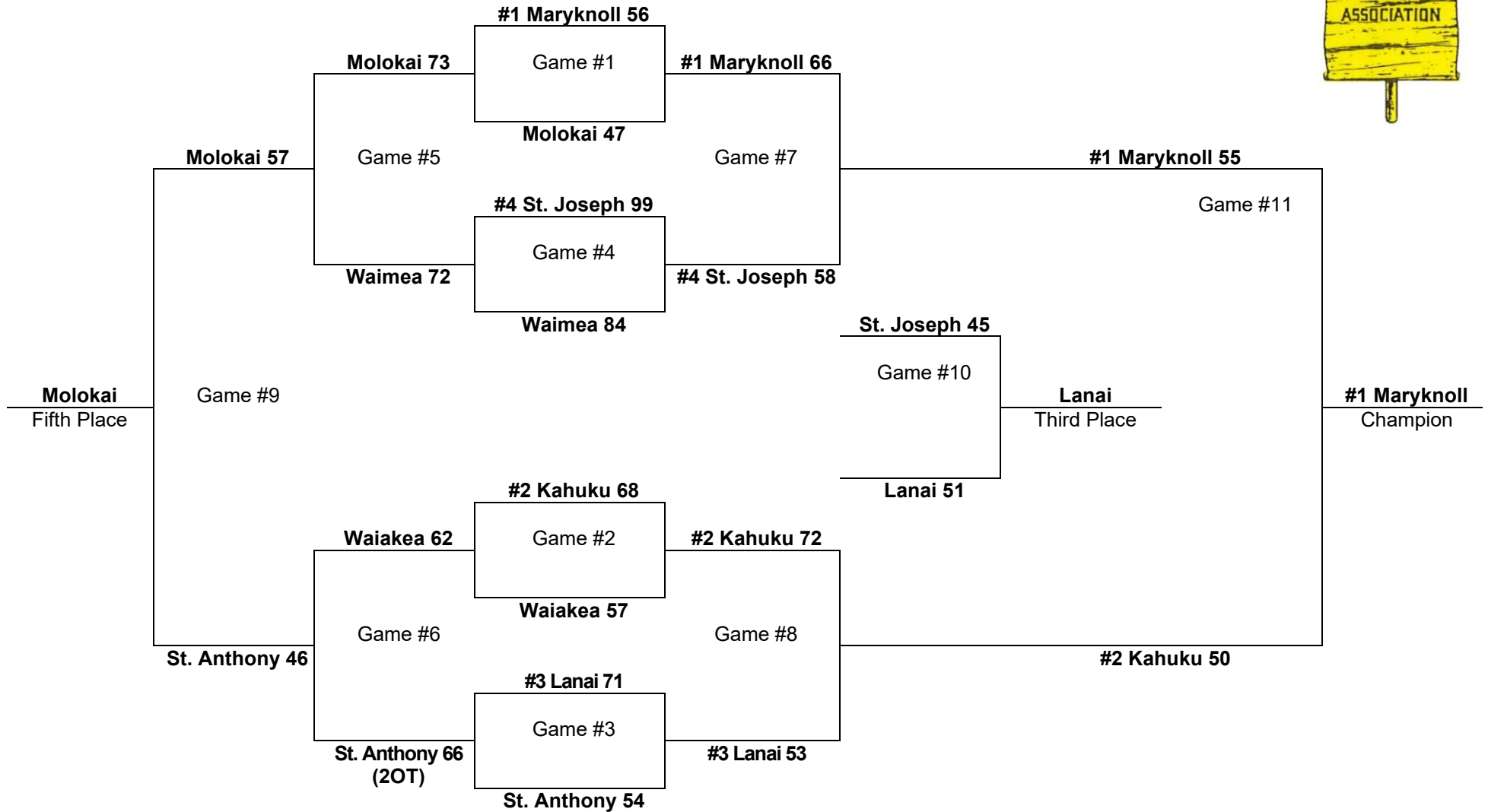
Saturday  
March 10

Friday  
March 9

Thursday  
March 8

Friday  
March 9

Saturday  
March 10



## PARTICIPATING TEAMS

<b>OIA (1)</b> 1. Kahuku	<b>ILH (1)</b> 1. Maryknoll	<b>BIIF (2)</b> 1. St. Joseph 2. Waiakea	<b>MIL (3)</b> 1. Lanai 2. Molokai 3. St. Anthony	<b>KIF (1)</b> 1. Waimea	
-----------------------------	--------------------------------	--	--	-----------------------------	--

# 1978 – Boys Basketball - Division "A": 8-team tournament (Hilo Civic Auditorium, Hilo)


Saturday  
March 11

Friday  
March 10

Thursday  
March 9

Friday  
March 10

Saturday  
March 11



## PARTICIPATING TEAMS

<b>OIA (1)</b> 1. Nanakuli	<b>ILH (1)</b> 1. Maryknoll	<b>BIIF (3)</b> 1. Kohala 2. Pahoa 3. St. Joseph	<b>MIL (2)</b> 1. Lahainaluna 2. Molokai	<b>KIF (1)</b> 1. Kauai	
-------------------------------	--------------------------------	---	--	----------------------------	--

# 1977 – Boys Basketball - Division "A": 8-team tournament (Kapaa High School, Kauai)



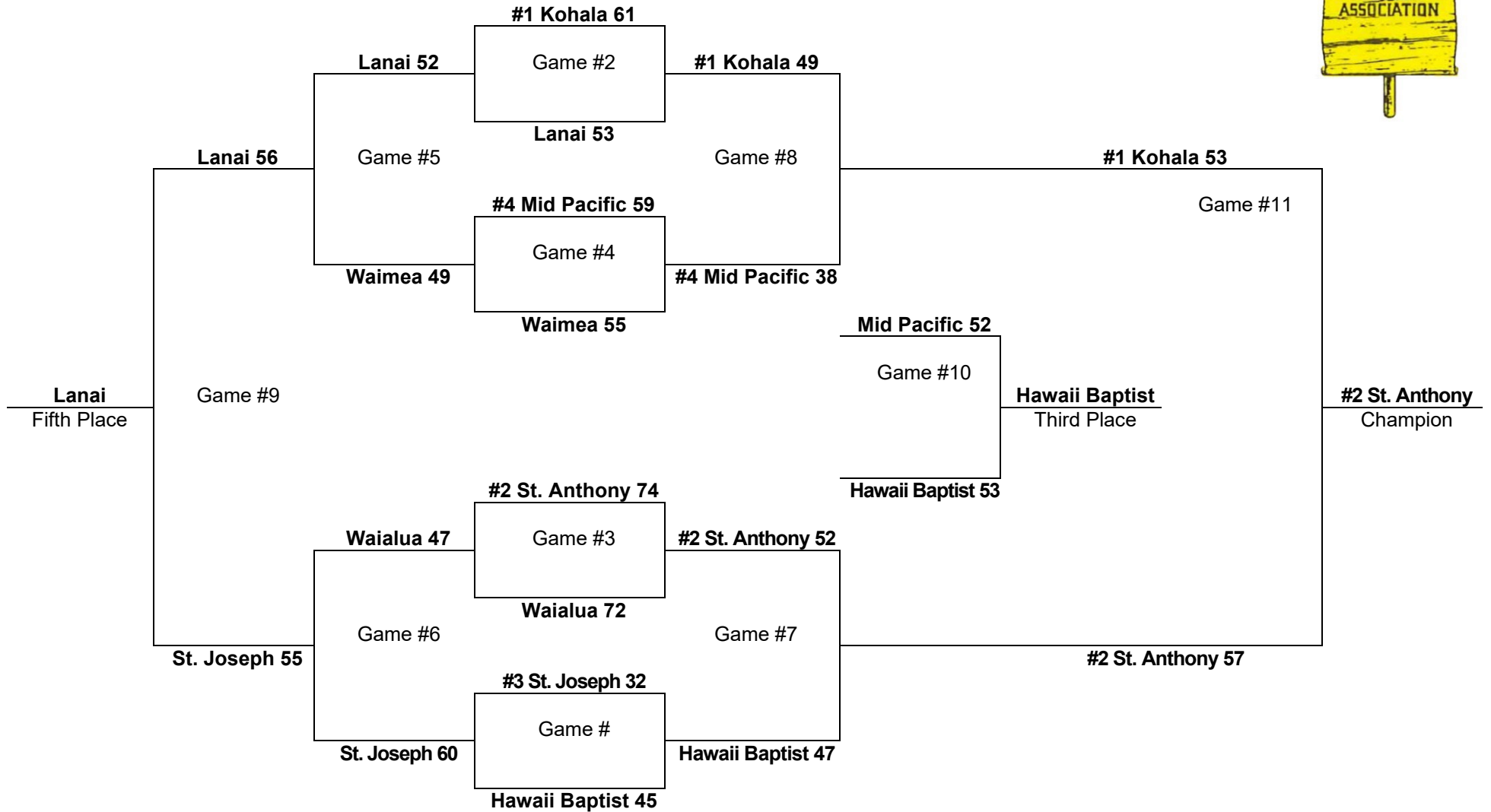
Saturday  
March 12

Friday  
March 11

Thursday  
March 10

Friday  
March 11

Saturday  
March 12



## PARTICIPATING TEAMS

<b>OIA (1)</b> 1. Waialua	<b>ILH (2)</b> 1. Mid Pacific 2. Hawaii Baptist	<b>BIIF (2)</b> 1. Kohala 2. St. Joseph	<b>MIL (2)</b> 1. St. Anthony 2. Lanai	<b>KIF (1)</b> 1. Waimea
------------------------------	---	---	--	-----------------------------

# 1976 – Boys Basketball - Division "A": 8-team tournament (Hilo Civic Auditorium, Hilo)


Saturday  
March 13

Friday  
March 12

Thursday  
March 11

Friday  
March 12

Saturday  
March 13



## PARTICIPATING TEAMS

<b>OIA (1)</b> 1. Nanakuli	<b>ILH (1)</b> 1. University	<b>BIIF (3)</b> 1. Kohala 2. St. Joseph 3. Pahoa	<b>MIL (2)</b> 1. Lahainaluna 2. Molokai	<b>KIF (1)</b> 1. Waimea	
-------------------------------	---------------------------------	---	--	-----------------------------	--

# 1975 – Boys Basketball - Division "A": 8-team tournament (Molokai High School, Molokai)



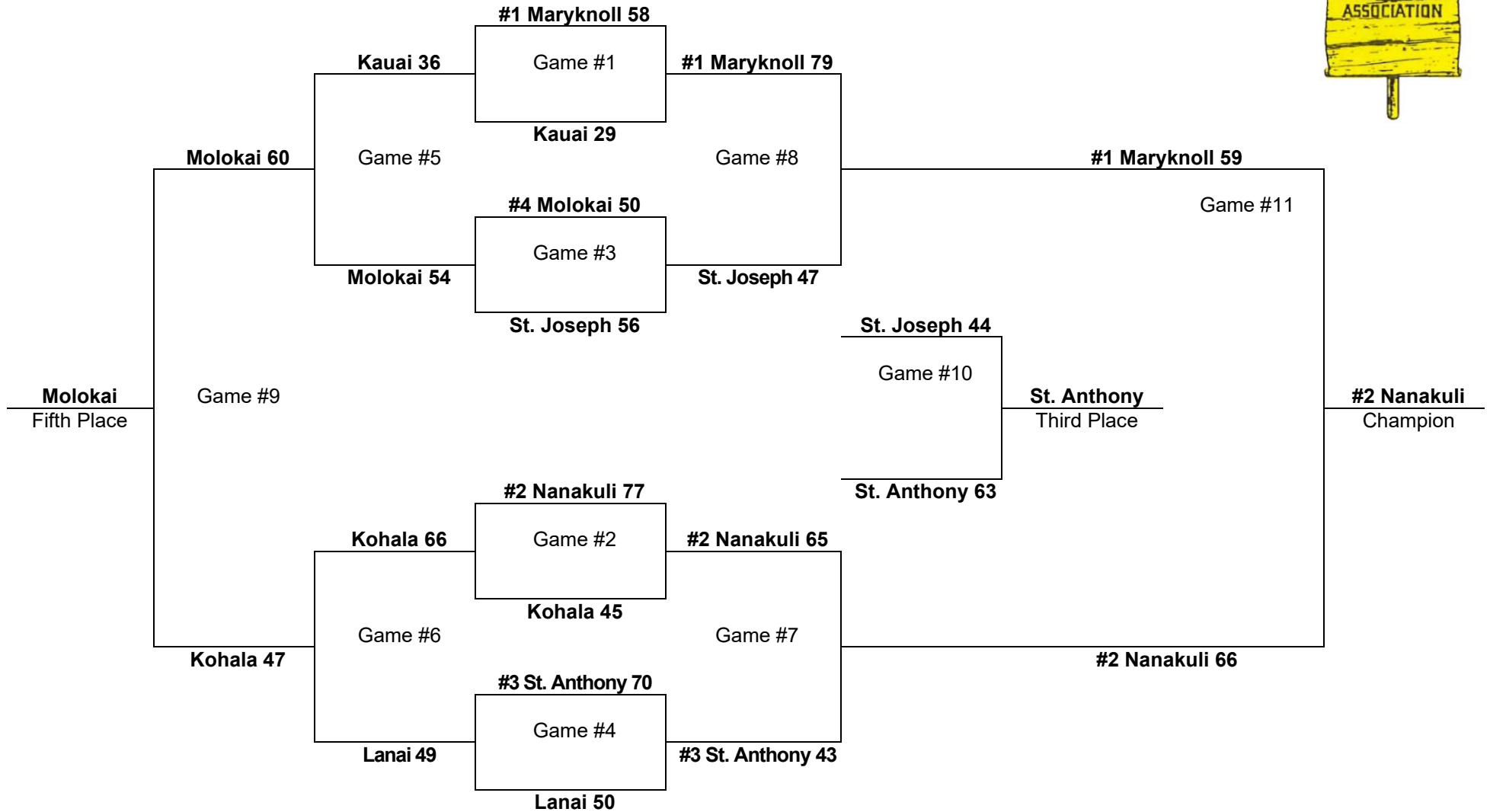
Saturday  
March 8

Friday  
March 7

Thursday  
March 6

Friday  
March 7

Saturday  
March 8



## PARTICIPATING TEAMS

<b>OIA (1)</b> 1. Nanakuli	<b>ILH (1)</b> 1. Maryknoll	<b>BIIF (2)</b> 1. St. Joseph 2. Kohala	<b>MIL (3)</b> 1. Molokai 2. St. Anthony 3. Lanai	<b>KIF (1)</b> 1. Kauai	
-------------------------------	--------------------------------	---	--	----------------------------	--

# 1974 – Boys Basketball - Division "A": 8-team tournament (War Memorial Gymnasium, Maui)



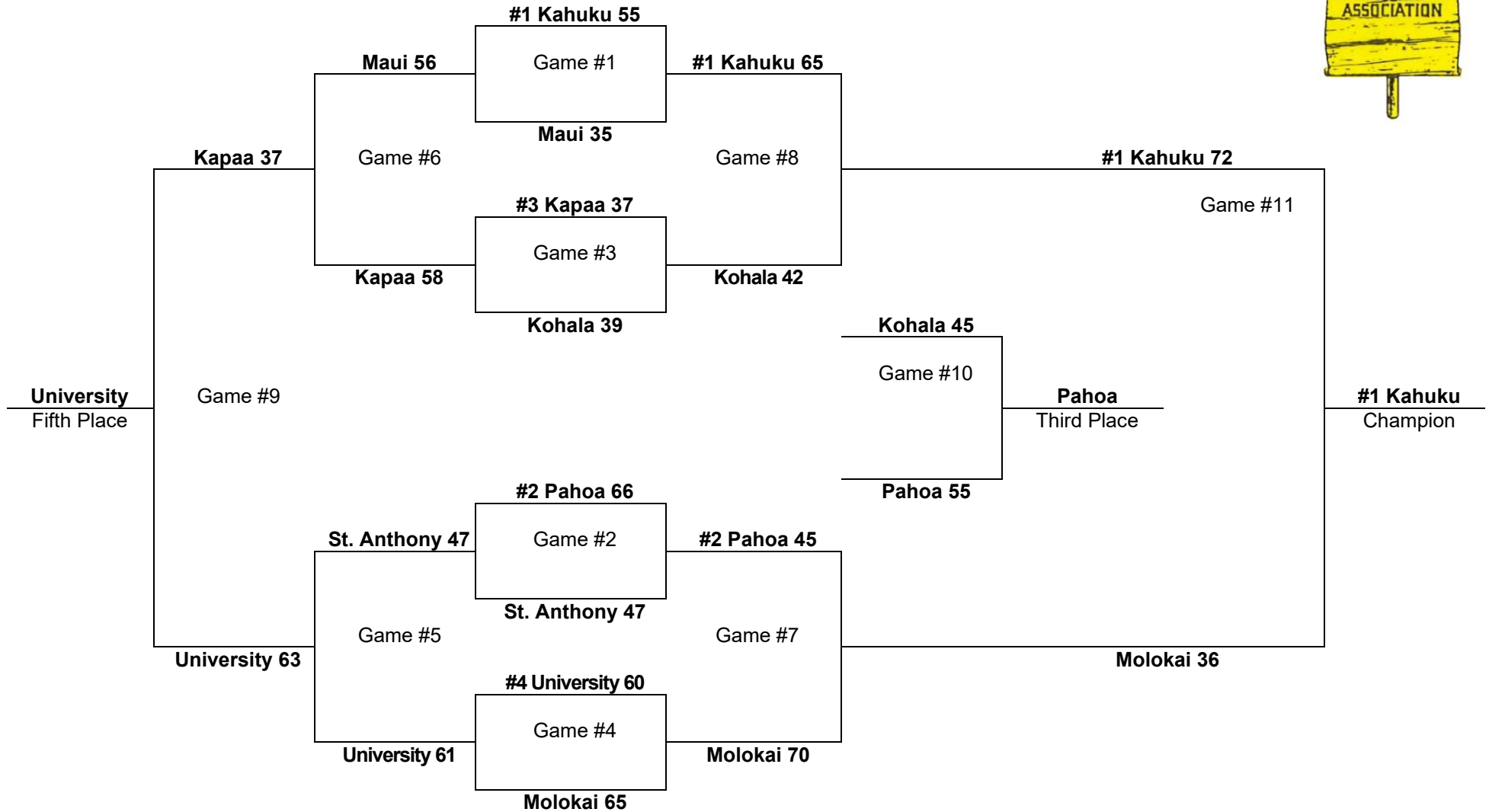
Saturday  
March 9

Friday  
March 8

Thursday  
March 7

Friday  
March 8

Saturday  
March 9



## PARTICIPATING TEAMS

<b>OIA (1)</b> 1. Kahuku	<b>ILH (1)</b> 1. University	<b>BIIF (2)</b> 1. Pahoa 2. Kohala	<b>MIL (3)</b> 1. St. Anthony 2. Molokai 3. Maui	<b>KIF (1)</b> 1. Kapaa	
-----------------------------	---------------------------------	--	---	----------------------------	--

# 1973 – Boys Basketball - Division "A": 8-team tournament (Kauai and Kapaa High School)

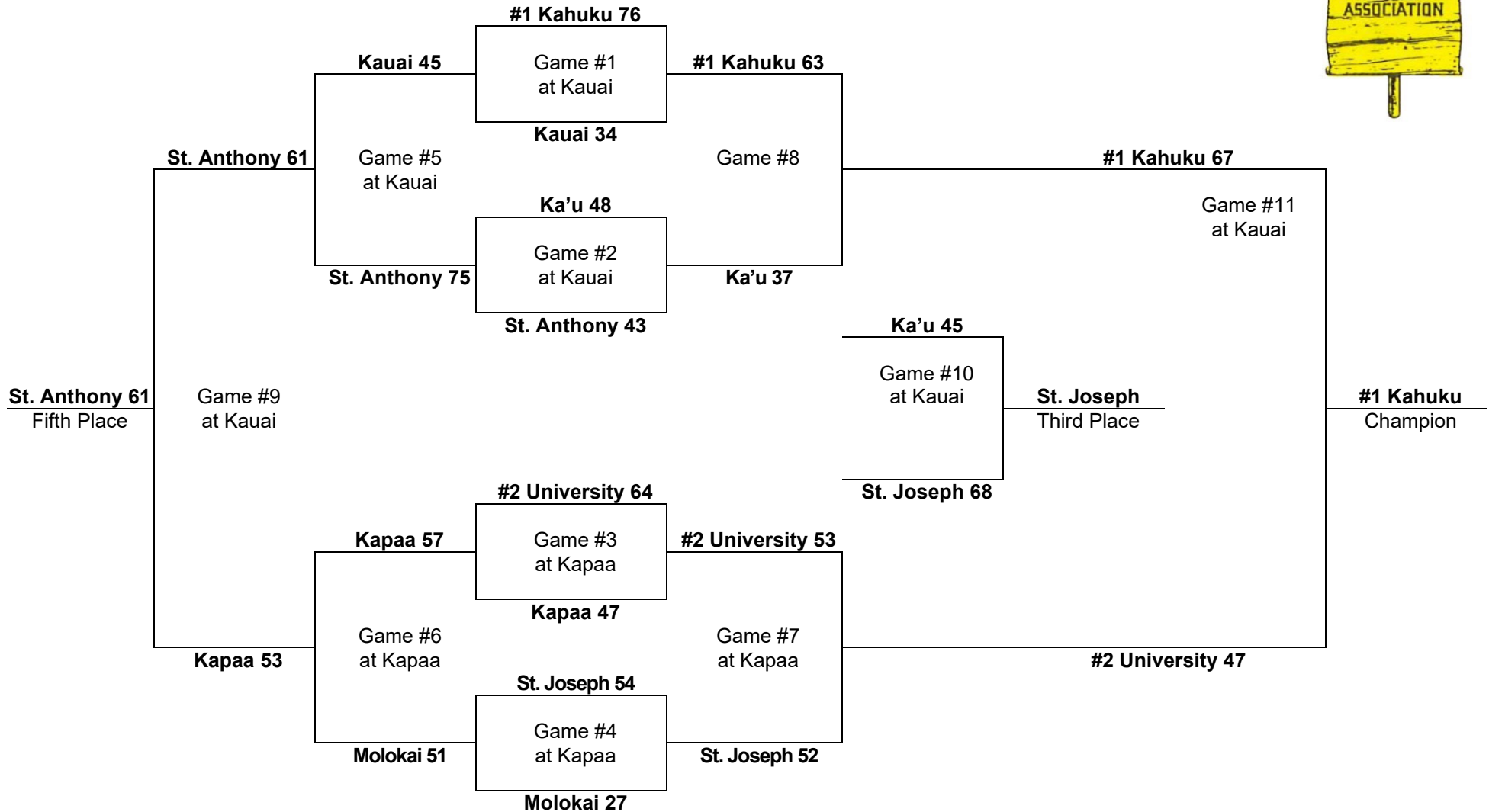
Saturday  
March 10

Friday  
March 9

Thursday  
March 8

Friday  
March 9

Saturday  
March 10



## PARTICIPATING TEAMS

<b>OIA (1)</b> 1. Kahuku	<b>ILH (1)</b> 1. University	<b>BIIF (2)</b> 1. St. Joseph 2. Ka'u	<b>MIL (2)</b> 1. St. Anthony 2. Molokai	<b>KIF (2)</b> 1. Kauai 2. Kapaa	
-----------------------------	---------------------------------	---	--	--	--



# 1972 – Boys Basketball - Division "A": 8-team tournament (Hilo Civic Auditorium, Hilo)

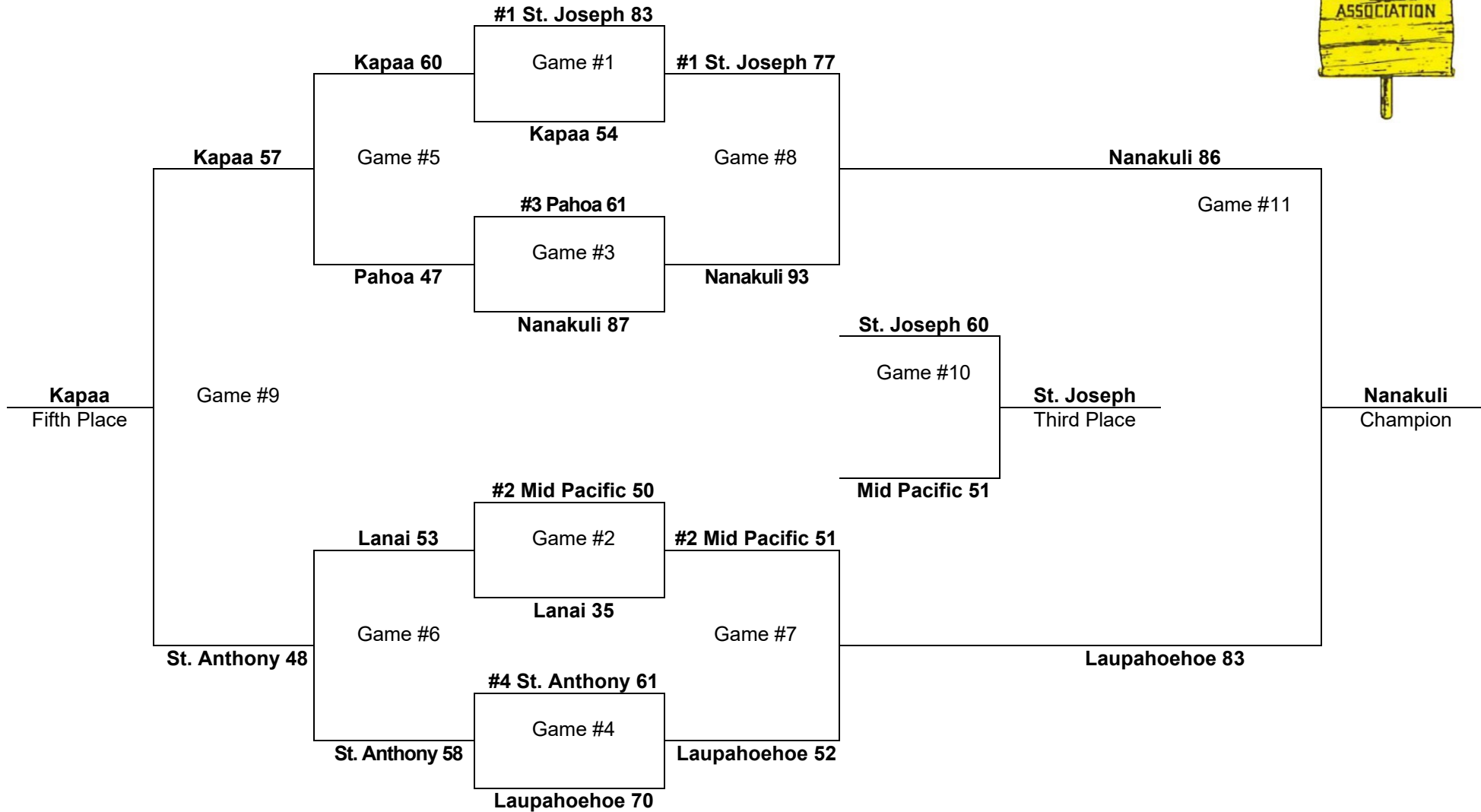
Saturday  
March 4

Friday  
March 3

Thursday  
March 2

Friday  
March 3

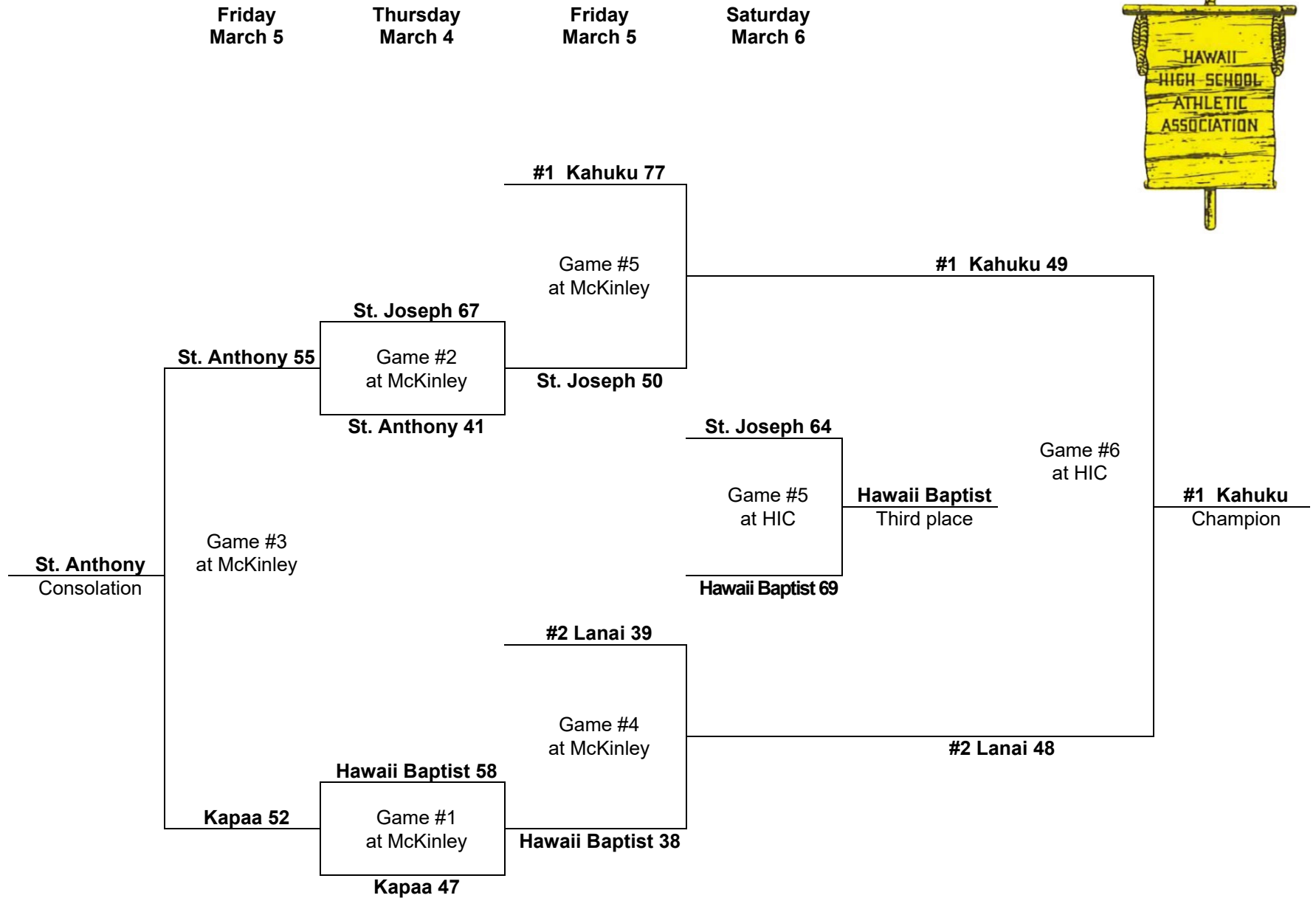
Saturday  
March 4



## PARTICIPATING TEAMS

<b>OIA (1)</b> 1. Nanakuli	<b>ILH (1)</b> 1. Mid Pacific	<b>BIIF (3)</b> 1. St. Joseph 2. Pahoa 3. Laupahoehoe	<b>MIL (2)</b> 1. St. Anthony 2. Lanai	<b>KIF (1)</b> 1. Kapaa	
-------------------------------	----------------------------------	--	--	----------------------------	--

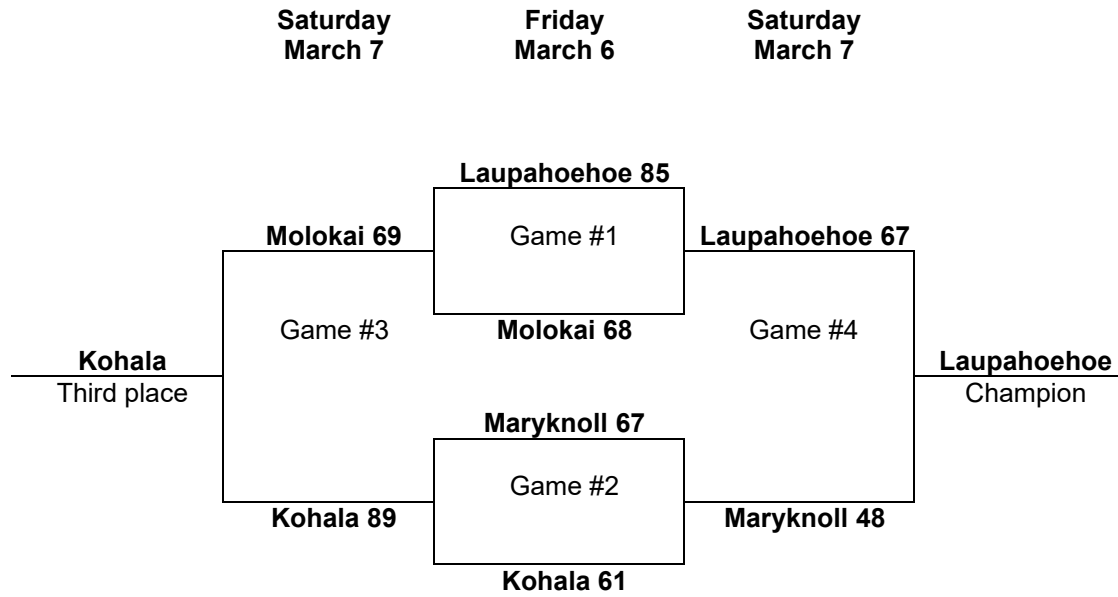
# 1971 – Boys Basketball - Division "A": 6-team tournament (McKinley High School and Honolulu International Center)



## PARTICIPATING TEAMS

<b>OIA (1)</b> 1. Kahuku	<b>ILH (1)</b> 1. Hawaii Baptist	<b>BIIF (1)</b> 1. St. Joseph	<b>MIL (2)</b> 1. Lanai 2. St. Anthony	<b>KIF (1)</b> Kapaa	
-----------------------------	-------------------------------------	----------------------------------	--	-------------------------	--

# 1970 – Boys Basketball - Division "A": 4-team tournament (St. Joseph School)



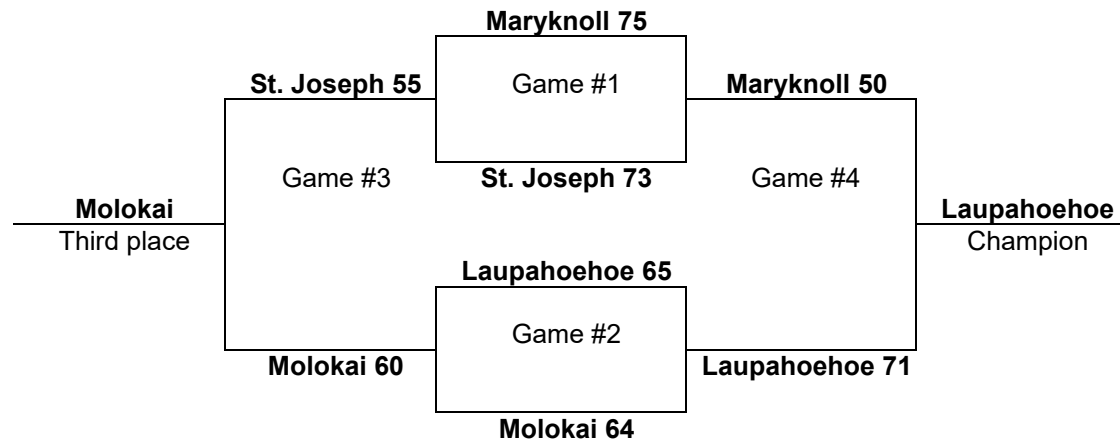
PARTICIPATING TEAMS		
<b>ILH</b> Maryknoll	<b>MLIL</b> Molokai	<b>BIIF (2)</b> Laupahoehoe Kohala

# 1966 – Boys Basketball - Division "B": 4-team tournament (Hilo Civic Auditorium)

**Saturday**  
**Feb. 26**

**Friday**  
**Feb. 25**

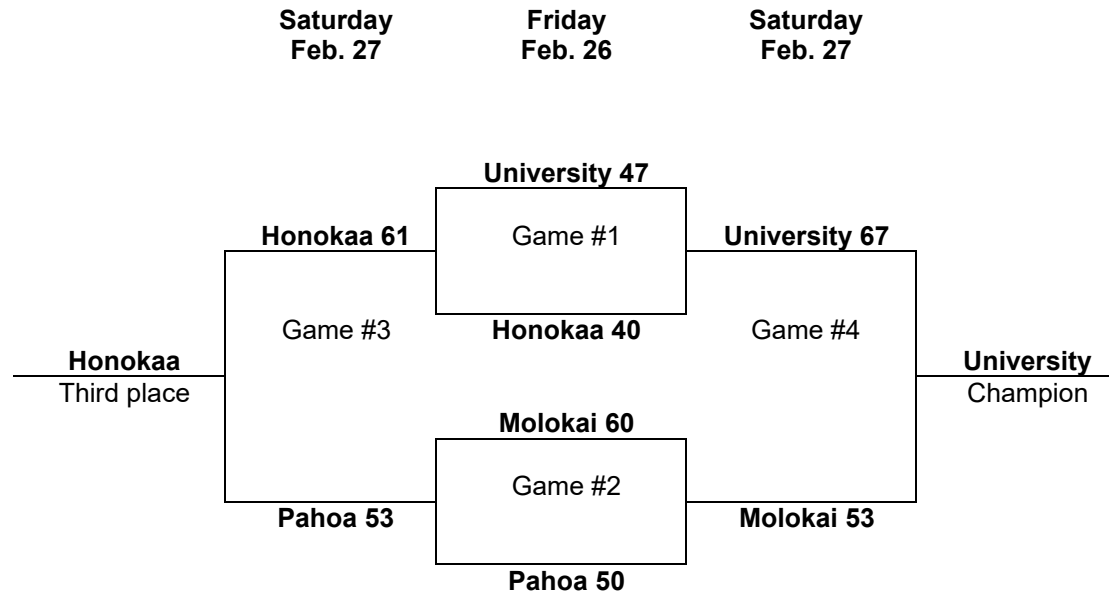
**Saturday**  
**Feb. 26**



PARTICIPATING TEAMS		
<b>ILH</b> Maryknoll	<b>MLIL</b> Molokai	<b>BIIF (2)</b> Laupahoehoe St. Joseph



# 1965 – Boys Basketball - Division "B": 4-team tournament (McCabe Gym, Saint Louis High School)



PARTICIPATING TEAMS		
<b>ILH</b> University	<b>MIL</b> Molokai	<b>BIIF (2)</b> Honokaa Pahoa







# Academy of the Pacific

App	Game	Date	Seed	Round	W	L	Opponent	PF	PA	Pt Diff	OT	Finish	1st Rd		Qtrs		Semi		Final		Consol		5th PI Conso		3rd PI Conso		
													W	L	W	L	W	L	W	L	W	L	W	L	W	L	W
1	1	2/20/2007		1	1		Kauai	60	52	8			1														
	2	2/21/2007		qtr		1	Aiea (2)	56	80	-24					1												
	3	2/22/2007		5 semi	1		Molokai	46	29	17													1				
	4	2/23/2007		5th	1		University	43	36	7		5											1				
2	5	3/4/2010		qtr	1		Seabury Hall (2)	60	57	3	1				1												
	6	3/5/2010		semi		1	Kailua	51	54	-3						1											
	7	3/6/2010		3rd		1	Kapaa	37	55	-18		4														1	
										0																	
										0																	
		<b>TOTAL</b>			<b>4</b>	<b>3</b>		<b>353</b>	<b>363</b>	<b>-10</b>			<b>1</b>	<b>0</b>	<b>1</b>	<b>1</b>	<b>0</b>	<b>1</b>	<b>0</b>	<b>0</b>	<b>0</b>	<b>0</b>	<b>2</b>	<b>0</b>	<b>0</b>	<b>1</b>	







# Damien

App	Game	Date	Seed	Round	W	L	Opponent	PF	PA	Pt Diff	OT	Finish	1st Rd		Qtrs		Semi		Final		Consol		5th PI Conso		3rd PI Conso	
													W	L	W	L	W	L	W	L	W	L	W	L	W	L
1	1	2/20/2014		qtr		1	Seabury Hall (3)	55	58	-3						1										
	2	2/21/2014		5 semi		1	Kaiser	48	71	-23		-												1		
2	3	2/26/2015		qtr		1	Kaiser (2)	58	61	-3						1										
	4	2/27/2015		5 semi	1		Seabury Hall	66	55	11													1			
	5	2/28/2015		5th	1		Pahoa	43	42	1		5											1			
3	6	2/14/2018		qtr	1		Seabury Hall (3)	57	45	12					1											
	7	2/15/2018		semi	1		Kalani (2)	45	37	8						1										
	8	1/16/2018		final		1	Saint Francis (1)	52	76	-24		2							1							
4	9	2/21/2019	1	qtr	1		Kohala	73	42	31					1											
	10	2/22/2019		semi	1		Seabury Hall (4)	78	50	28						1										
	11	2/23/2019		final	1		Farrington (2)	73	50	23		1						1								
										0																
		<b>TOTAL</b>			<b>7</b>	<b>4</b>		<b>648</b>	<b>587</b>	<b>61</b>			<b>0</b>	<b>0</b>	<b>2</b>	<b>2</b>	<b>2</b>	<b>0</b>	<b>1</b>	<b>1</b>	<b>0</b>	<b>0</b>	<b>2</b>	<b>1</b>	<b>0</b>	<b>0</b>

# Farrington

App	Game	Date	Seed	Round	W	L	Opponent	PF	PA	Pt Diff	OT	Finish	1st Rd		Qtrs		Semi		Final		Consol		5th PI Conso		3rd PI Conso	
													W	L	W	L	W	L	W	L	W	L	W	L	W	L
1	1	2/20/2007		1	1		Pahoa	56	46	10			1													
	2	2/21/2007		qtr	1		University (1)	58	56	2					1											
	3	2/22/2007		semi		1	McKinley	29	33	-4						1										
	4	2/23/2007		3rd	1		Aiea	71	60	11		3													1	
2	5	2/20/2008		1	1		Lanai	50	39	11			1													
	6	2/21/2008		qtr	1		Kohala (3)	53	34	19					1											
	7	2/22/2008		semi	1		McKinley	31	24	7						1										
	8	2/23/2008		final	1		Aiea (1)	70	68	2	1	1						1								
3	9	2/17/2011	1	qtr	1		St. Joseph's	40	33	7					1											
	10	2/18/2011		semi	1		University	47	45	2						1										
	11	2/19/2011		final	1		Pahoa (2)	58	45	13		1						1								
4	12	2/15/2017		qtr		1	Saint Francis (1)	43	80	-37					1											
	13	2/16/2017		5 semi	1		Kauai	69	68	1	1											1				
	14	2/17/2017		5th		1	Le Jardin	53	57	-4		6												1		
5	15	2/21/2019	2	qtr	1		Kauai	62	52	10					1											
	16	2/22/2019		semi	1		Hawaii Prep (3)	58	44	14						1										
	17	2/23/2019		final		1	Damien (1)	50	73	-23		2						1								
6	18	2/8/2023	2	qtr		1	University	29	48	-19					1											
	19	2/9/2023		5 semi		1	Honokaa	59	63	-4														1		
										0																
		<b>TOTAL</b>			<b>13</b>	<b>6</b>		<b>986</b>	<b>968</b>	<b>18</b>			<b>2</b>	<b>0</b>	<b>4</b>	<b>2</b>	<b>3</b>	<b>1</b>	<b>2</b>	<b>1</b>	<b>0</b>	<b>0</b>	<b>1</b>	<b>2</b>	<b>1</b>	<b>0</b>

# Hanalani

App	Game	Date	Seed	Round	W	L	Opponent	PF	PA	Pt Diff	OT	Finish	1st Rd		Qtrs		Semi		Final		Consol		5th PI Conso		3rd PI Conso	
													W	L	W	L	W	L	W	L	W	L	W	L	W	L
1	1	3/4/2009		1		1	Roosevelt	37	52	-15			0	1												
	2	3/10/2009		cons		1	Seabury Hall	39	58	-19											1					
2	3	2/23/2012		qtr		1	Hawaii Prep (2)	55	69	-14					1											
	4	2/24/2012		5 semi	1		Kapaa	72	66	6	1											1				
	5	2/25/2012		5th	1		Saint Francis	53	39	14		5										1				
3	6	2/19/2020	2	qtr		1	McKinley	50	51	-1					1											
	7	2/20/2020		5 semi		1	Kauai	46	48	-2													1			
										0																
		<b>TOTAL</b>			<b>2</b>	<b>5</b>		<b>352</b>	<b>383</b>	<b>-31</b>			<b>0</b>	<b>1</b>	<b>0</b>	<b>2</b>	<b>0</b>	<b>0</b>	<b>0</b>	<b>0</b>	<b>0</b>	<b>1</b>	<b>2</b>	<b>1</b>	<b>0</b>	<b>0</b>

# Hawaii Baptist

App	Game	Date	Seed	Round	W	L	Opponent	PF	PA	Pt Diff	OT	Finish	1st Rd		Qtrs		Semi		Final		Consol		5th PI Conso		3rd PI Conso	
													W	L	W	L	W	L	W	L	W	L	W	L	W	L
1	1	2/20/2007		1		1	Molokai	49	52	-3	1		1													
	2	2/21/2007		cons	1		Kauai	64	52	12											1					
	3	2/22/2007		cons	1		St. Joseph's	47	40	7		cons									1					
2	4	2/20/2008		1	1		St. Joseph's	63	40	23			1													
	5	2/21/2008		qtr	1		Molokai (4)	64	46	18				1												
	6	2/22/2008		semi		1	Aiea (1)	55	69	-14						1										
	7	2/23/2008		3rd		1	McKinley	38	41	-3		4													1	
3	8	3/5/2009	3	qtr		1	Kailua	46	59	-13																
	9	3/6/2009		5 semi		1	Roosevelt	43	52	-9												1				
4	10	2/26/2015	4	qtr	1		Kauai	57	45	12																
	11	2/27/2015		semi		1	Kalani	32	37	-5																
	12	2/28/2015		3rd		1	Kohala	48	69	-21		4													1	
5	13	2/24/2022	3	qtr	1		Seabury Hall	54	39	15																
	14	2/25/2022		semi		1	Kaimuki (2)	59	72	-13																
	15	2/26/2022		3rd		1	Kohala	46	78	-32		4													1	
6	16	2/8/2023		qtr	1		Seabury Hall (4)	63	62	1																
	17	2/9/2023		semi		1	Kohala (1)	45	61	-16																
	18	2/10/2023		3rd		1	Kauai	41	65	-24		4													1	
										0																
		<b>TOTAL</b>			<b>7</b>	<b>11</b>		<b>914</b>	<b>979</b>	<b>-65</b>			<b>1</b>	<b>1</b>	<b>4</b>	<b>1</b>	<b>0</b>	<b>4</b>	<b>0</b>	<b>0</b>	<b>2</b>	<b>1</b>	<b>0</b>	<b>0</b>	<b>0</b>	<b>4</b>

# Hawaii Prep

App	Game	Date	Seed	Round	W	L	Opponent	PF	PA	Pt Diff	OT	Finish	1st Rd		Qtrs		Semi		Final		Consol		5th PI Conso		3rd PI Conso		
													W	L	W	L	W	L	W	L	W	L	W	L	W	L	
1	1	2/23/2012	2	qtr	1		Hanalani	69	55	14																	
	2	2/24/2012		semi		1	McKinley	38	40	-2																	
	3	2/25/2012		3rd	1		Seabury Hall	85	57	28																1	
2	4	2/21/2013	4	qtr	1		Kapaa	68	36	32																	
	5	2/22/2013		semi		1	St. Francis (1)	53	55	-2																	
	6	2/23/2013		3rd	1		Seabury Hall	76	52	24																1	
3	7	2/20/2014		qtr	1		Kaiser (2)	44	41	3																	
	8	2/21/2014		semi	1		Seabury Hall (3)	58	35	23																	
	9	2/22/2014		final	1		Kalani	42	33	9									1								
4	10	2/15/2017		qtr		1	Seabury Hall (2)	25	47	-22																	
	11	2/16/2017		5 semi		1	Le Jardin	40	44	-4																1	
5	12	2/14/2018	4	qtr		1	Kauai	50	53	-3																	
	13	2/15/2018		5 semi		1	Roosevelt	43	44	-1																1	
6	14	2/21/2019	3	qtr	1		University	50	42	8																	
	15	2/22/2019		semi		1	Farrington (2)	44	58	-14																	
	16	2/23/2019		3rd	1		Seabury Hall	48	34	14																1	
7	17	2/19/2020	1	qtr	1		University	63	46	17																	
	18	2/20/2020		semi		1	Roosevelt (4)	37	41	-4																	
	19	2/21/2020		3rd	1		McKinley	51	39	12																1	
										0																	
		<b>TOTAL</b>			<b>11</b>	<b>8</b>		<b>984</b>	<b>852</b>	<b>132</b>			<b>0</b>	<b>0</b>	<b>5</b>	<b>2</b>	<b>1</b>	<b>4</b>	<b>1</b>	<b>0</b>	<b>0</b>	<b>0</b>	<b>0</b>	<b>0</b>	<b>2</b>	<b>4</b>	<b>0</b>

# Honokaa

App	Game	Date	Seed	Round	W	L	Opponent	PF	PA	Pt Diff	OT	Finish	1st Rd		Qtrs		Semi		Final		Consol		5th PI Conso		3rd PI Conso	
													W	L	W	L	W	L	W	L	W	L	W	L	W	L
1	1	2/18/2016		qtr	1		Roosevelt (2)	40	37	3					1											
	2	2/19/2016		semi		1	University	39	54	-15						1										
	3	2/20/2016		3rd		1	Saint Francis	52	58	-6		4														1
2	4	2/15/2017	4	qtr	1		Kauai	71	55	16					1											
	5	2/16/2017		semi		1	Saint Francis (1)	50	78	-28							1									
	6	2/17/2017		3rd		1	Seabury Hall	43	52	-9		4														1
3	7	2/14/2018		qtr		1	Kalani (2)	33	51	-18						1										
	8	2/15/2018		5 semi	1		Seabury Hall	47	41	6												1				
	9	2/16/2018		5th		1	Roosevelt	44	54	-10		6												1		
4	10	2/8/2023		qtr		1	Kauai (3)	47	62	-15							1									
	11	2/9/2023		5 semi	1		Farrington	63	59	4													1			
	12	2/10/2023		5th		1	Seabury Hall	52	68	-16		6												1		
										0																
		<b>TOTAL</b>			<b>4</b>	<b>8</b>		<b>581</b>	<b>669</b>	<b>-88</b>			<b>0</b>	<b>0</b>	<b>2</b>	<b>2</b>	<b>0</b>	<b>2</b>	<b>0</b>	<b>0</b>	<b>0</b>	<b>0</b>	<b>2</b>	<b>2</b>	<b>0</b>	<b>2</b>









# Kaiser

App	Game	Date	Seed	Round	W	L	Opponent	PF	PA	Pt Diff	OT	Finish	1st Rd		Qtrs		Semi		Final		Consol		5th PI Conso		3rd PI Conso	
													W	L	W	L	W	L	W	L	W	L	W	L	W	L
1	1	2/20/2008		1	1		Word of Life	47	45	2			1													
	2	2/21/2008		qtr		1	Aiea (1)	61	74	-13					1											
	3	2/22/2008		5 semi	1		Molokai	70	55	15												1				
	4	2/23/2008		5th		1	Kohala	59	63	-4		6												1		
2	5	2/20/2014	2	qtr		1	Hawaii Prep	41	44	-3					1											
	6	2/21/2014		5 semi	1		Damien	71	48	23												1				
	7	2/22/2014		5th	1		Saint Francis	41	36	5		5										1				
3	8	2/26/2015	2	qtr	1		Damien	61	58	3					1											
	9	2/27/2015		semi	1		Kohala	50	47	3						1										
	10	2/28/2015		final	1		Kalani	49	45	4		1						1								
4	11	2/21/2019		qtr		1	Seabury Hall (4)	39	42	-3					1											
	12	2/22/2019		5 semi	1		Kohala	75	57	18												1				
	13	2/23/2019		5th		1	Kauai	38	52	-14		6												1		
										0																
		<b>TOTAL</b>			<b>8</b>	<b>5</b>		<b>702</b>	<b>666</b>	<b>36</b>			<b>1</b>	<b>0</b>	<b>1</b>	<b>3</b>	<b>1</b>	<b>0</b>	<b>1</b>	<b>0</b>	<b>0</b>	<b>0</b>	<b>4</b>	<b>2</b>	<b>0</b>	<b>0</b>



# Kalani

App	Game	Date	Seed	Round	W	L	Opponent	PF	PA	Pt Diff	OT	Finish	1st Rd		Qtrs		Semi		Final		Consol		5th PI Conso		3rd PI Conso	
													W	L	W	L	W	L	W	L	W	L	W	L	W	L
1	1	2/20/2014		qtr	1		Saint Francis (1)	54	41	13																
	2	2/21/2014		semi	1		Kohala	70	59	11																
	3	2/22/2014		final		1	Hawaii Prep	33	42	-9		2							1							
2	4	2/26/2015		qtr	1		Pahoa (1)	57	52	5																
	5	2/27/2015		semi	1		Hawaii Baptist (4)	37	32	5																
	6	2/28/2015		final		1	Kaiser (2)	45	49	-4		2							1							
3	7	2/18/2016		qtr		1	Saint Francis (1)	33	50	-17																
	8	2/19/2016		5 semi	1		St. Joseph	50	48	2	1												1			
	9	2/20/2016		5th	1		Roosevelt	47	31	16		5											1			
4	10	2/15/2017	3	qtr	1		Le Jardin	51	38	13																
	11	2/16/2017		semi	1		Seabury Hall (2)	56	46	10	1															
	12	2/17/2017		final		1	Saint Francis (1)	46	52	-6		2							1							
5	13	2/14/2018	2	qtr	1		Honokaa	51	33	18																
	14	2/15/2018		semi		1	Damien	37	45	-8																
	15	2/16/2018		3rd	1		Kauai	42	38	4		3														1
6	16	2/8/2023		qtr		1	Kohala (1)	45	55	-10																
	17	2/9/2023		5 semi		1	Seabury Hall	36	50	-14																1
										0																
		<b>TOTAL</b>			<b>10</b>	<b>7</b>		<b>790</b>	<b>761</b>	<b>29</b>			<b>0</b>	<b>0</b>	<b>4</b>	<b>2</b>	<b>3</b>	<b>1</b>	<b>0</b>	<b>3</b>	<b>0</b>	<b>0</b>	<b>2</b>	<b>1</b>	<b>1</b>	<b>0</b>

# Kapaa

App	Game	Date	Seed	Round	W	L	Opponent	PF	PA	Pt Diff	OT	Finish	1st Rd		Qtrs		Semi		Final		Consol		5th PI Conso		3rd PI Conso	
													W	L	W	L	W	L	W	L	W	L	W	L	W	L
1	1	3/4/2009		1	1		Word of Life	66	58	8			1													
	2	3/5/2009		qtr		1	Castle (1)	46	49	-3					1											
	3	3/6/2009		5 semi		1	Pahoa	46	52	-6													1			
2	4	3/4/2010		qtr	1		University (4)	35	32	3			1													
	5	3/5/2010		semi		1	Pahoa	36	52	-16						1										
	6	3/6/2010		3rd	1		AOP	55	37	18		3													1	
3	7	2/17/2011	4	qtr		1	University	33	43	-10					1											
	8	2/18/2011		5 semi		1	St. Joseph's	44	49	-5														1		
4	9	2/23/2012	3	qtr		1	McKinley	69	77	-8					1											
	10	2/24/2012		5 semi		1	Hanalani	66	72	-6	1													1		
5	11	2/21/2013		qtr		1	Hawaii Prep (4)	36	68	-32					1											
	12	2/22/2013		5 semi		1	Waianae	39	50	-11														1		
6	13	2/18/2016	3	qtr		1	University	35	51	-16					1											
	14	2/19/2016		5 semi		1	Roosevelt	50	58	-8														1		
7	15	2/24/2022	4	qtr		1	Maui Prep (5)	50	75	-25					1											
	16	2/25/2022		5 semi	1		Waipahu	66	59	7	2												1			
	17	2/26/2022		5th	1		Le Jardin	53	45	8		5											1			
										0																
		<b>TOTAL</b>			<b>5</b>	<b>12</b>		<b>825</b>	<b>927</b>	<b>-102</b>			<b>1</b>	<b>0</b>	<b>1</b>	<b>6</b>	<b>0</b>	<b>1</b>	<b>0</b>	<b>0</b>	<b>0</b>	<b>0</b>	<b>2</b>	<b>5</b>	<b>1</b>	<b>0</b>

# Kauai

App	Game	Date	Seed	Round	W	L	Opponent	PF	PA	Pt Diff	OT	Finish	1st Rd		Qtrs		Semi		Final		Consol		5th PI Conso		3rd PI Conso	
													W	L	W	L	W	L	W	L	W	L	W	L	W	L
1	1	2/20/2007		1		1	AOP	52	60	-8																
	2	2/21/2007		cons		1	Hawaii Baptist	52	64	-12		-										1				
2	3	2/20/2008		1		1	McKinley	42	46	-4																
	4	2/21/2008		cons	1		Lanai	60	45	15												1				
	5	2/22/2008		cons		1	St. Joseph's	70	75	-5	2	-										1				
3	6	2/20/2014		qtr		1	Kohala (4)	56	71	-15																
	7	2/21/2014		5 semi		1	Saint Francis	61	71	-10		-													1	
4	8	2/26/2015		qtr		1	Hawaii Baptist (4)	45	57	-12																
	9	2/27/2015		5 semi		1	Pahoa	70	74	-4		-														
5	10	2/15/2017		qtr		1	Honokaa (4)	55	71	-16																
	11	2/16/2017		5 semi		1	Farrington	68	69	-1	1	-														
6	12	2/14/2018		qtr	1		Hawaii Prep (4)	53	50	3																
	13	2/15/2018		semi		1	Saint Francis (1)	42	65	-23																
	14	2/16/2018		3rd		1	Kalani	38	42	-4		4														
7	15	2/21/2019		qtr		1	Farrington (2)	52	62	-10																
	16	2/22/2019		5 semi	1		University	50	48	2															1	
	17	2/23/2019		5th	1		Kaiser	52	38	14		5													1	
8	18	2/19/2020	3	qtr		1	Kohala	64	68	-4																
	19	2/20/2020		5 semi	1		Hanalani	48	46	2																
	20	2/21/2020		5th	1		Seabury Hall	52	49	3		5														
9	21	2/8/2023	3	qtr	1		Honokaa	62	47	15																
	22	2/9/2023		semi		1	University	45	56	-11																
	23	2/10/2023		3rd	1		Hawaii Baptist	65	41	24		3														
										0																
		<b>TOTAL</b>			<b>8</b>	<b>15</b>		<b>1254</b>	<b>1315</b>	<b>-61</b>			<b>0</b>	<b>2</b>	<b>2</b>	<b>5</b>	<b>0</b>	<b>2</b>	<b>0</b>	<b>0</b>	<b>1</b>	<b>2</b>	<b>4</b>	<b>3</b>	<b>1</b>	<b>1</b>





# Lanai

App	Game	Date	Seed	Round	W	L	Opponent	PF	PA	Pt Diff	OT	Finish	1st Rd		Qtrs		Semi		Final		Consol		5th PI Conso		3rd PI Conso	
													W	L	W	L	W	L	W	L	W	L	W	L	W	L
1	1	2/20/2008		1		1	Farrington	39	50	-11			1													
	2	2/21/2008		cons		1	Kauai	45	60	-15											1					
										0																
		<b>TOTAL</b>			<b>0</b>	<b>2</b>		<b>84</b>	<b>110</b>	<b>-26</b>			<b>0</b>	<b>1</b>	<b>0</b>	<b>0</b>	<b>0</b>	<b>0</b>	<b>0</b>	<b>0</b>	<b>0</b>	<b>1</b>	<b>0</b>	<b>0</b>	<b>0</b>	<b>0</b>

# Le Jardin

App	Game	Date	Seed	Round	W	L	Opponent	PF	PA	Pt Diff	OT	Finish	1st Rd		Qtrs		Semi		Final		Consol		5th PI Conso		3rd PI Conso	
													W	L	W	L	W	L	W	L	W	L	W	L	W	L
1	1	2/15/2017		qtr		1	Kalani (3)	38	51	-13						1										
	2	2/16/2017		5 semi	1		Hawaii Prep	44	40	4													1			
	3	2/17/2017		5th	1		Farrington	57	53	4		5											1			
2	4	2/24/2022		qtr		1	Kaimuki (2)	61	74	-13						1										
	5	2/25/2022		5 semi	1		Seabury Hall	62	54	8	1												1			
	6	2/26/2022		5th		1	Kapaa	45	53	-8		6												1		
										0																
		<b>TOTAL</b>			<b>3</b>	<b>3</b>		<b>307</b>	<b>325</b>	<b>-18</b>			<b>0</b>	<b>0</b>	<b>0</b>	<b>2</b>	<b>0</b>	<b>0</b>	<b>0</b>	<b>0</b>	<b>0</b>	<b>0</b>	<b>3</b>	<b>1</b>	<b>0</b>	<b>0</b>



# McKinley

App	Game	Date	Seed	Round	W	L	Opponent	PF	PA	Pt Diff	OT	Finish	1st Rd		Qtrs		Semi		Final		Consol		5th PI Conso		3rd PI Conso	
													W	L	W	L	W	L	W	L	W	L	W	L	W	L
1	1	2/20/2007		1	1		St. Joseph's	63	48	15			1													
	2	2/21/2007		qtr	1		Seabury Hall (4)	58	34	24					1											
	3	2/22/2007		semi	1		Farrington	33	29	4						1										
	4	2/23/2007		final	1		Kohala (3)	55	28	27		1					1									
2	5	2/20/2008		1	1		Kauai	46	42	4			1													
	6	2/21/2008		qtr	1		University (2)	41	38	3					1											
	7	2/22/2008		semi		1	Farrington	24	31	-7							1									
	8	2/23/2008		3rd	1		Hawaii Baptist	41	38	3		3													1	
3	9	2/17/2011		qtr		1	Pahoa (2)	64	68	-4	1					1										
	10	2/18/2011		5 semi	1		Seabury Hall	68	52	16													1			
	11	2/19/2011		5th	1		St. Joseph's	43	40	3		5											1			
4	12	2/23/2012		qtr	1		Kapaa (3)	77	69	8					1											
	13	2/24/2012		semi	1		Hawaii Prep (2)	40	38	2							1									
	14	2/25/2012		final		1	Kalaheo (1)	42	57	-15		2						1								
5	15	2/19/2020		qtr	1		Hanalani (2)	51	50	1					1											
	16	2/20/2020		semi		1	Kohala	27	45	-18							1									
	17	2/21/2020		3rd		1	Hawaii Prep	39	51	-12		4													1	
										0																
		<b>TOTAL</b>			<b>12</b>	<b>5</b>		<b>812</b>	<b>758</b>	<b>54</b>			<b>2</b>	<b>0</b>	<b>4</b>	<b>1</b>	<b>2</b>	<b>2</b>	<b>1</b>	<b>1</b>	<b>0</b>	<b>0</b>	<b>2</b>	<b>0</b>	<b>1</b>	<b>1</b>

# Molokai

App	Game	Date	Seed	Round	W	L	Opponent	PF	PA	Pt Diff	OT	Finish	1st Rd		Qtrs		Semi		Final		Consol		5th PI Conso		3rd PI Conso	
													W	L	W	L	W	L	W	L	W	L	W	L	W	L
1	1	2/20/2007		1	1		Hawaii Baptist	52	49	3	1		1													
	2	2/21/2007		qtr		1	Kohala (3)	50	67	-17					1											
	3	2/22/2007		5 semi		1	AOP	29	46	-17													1			
2	4	2/21/2008	4	qtr		1	Hawaii Baptist	49	64	-15					1								1			
	5	2/22/2008		5 semi		1	Kaiser	55	70	-15													1			
3	6	3/5/2009	4	qtr	1		Pahoa	52	48	4			1													
	7	3/6/2009		semi		1	Castle (1)	44	57	-13							1									
	8	3/7/2009		3rd		1	Kohala	55	70	-15		4														1
										0																
		<b>TOTAL</b>			<b>2</b>	<b>6</b>		<b>386</b>	<b>471</b>	<b>-85</b>			<b>1</b>	<b>0</b>	<b>1</b>	<b>2</b>	<b>0</b>	<b>1</b>	<b>0</b>	<b>0</b>	<b>0</b>	<b>0</b>	<b>0</b>	<b>2</b>	<b>0</b>	<b>1</b>

# Pahoa

App	Game	Date	Seed	Round	W	L	Opponent	PF	PA	Pt Diff	OT	Finish	1st Rd		Qtrs		Semi		Final		Consol		5th PI Conso		3rd PI Conso	
													W	L	W	L	W	L	W	L	W	L	W	L	W	L
1	1	2/20/2007		1		1	Farrington	46	56	-10			1													
	2	2/21/2007		cons		1	St. Joseph's	46	56	-10		-									1					
2	3	3/4/2009		1	1		University	48	45	3			1													
	4	3/5/2009		qtr		1	Molokai (4)	48	52	-4					1											
	5	3/6/2009		5 semi	1		Kapaa	52	46	6													1			
	6	3/7/2009		5th	1		Roosevelt	47	44	3		5											1			
3	7	3/4/2010		qtr	1		Roosevelt (1)	56	48	8			1													
	8	3/5/2010		semi	1		Kapaa	52	36	16					1											
	9	3/6/2010		final	1		Kailua	41	38	3		1					1									
4	10	2/17/2011	2	qtr	1		McKinley	68	64	4	1			1												
	11	2/18/2011		semi	1		Island Pacific (3)	48	39	9					1											
	12	2/19/2011		final		1	Farrington (1)	45	58	-13		2						1								
5	13	2/21/2013		qtr		1	Kailua (2)	42	47	-5					1											
	14	2/22/2013		5 semi	1		University	55	52	3													1			
	15	2/23/2013		5th	1		Waianae	47	42	5		5											1			
6	16	2/26/2015	1	qtr		1	Kalani	52	57	-5					1											
	17	2/27/2015		5 semi	1		Kauai	74	70	4													1			
	18	2/28/2015		5th		1	Damien	42	43	-1		6												1		
										0																
		<b>TOTAL</b>			<b>11</b>	<b>7</b>		<b>909</b>	<b>893</b>	<b>16</b>			<b>1</b>	<b>1</b>	<b>2</b>	<b>3</b>	<b>2</b>	<b>0</b>	<b>1</b>	<b>1</b>	<b>0</b>	<b>1</b>	<b>5</b>	<b>1</b>	<b>0</b>	<b>0</b>

# Roosevelt

App	Game	Date	Seed	Round	W	L	Opponent	PF	PA	Pt Diff	OT	Finish	1st Rd		Qtrs		Semi		Final		Consol		5th PI Conso		3rd PI Conso	
													W	L	W	L	W	L	W	L	W	L	W	L	W	L
1	1	3/4/2009		1	1		Hanalani	52	37	15			1													
	2	3/5/2009		qtr		1	Kohala (2)	58	70	-12					1											
	3	3/6/2009		5 semi	1		Hawaii Baptist	52	43	9												1				
	4	3/7/2009		5th		1	Pahoa	44	47	-3		6												1		
2	5	3/4/2010	1	qtr		1	Pahoa	48	56	-8					1											
	6	3/5/2010		5 semi	1		University	48	38	10												1				
	7	3/6/2010		5th		1	St. Joseph's	42	48	-6		6												1		
3	8	2/18/2016	2	qtr		1	Honokaa	37	40	-3																
	9	2/19/2016		5 semi	1		Kapaa	58	50	8													1			
	10	2/20/2016		5th		1	Kalani	31	47	-16		6													1	
4	11	2/14/2018		qtr		1	Saint Francis (1)	51	62	-11																
	12	2/15/2018		5 semi	1		Hawaii Prep	44	43	1													1			
	13	2/16/2018		5th	1		Honokaa	54	44	10		5											1			
5	14	2/19/2020	4	qtr	1		Seabury Hall	58	35	23					1											
	15	2/20/2020		semi	1		Hawaii Prep (1)	41	37	4																
	16	2/21/2020		final		1	Kohala	48	51	-3		2							1							
										0																
		<b>TOTAL</b>			<b>8</b>	<b>8</b>		<b>766</b>	<b>748</b>	<b>18</b>			<b>1</b>	<b>0</b>	<b>1</b>	<b>4</b>	<b>1</b>	<b>0</b>	<b>0</b>	<b>1</b>	<b>0</b>	<b>0</b>	<b>5</b>	<b>3</b>	<b>0</b>	<b>0</b>



# Saint Francis

App	Game	Date	Seed	Round	W	L	Opponent	PF	PA	Pt Diff	OT	Finish	1st Rd		Qtrs		Semi		Final		Consol		5th PI Conso		3rd PI Conso	
													W	L	W	L	W	L	W	L	W	L	W	L	W	L
1	1	2/23/2012	4	qtr		1	Seabury Hall	48	49	-1																
	2	2/24/2012		5 semi	1		Kohala	72	67	5													1			
	3	2/25/2012		5th		1	Hanalani	39	53	-14		6														
2	4	2/21/2013	1	qtr	1		Waianae	64	34	30																
	5	2/22/2013		semi	1		Hawaii Prep (4)	55	53	2																
	6	2/23/2013		final	1		Kailua (2)	39	34	5		1							1							
3	7	2/20/2014	1	qtr		1	Kalani	41	54	-13																
	8	2/21/2014		5 semi	1		Kauai	71	61	10																
	9	2/22/2014		5th		1	Kaiser	36	41	-5		6														
4	10	2/18/2016	1	qtr	1		Kalani	50	33	17																
	11	2/19/2016		semi		1	Seabury Hall	37	40	-3	1															
	12	2/20/2016		3rd	1		Honokaa	58	52	6		3														
5	13	2/15/2017	1	qtr	1		Farrington	80	43	37																
	14	2/16/2017		semi	1		Honokaa (4)	78	50	28																
	15	2/17/2017		final	1		Kalani (3)	52	46	6		1														
6	16	2/14/2018	1	qtr	1		Roosevelt	62	51	11																
	17	2/15/2018		semi	1		Kauai	65	42	23																
	18	2/16/2018		final	1		Damien	76	52	24		1														
										0																
		<b>TOTAL</b>			<b>13</b>	<b>5</b>		<b>1023</b>	<b>855</b>	<b>168</b>			<b>0</b>	<b>0</b>	<b>4</b>	<b>2</b>	<b>3</b>	<b>1</b>	<b>3</b>	<b>0</b>	<b>0</b>	<b>0</b>	<b>2</b>	<b>2</b>	<b>1</b>	<b>0</b>

# St. Joseph's

App	Game	Date	Seed	Round	W	L	Opponent	PF	PA	Pt Diff	OT	Finish	1st Rd		Qtrs		Semi		Final		Consol		5th PI Conso		3rd PI Conso	
													W	L	W	L	W	L	W	L	W	L	W	L	W	L
1	1	2/20/2007		1		1	McKinley	48	63	-15																
	2	2/21/2007		cons	1		Pahoa	56	46	10										1						
	3	2/22/2007		cons		1	Hawaii Baptist	40	47	-7		x									1					
2	4	2/20/2008		1		1	Hawaii Baptist	40	63	-23			1													
	5	2/21/2008		cons	1		Word of Life	38	37	1										1						
	6	2/22/2008		cons	1		Kauai	75	70	5	2	cons								1						
3	7	3/4/2010	3	qtr		1	Kailua	46	54	-8					1											
	8	3/5/2010		5 semi	1		Seabury Hall	72	64	8													1			
	9	3/6/2010		5th	1		Roosevelt	48	42	6		5											1			
4	10	2/17/2011		qtr		1	Farrington (1)	33	40	-7					1											
	11	2/18/2011		5 semi	1		Kapaa	49	44	5													1			
	12	2/19/2011		5th		1	McKinley	40	43	-3		6												1		
5	13	2/18/2016	4	qtr		1	Seabury Hall	33	38	-5					1											
	14	2/19/2016		5 semi		1	Kalani	48	50	-2	1	x												1		
										0																
		<b>TOTAL</b>			<b>6</b>	<b>8</b>		<b>666</b>	<b>701</b>	<b>-35</b>			<b>0</b>	<b>2</b>	<b>0</b>	<b>3</b>	<b>0</b>	<b>0</b>	<b>0</b>	<b>0</b>	<b>3</b>	<b>1</b>	<b>3</b>	<b>2</b>	<b>0</b>	<b>0</b>

# Seabury Hall

App	Game	Date	Seed	Round	W	L	Opponent	PF	PA	Pt Diff	OT	Finish	1st Rd		Qtrs		Semi		Final		Consol		5th PI Conso		3rd PI Conso		
													W	L	W	L	W	L	W	L	W	L	W	L	W	L	W
1	1	2/21/2007	4	qtr		1	McKinley	34	58	-24																	
	2	2/22/2007		5 semi		1	University	46	50	-4		-												1			
2	3	3/4/2009		1		1	Kailua	53	77	-24			1														
	4	3/5/2009		cons	1		Hanalani	58	39	19											1						
	5	3/6/2009		cons	1		University	64	39	25		cons									1						
3	6	3/4/2010	2	qtr		1	AOP	57	60	-3	1					1											
	7	3/5/2010		5 semi		1	St. Joseph	64	72	-8		-												1			
4	8	2/17/2011		qtr		1	Island Pacific	51	55	-4						1								1			
	9	2/18/2011		5 semi		1	McKinley	52	68	-16		-												1			
5	10	2/23/2012		qtr	1		St. Francis (4)	49	48	1					1												
	11	2/24/2012		semi		1	Kalaheo (1)	36	38	-2							1										
	12	2/25/2012		3rd		1	Hawaii Prep	57	85	-28		4														1	
6	13	2/21/2013	3	qtr	1		University	59	56	3	1				1												
	14	2/22/2013		semi		1	Kailua (2)	36	49	-13							1										
	15	2/23/2013		3rd		1	Hawaii Prep	52	76	-24		4														1	
7	16	2/20/2014	3	qtr	1		Damien	58	55	3					1												
	17	2/21/2014		semi		1	Hawaii Prep	35	58	-23							1										
	18	2/22/2014		3rd	1		Kohala	57	45	12		3													1		
8	19	2/26/2015	3	qtr		1	Kohala	51	76	-25						1											
	20	2/27/2015		5 semi		1	Damien	55	66	-11		-												1			
9	21	2/18/2016		qtr	1		St. Joseph (4)	38	33	5					1												
	22	2/19/2016		semi	1		Saint Francis (1)	40	37	3	1						1										
	23	2/20/2016		final		1	University	31	46	-15		2							1								
10	24	2/15/2017	2	qtr	1		Hawaii Prep	47	25	22					1												
	25	2/16/2017		semi		1	Kalani (3)	46	56	-10	1							1									
	26	2/17/2017		3rd	1		Honokaa	52	43	9		3													1		
11	27	2/14/2018	3	qtr		1	Damien	45	57	-12						1											
	28	2/15/2018		semi		1	Honokaa	41	47	-6		-												1			
12	29	2/21/2019	4	qtr	1		Kaiser	42	39	3					1												
	30	2/22/2019		semi		1	Damien (1)	50	78	-28								1									
	31	2/23/2019		3rd		1	Hawaii Prep	34	48	-14		4														1	
13	32	2/19/2020		qtr		1	Roosevelt (4)	35	58	-23						1											
	33	2/20/2020		5 semi	1		University	45	31	14														1			
	34	2/21/2020		5th		1	Kauai	49	52	-3		6													1		
14	35	2/24/2022		qtr		1	Hawaii Baptist (3)	39	54	-15						1											
	36	2/25/2022		5 semi		1	Le Jardin	54	62	-8	1	-													1		
15	37	2/8/2023	4	qtr		1	Hawaii Baptist	62	63	-1						1											
	38	2/9/2023		5 semi	1		Kalani	50	36	14														1			
	39	2/10/2023		5th	1		Honokaa	68	52	16		5												1			
										0																	
		<b>TOTAL</b>				<b>14</b>	<b>25</b>			<b>1892</b>	<b>2087</b>	<b>-195</b>		<b>0</b>	<b>1</b>	<b>6</b>	<b>8</b>	<b>1</b>	<b>5</b>	<b>0</b>	<b>1</b>	<b>2</b>	<b>0</b>	<b>3</b>	<b>7</b>	<b>2</b>	<b>3</b>

# University

App	Game	Date	Seed	Round	W	L	Opponent	PF	PA	Pt Diff	OT	Finish	1st Rd		Qtrs		Semi		Final		Consol		5th PI Conso		3rd PI Conso	
													W	L	W	L	W	L	W	L	W	L	W	L	W	L
1	1	2/21/2007	1	qtr		1	Farrington	56	58	-2																
	2	2/22/2007		5 semi	1		Seabury Hall	50	46	4													1			
	3	2/23/2007		5th		1	AOP	36	43	-7		6												1		
2	4	2/21/2008	2	qtr		1	McKinley	38	41	-3																
	5	2/22/2008		5 semi		1	Kohala	60	65	-5	1	-														
3	6	3/4/2009		1		1	Pahoa	45	48	-3				1												
	7	3/5/2009		cons	1		Word of Life	54	52	2											1					
	8	3/6/2009		cons		1	Seabury Hall	39	64	-25		-										1				
4	9	3/4/2010	4	qtr		1	Kapaa	32	35	-3																
	10	3/5/2010		5 semi		1	Roosevelt	38	48	-10		-														
5	11	2/17/2011		qtr	1		Kapaa (4)	43	33	10				1												
	12	2/18/2011		semi		1	Farrington (1)	45	47	-2							1									
	13	2/19/2011		3rd	1		Island Pacific	61	33	28		3														1
6	14	2/21/2013		qtr		1	Seabury Hall (3)	56	59	-3	1															
	15	2/22/2013		5 semi		1	Pahoa	52	55	-3		-														
7	16	2/18/2016		qtr	1		Kapaa (3)	51	35	16				1												
	17	2/19/2016		semi	1		Honokaa	54	39	15							1									
	18	2/20/2016		final	1		Seabury Hall	46	31	15		1						1								
8	19	2/21/2019		qtr		1	Hawaii Prep (3)	42	50	-8																
	20	2/22/2019		5 semi		1	Kauai	48	50	-2		-														
9	21	2/19/2020		qtr		1	Hawaii Prep (1)	46	63	-17																
	22	2/20/2020		5 semi		1	Seabury Hall	31	45	-14		-														
10	23	2/8/2023		qtr	1		Farrington (2)	48	29	19				1												
	24	2/9/2023		semi	1		Kauai (3)	56	45	11																
	25	2/10/2023		final		1	Kohala (1)	45	55	-10		2							1							
										0																
		<b>TOTAL</b>			<b>9</b>	<b>16</b>		<b>1172</b>	<b>1169</b>	<b>3</b>			<b>0</b>	<b>1</b>	<b>3</b>	<b>6</b>	<b>2</b>	<b>1</b>	<b>1</b>	<b>1</b>	<b>1</b>	<b>1</b>	<b>1</b>	<b>6</b>	<b>1</b>	<b>0</b>

# Waianae

App	Game	Date	Seed	Round	W	L	Opponent	PF	PA	Pt Diff	OT	Finish	1st Rd		Qtrs		Semi		Final		Consol		5th PI Conso		3rd PI Conso	
													W	L	W	L	W	L	W	L	W	L	W	L	W	L
1	1	2/21/2013		qtr		1	St. Francis (1)	34	64	-30						1										
	2	2/22/2013		5 semi	1		Kapaa	50	39	11												1				
	3	2/23/2013		5th		1	Pahoa	42	47	-5		6											1			
										0																
		<b>TOTAL</b>			<b>1</b>	<b>2</b>		<b>126</b>	<b>150</b>	<b>-24</b>			<b>0</b>	<b>0</b>	<b>0</b>	<b>1</b>	<b>0</b>	<b>0</b>	<b>0</b>	<b>0</b>	<b>0</b>	<b>0</b>	<b>1</b>	<b>1</b>	<b>0</b>	<b>0</b>

# Waipahu

App	Game	Date	Seed	Round	W	L	Opponent	PF	PA	Pt Diff	OT	Finish	1st Rd		Qtrs		Semi		Final		Consol		5th PI Conso		3rd PI Conso	
													W	L	W	L	W	L	W	L	W	L	W	L	W	L
1	1	2/24/2022		qtr		1	Kohala (1)	45	60	-15						1										
	2	2/25/2022		5 semi		1	Kapaa	59	66	-7	2	-											1			
										0																
		<b>TOTAL</b>			<b>0</b>	<b>2</b>		<b>104</b>	<b>126</b>	<b>-22</b>			<b>0</b>	<b>0</b>	<b>0</b>	<b>1</b>	<b>0</b>	<b>0</b>	<b>0</b>	<b>0</b>	<b>0</b>	<b>0</b>	<b>0</b>	<b>1</b>	<b>0</b>	<b>0</b>

# Word of Life

App	Game	Date	Seed	Round	W	L	Opponent	PF	PA	Pt Diff	OT	Finish	1st Rd		Qtrs		Semi		Final		Consol		5th PI Conso		3rd PI Conso	
													W	L	W	L	W	L	W	L	W	L	W	L	W	L
1	1	2/20/2008		1		1	Kaiser	45	47	-2																
	2	2/21/2008		cons		1	St. Joseph's	37	38	-1											1					
2	3	3/4/2009		1		1	Kapaa	58	66	-8																
	4	3/5/2009		cons		1	University	52	54	-2	1										1					
										0																
		<b>TOTAL</b>			<b>0</b>	<b>4</b>		<b>192</b>	<b>205</b>	<b>-13</b>			<b>0</b>	<b>2</b>	<b>0</b>	<b>0</b>	<b>0</b>	<b>0</b>	<b>0</b>	<b>0</b>	<b>0</b>	<b>2</b>	<b>0</b>	<b>0</b>	<b>0</b>	<b>0</b>



McKinley players erupt off the bench to win the first HHSAA Division II championship in 2007. (Honolulu Advertiser)

## **Championship box scores (2007-2023)**



VISITORS: University Jr. Bows 23-7, 2-1 HHSAA

##	Player Name	SHOTS			REBOUNDS			PF	TP	A	TO	BLK	S	MIN
		TOT-FG	3-PT	FT-FTA	OF	DE	TOT							
10	Todd McKinney..... *	0-4	0-0	2-4	2	1	3	2	2	3	3	0	0	28
12	Trey Ambrozich..... *	4-8	2-3	0-0	1	5	6	0	10	0	1	4	0	29
13	Koa Laboy..... *	3-7	0-0	3-3	3	11	14	2	9	4	4	0	1	30
23	Alika Ahu..... *	0-2	0-2	0-0	0	2	2	4	0	1	3	0	1	22
31	Duke Mobley..... *	7-14	0-0	0-0	1	7	8	0	14	0	0	0	1	32
00	Kena Quitan.....	1-4	1-3	0-1	0	1	1	2	3	0	4	0	0	19
TEAM.....														
Totals.....		15-39	3-8	5-8	7	27	34	10	38	8	15	4	3	160

TOTAL FG% 1st Half:	8-22	36.4%	2nd Half:	7-17	41.2%	Game:	38.5%	DEADB
3-Pt. FG% 1st Half:	2-3	66.7%	2nd Half:	1-5	20.0%	Game:	37.5%	REBS
F Throw % 1st Half:	3-4	75.0%	2nd Half:	2-4	50.0%	Game:	62.5%	1

HOME TEAM: Kohala Cowboys 19-2, 3-0 HHSAA

##	Player Name	SHOTS			REBOUNDS			PF	TP	A	TO	BLK	S	MIN
		TOT-FG	3-PT	FT-FTA	OF	DE	TOT							
01	Isaac Libron..... *	0-8	0-6	2-2	0	1	1	2	2	0	1	0	1	27
02	Landon Kauka..... *	7-12	3-5	2-2	1	2	3	1	19	0	1	0	3	26
04	Layden Kauka..... *	5-18	1-6	2-8	1	6	7	2	13	1	1	0	2	30
05	Jayden Hook..... *	3-5	0-1	0-1	3	6	9	1	6	3	1	0	1	32
21	Trever Figueroa..... *	0-1	0-0	0-0	1	2	3	2	0	1	0	0	3	32
12	Easton Hoshida.....	0-2	0-1	0-0	1	0	1	3	0	0	0	0	0	13
TEAM.....														
Totals.....		15-46	4-19	6-13	7	19	26	11	40	5	4	0	10	160

TOTAL FG% 1st Half:	8-24	33.3%	2nd Half:	7-22	31.8%	Game:	32.6%	DEADB
3-Pt. FG% 1st Half:	1-10	10.0%	2nd Half:	3-9	33.3%	Game:	21.1%	REBS
F Throw % 1st Half:	0-1	0.0%	2nd Half:	6-12	50.0%	Game:	46.2%	4

Officials: Steven Piercy, Pete Arceo, Patrick Black-Santiago  
 Technical fouls: University Jr. Bows-None. Kohala Cowboys-None.  
 Score by Periods  
 University Jr. Bows..... 7 14 9 8 - 38  
 Kohala Cowboys..... 12 5 10 13 - 40



MARCO GARCIA / SPECIAL TO THE STAR ADVERTISER

The Kohala bench celebrated after beating University for the championship on Friday.

# How 'bout them Cowboys?

By Paul Honda  
 phonda@staradvertiser.com

Freshman Layden Kauka hit a 16-foot jumper with 5.4 seconds left as Kohala rallied past University 40-38 in the Division II final of the Heide & Cook/HHSAA Boys Basketball State Championships on Friday night at Simphi Arena.

"It feels amazing, winning a state championship in my first year," Kauka said. "It's crazy. We talked about it, 92 days ago was our first day of

right here. Our leaders are underclassmen," Kapeliela said. "We knew that they could do it. It was a matter of whether they believe they could do it. Tough game. They never gave up and kept battling all the way to the end. University is tough, kind of like HPA. They've got a lot of freshmen and sophomores."

Down 37-33, Kohala dug deep. Kauka, a 6-foot freshman, came up clutch with a step-back 3-point shot to bring the Cowboys within

rim at the buzzer.

Kauka finished with 13 points on 5-for-18 shooting from the field against a tall, physical ULS man-to-man defense, adding seven rebounds and two steals. His brother, junior guard Landon Kauka, finished with a game-high 19 points (7-for-12 from

## KOHALA 40, UNIVERSITY 38

### JKL BOWS (23-7)

MIN	FG-FGA	FT-FTA	R	A	PF	PTS
McKinney	28	0-4	2-4	3	3	2
Ambrozich	29	4-8	0-0	6	0	10
Laboy	30	3-7	3-3	14	4	9
Ahu	22	0-2	0-2	2	1	0
Mobley	32	7-14	0-0	8	0	14
Quitan	19	1-4	0-1	1	0	2
TEAM	15	15-39	3-8	34	10	38

### COWBOYS (19-2)

MIN	FG-FGA	FT-FTA	R	A	PF	PTS
Libron	27	0-8	2-2	1	0	2
Lan Kauka	26	7-12	2-2	3	0	19
Lay Kauka	30	5-18	1-6	7	1	13
Hook	32	3-5	0-1	9	3	6
Figueroa	32	0-1	0-0	3	1	0
Hoshida	13	0-2	0-0	1	0	0
TEAM	15	15-46	4-19	26	11	40

Key - min: minutes played; fg: field goals made/attempted; ft: free throws made/attempted; r: rebounds; a: assists; pf: per-

VISITORS: Kaimuki Bulldogs 13-5, 2-1 HHSAA		TOT-FG		3-PT		REBOUNDS			PF		TP		A TO		BLK S		MIN
##	Player Name	FG-FGA	FG-FGA	FT-FTA	OF	DE	TOT	PF	TP	A	TO	BLK	S			MIN	
01	Cleveland, Malu..... *	1-2	0-1	0-0	0	3	3	3	2	4	4	0	1			28	
02	White, Jeremiah..... *	3-11	1-3	0-0	1	2	3	3	7	1	2	0	2			27	
03	Renton, Kesykil..... *	2-4	0-1	0-0	1	3	4	3	4	0	2	0	0			20	
05	Fritz-Betiru, Rashawn *	7-14	1-5	0-2	2	0	2	1	15	2	3	1	1			28	
12	Lupica, Daysen..... *	2-9	1-4	0-0	1	1	2	1	5	0	1	0	3			30	
04	Renton, Jake.....	0-0	0-0	0-0	0	0	0	0	0	0	2	0	0			2	
10	Eaton, Kenny.....	1-1	0-0	0-0	0	0	0	0	2	0	0	0	0			4	
11	Hanis, Jamen.....	0-1	0-0	0-0	0	0	0	0	0	0	0	0	0			2	
21	Arakawa, Sean.....	0-0	0-0	0-0	1	2	3	1	0	0	1	0	0			12	
22	Ludwig, Mark.....	0-0	0-0	0-0	0	0	0	0	0	0	0	0	0			2	
32	Bunao, Tristan.....	0-0	0-0	0-0	0	0	0	0	0	0	0	0	0			2	
50	Sio, Harmon.....	0-2	0-0	0-0	1	0	1	1	0	0	0	0	0			2	
TEAM.....						1	1	2			1						
Totals.....		16-44	3-14	0-2	8	12	20	13	35	7	16	1	7			159	

HOME TEAM: Maui Prep Na Pueo 17-0, 3-0 HHSAA		TOT-FG		3-PT		REBOUNDS			PF		TP		A TO		BLK S		MIN
##	Player Name	FG-FGA	FG-FGA	FT-FTA	OF	DE	TOT	PF	TP	A	TO	BLK	S			MIN	
02	Triplet, Drew..... *	3-6	1-1	3-3	1	7	8	0	10	16	7	0	0			32	
10	Falk, Dylan..... *	4-8	2-4	2-2	2	1	3	0	12	1	0	0	0			27	
11	Falk, Jimmy..... *	6-8	3-4	2-2	2	4	6	1	17	3	0	0	0			29	
23	Biegle, Koenig..... *	3-8	1-2	0-0	3	3	6	0	7	0	1	1	0			27	
24	Basurto, Levi..... *	4-6	0-1	4-4	1	4	5	4	12	0	4	1	2			19	
01	Bluh, Bennett.....	1-3	0-2	0-0	0	0	0	0	2	0	0	0	0			3	
12	Flores, Emerson.....	2-5	1-3	0-0	0	0	0	2	5	1	1	0	2			16	
15	Shively, Kai.....	0-1	0-1	0-0	0	1	1	0	0	0	0	0	0			3	
25	Salem, Chris.....	0-0	0-0	0-0	0	0	0	0	0	0	0	0	0			2	
32	Godwin, Kai.....	0-0	0-0	0-0	1	0	1	0	0	0	0	0	0			2	
TEAM.....																	
Totals.....		23-45	8-18	11-11	10	20	30	7	65	21	13	2	4			160	

TOTAL FG% 1st Half:	9-24 37.5%	2nd Half:	7-20 35.0%	Game:	36.4%	DEADB
3-Pt. FG% 1st Half:	1-7 14.3%	2nd Half:	2-7 28.6%	Game:	21.4%	REBS
F Throw % 1st Half:	0-0 0.0%	2nd Half:	0-2 0.0%	Game:	0.0%	1

Officials: Lloyd Lee Jr., Daniel Matsamura, Bryan Cannon  
 Technical fouls: Kaimuki-None. Maui Prep-None.  
 Score by Periods  
 Kaimuki Bulldogs..... 15 4 5 11 - 35  
 Maui Prep Na Pueo..... 14 17 15 19 - 65

# Triplet carries Maui Prep to Division II championship

**By Paul Honda**  
[phonda@staradvertiser.com](mailto:phonda@staradvertiser.com)

The scoring machine transformed into the ultimate playmaker, and Maui Prep is now the first team in Maui Interscholastic League history to win a boys basketball state championship in the classification era.

Drew Triplett, a 6-foot-1 senior, had 10 points, eight rebounds and 16 assists as MPA completed its dominant run with a 65-35 win over OIA champion Kaimuki at the Heide & Cook/HHSAA Boys Basketball Division II State Championships at Blaisdell Center.

"We've been in the gym every day since last year," Triplett said. "We had something every day — whether it was practice or not, all the boys asked the coaches if we could get in the gym. All the boys, before practice, after practice, before school, we would get in there. Our coaches always tell me to score, but also to make the right play."

3-point attempt, but his ability to surgically pick apart Kaimuki's defense was unlike any other.

Kaimuki came into the state final with an eight-game win streak, averaging 73 points per game in the big dance.

Instead, Jimmy Falk scored 17 points, connecting on three of four from the arc, while Dylan Falk added 12 points (two treys) and post Levi Basurto tallied 12 points, five boards and two steals. Emerson Flores provided two steals and tight defense for Na Pueo, who finished the season a perfect 17-0.

"As a coach, I demand that they play the right way, that they share the ball," MPA coach Zach Bailey said. "You see a lot of teams out here, they want to put the ball on the ground first, dribble, dribble, dribble. It's tough on our guys, but it's come to fruition."

MPA shot 8-for-18 from the 3-point line, a testament to all the hours spent working through the



Maui Prep guard Drew Triplett drove to the basket around Kaimuki guard Malu Cleveland on Saturday.

Kaimuki coach Greydon Espinda said. "They made some deep shots. Triplett was part of all of that, how unselfish he is."

Maui Prep began its boys basketball program in 2019. MPA built a gym in 2021. Bailey is a physical education and basketball coach at the

sparked the run, but MPA responded with a long-range 3 and a traditional three-point play in the paint by Triplett to turn the tide.

Kaimuki took a 15-14 lead into the second quarter after Rashawn Fritz-Betiru hit a 10-foot bank shot.

MPA then went on a re-sounding 17-5 run in the second quarter as Jimmy Falk rained in a pair of 3s.

Kaimuki shot 2-for-8 from the field as MPA got two wing 3s from Jimmy Falk and another from Dylan Falk. After Basurto took a steal full-court and hit two free throws with less than a second left in the first half, Na Pueo took a 31-19 lead into the locker room.

Tough man-to-man defense limited the Bulldogs to 2-for-11 field-goal shooting in the third quarter. MPA opened the lead to 46-24 with textbook backdoor cuts and Triplett's array of bounce passes and left-handed skip passes to open teammates on the arc.

Fritz-Betiru led Kaimuki (22) with 15 points and

DIVISION II	
Saturday	
At Blaisdell Arena	
Fifth place	
Kapaa 53, Le Jardin 45	
Third place	
Kohala 75, Hawaii Baptist 46	
Championship	
Maui Prep 75, Kaimuki 35	

MAUI PREP 65, KAIMUKI 35	
BULLDOGS (13-5)	
MIN	FG-A FTA R A PF PTS
Cleveland	28 1-2 0-0 3 4 3 2
D. Falk	27 3-11 0-0 3 1 3 7
K. Renton	20 2-4 0-0 4 0 3 4
Fritz-Betiru	28 7-14 0-2 2 1 15
Lupica	30 2-9 0-0 2 0 1 5
J. Renton	2 0-0 0-0 0 0 0 0
Eaton	4 1-1 0-0 0 0 0 2
Hanis	2 0-1 0-0 0 0 0 0
Arakawa	12 0-0 0-0 3 0 1 0
Ludwig	2 0-0 0-0 0 0 0 0
Bunao	2 0-0 0-0 0 0 0 0
Sio	2 0-2 0-0 1 0 1 0
TEAM	160 16-44 0-2 20 7 13 35

NA PUEO (17-0)	
MIN	FG-A FTA R A PF PTS
Triplet	32 3-6 3-3 8 16 0 10
D. Falk	27 4-8 2-2 3 1 0 12
J. Falk	29 6-8 2-2 6 3 1 17
Biegle	27 3-8 0-0 6 0 0 7
Basurto	19 4-6 4-4 5 0 4 12
Bluh	3 1-3 0-0 0 0 0 2
Flores	16 2-5 0-0 0 1 2 5
Shively	3 0-1 0-0 1 0 0 0
Salem	2 0-0 0-0 0 0 0 0
Godwin	2 0-0 0-0 1 0 0 0
TEAM	160 23-45 11-11 30 7 13 65

Key — min: minutes played; fg-a: field goals made/attempted; ft-a: free throws made/attempted; r: rebounds; a: assists; pf: personal fouls; pts: total points.

Score By Period



VISITORS: Kohala Cowboys 15-2, 3-0 HHSAA

##	Player Name	TOT-FG			3-PT			REBOUNDS			PF	TP	A	TO	BLK	S	MIN
		FG-FGA	FG-FGA	FT-FTA	OF	DE	TOT										
11	Emeliano, Moses..... *	1-6	0-3	1-3	0	6	6	0	3	4	1	0	2	32			
20	Cazimero, O'Shen..... *	7-12	3-4	6-7	1	1	2	2	23	2	6	1	2	32			
21	Agbayani, Koby..... *	0-5	0-5	0-0	0	7	7	1	0	2	4	0	1	25			
23	Antonio, Elijah..... *	1-3	1-3	2-2	0	1	1	2	5	0	1	0	0	13			
32	Emeliano, Molonai..... *	4-9	0-0	4-4	3	4	7	4	12	2	1	2	0	31			
12	Ellazar-Ching, Zhane.....	1-1	0-0	0-0	2	0	2	1	2	0	2	0	0	7			
13	Francisco, Jeffrey.....	3-7	0-0	0-0	1	3	4	2	6	1	3	0	1	18			
24	Kauka, La'akea.....	0-0	0-0	0-0	0	0	0	0	0	0	0	1	0	2			
TEAM.....					1	4	5										
Totals.....		17-43	4-15	13-16	8	26	34	12	51	11	18	4	6	160			

TOTAL FG% 1st Half:	12-25 48.0%	2nd Half:	5-18 27.8%	Game:	39.5%	DEADB
3-Pt. FG% 1st Half:	4-8 50.0%	2nd Half:	0-7 0.0%	Game:	26.7%	REBS
F Throw % 1st Half:	0-1 0.0%	2nd Half:	13-15 86.7%	Game:	81.3%	0

HOME TEAM: Roosevelt Rough Riders 10-6, 2-1 HHSAA

##	Player Name	TOT-FG			3-PT			REBOUNDS			PF	TP	A	TO	BLK	S	MIN
		FG-FGA	FG-FGA	FT-FTA	OF	DE	TOT										
10	Watanabe, Drake..... *	6-16	1-5	0-2	3	6	9	1	13	1	2	1	2	32			
12	Quinlan, Logan..... *	4-10	0-0	4-5	1	4	5	4	12	2	6	0	6	31			
14	Seguancia, Kody..... *	1-8	1-5	3-6	2	3	5	2	6	2	0	0	4	30			
23	Koki, Kaulana..... *	2-9	0-0	0-0	5	4	9	4	4	1	0	1	0	20			
24	Lewis, Kayman..... *	2-11	0-3	1-2	1	0	1	2	5	1	3	0	2	26			
11	Hur, Jason.....	1-1	0-0	2-2	1	1	2	1	4	0	0	0	0	9			
35	Kaaihue, Kamu.....	2-3	0-0	0-0	0	1	1	2	4	0	0	0	0	12			
TEAM.....					3	2	5										
Totals.....		18-58	2-13	10-17	16	21	37	16	48	7	11	2	14	160			

TOTAL FG% 1st Half:	10-29 34.5%	2nd Half:	8-29 27.6%	Game:	31.0%	DEADB
3-Pt. FG% 1st Half:	2-5 40.0%	2nd Half:	0-8 0.0%	Game:	15.4%	REBS
F Throw % 1st Half:	5-7 71.4%	2nd Half:	5-10 50.0%	Game:	58.8%	5

Officials: Eric Morales, Kelvin Davis, Daniel Matsumura

Technical fouls: Kohala-None. Roosevelt-None.

Score by Periods 1st 2nd 3rd 4th Total

Kohala Cowboys..... 15 13 10 13 - 51

Roosevelt Rough Riders..... 12 15 3 18 - 48

Snapple/HHSAA Boys Basketball State Championships - Division II Championship

# Kohala makes history with first state championship

By Paul Honda  
phonda@staradvertiser.com

O'shen Cazimero poured in 23 points as Kohala outlasted Roosevelt in a thriller, 51-48, to make history, capturing its first Division II boys basketball state championship at Stan Sheriff Center.

Kohala reached the final in the inaugural D-II tourney of 2007, but had not returned until Friday night.

Coach Kihei Kapeliela was an assistant to Don Fernandez for 12 years before becoming head coach this season. The game was extremely physical in the early and late stages, but Kapeliela and his counterpart, Roosevelt's Steve Hathaway, managed to live with the contact. Kapeliela let his run-and-gun squad do just that.

"Today, my team just wanted me to score. Every time I drove, I dished out. I relied on my teammates. Some of them knocked it down. Some of them, it didn't, but it's OK. I took it to the hole, not free throws



CINDY ELLEN RUSSELL / CRUSSELL@STARADVERTISER.COM

The Kohala Cowboys celebrated after winning the state title on Friday.

history. It's the first time we've made it this far. We still have two more years left and we still have chances to get it again."

Kohala's 5-foot-11 post defender, Molonai Emeliano, had 12 points, seven rebounds and two blocks. He faced Kaulana Koki and Kayman Lewis often in the paint

terscholastic Federation and was hoping for a rematch with league champion Hawaii Prep, but Ka Makani fell to Roosevelt in the semifinals.

Roosevelt, the OIA champion, was true to form. The young lineup had ups and downs, but finished with a fury. Kohala led 48-42 after a

missed two free throws that rattled in and out with 26.5 ticks left. His 3 with 3.2 seconds left missed, and Emeliano sank two foul shots with 1.3 seconds left.

Roosevelt's Hail Mary shot from 75 feet away missed at the horn.

Watanabe, a southpaw sophomore like Cazimero

Roosevelt had never advanced past the quarterfinals of the state tournament since 2000, when it placed third.

Though Hathaway warned his team about trying to run and gun with the Cowboys, they did anyway for most of the first quarter. Kohala zoomed to a 15-6 lead behind 3-pointers by Elijah Antonio and Cazimero. Moses Emeliano's layup on a fast-break feed from Francisco gave the B1F runners-up a nine-point cushion with 1:45 left in the first quarter.

Roosevelt regrouped and cut the lead to three entering the second quarter. Seguancia's and-1 three-point play tied it at 23 and the lead changed hands until Cazimero scored on a tough drive and double-pump layup before the halftime buzzer.

Kohala led at the break, 28-27.

The Cowboys went on an 8-2 run to begin the second half as Roosevelt went cold — 1-for-7 — from the field.

Cazimero scored four points during the run and

## KOHALA 51, ROOSEVELT 48 COWBOYS

	MIN	FG-A	FT-A	R	A	PPPTS
Emeliano, Mos.	32	1-6	1-3	6	4	0
Cazimero	32	7-12	6-7	2	2	23
Agbayani	25	0-5	0-0	7	2	1
Antonio	13	1-3	2-2	1	0	5
Emeliano, Mol.	31	4-9	4-4	7	2	12
Ellazar-Ching	7	1-1	0-0	2	0	1
Francisco	18	3-7	0-0	4	1	6
Kauka	2	0-0	0-0	0	0	0
TEAM				5		
TOTALS	160	17-43	12-16	34	11	51

## ROUGH RIDERS

	MIN	FG-A	FT-A	R	A	PPPTS
Watanabe	32	6-16	0-2	9	1	11
Quinlan	31	4-10	4-5	5	2	12
Seguancia	30	1-8	3-6	5	2	6
Koki	20	2-9	0-0	9	1	4
Lewis	26	2-11	1-2	1	1	5
Hur	9	1-1	2-2	0	1	4
Kaaihue	12	2-3	0-0	1	0	4
TEAM				5		
TOTALS	160	18-58	10-17	37	7	48

Key - fg: field goals made-attempted; ft: free throws made-attempted; r: rebounds; pf: personal fouls; pts: total points; a: assists; to: turnovers; min: minutes played.

Kohala	15	13	10	13	-	51
Roosevelt	12	15	3	18	-	48

3-point goals - Kohala 4-15 (Cazimero 3-4, Antonio 1-3, Emeliano, Mos. 0-3, Agbayani 0-5). Roosevelt 2-13 (Watanabe 1-5, Seguancia 1-3, Lewis 0-3). Steals - Kohala 6 (Emeliano, Mos. 2, Cazimero 2, Agbayani, Francisco). Roosevelt 14 (Quinlan 6, Seguancia 4, Watanabe 2, Lewis 2). Blocked shots - Kohala 4 (Emeliano, Mol. 2, Cazimero - Kauka). Roosevelt 2 (Watanabe, Koki). Turnovers - Kohala 18 (Cazimero 6, Agbayani 4, Francisco 3, Ellazar-Ching 2, Emeliano, Mos. Antonio, Emeliano, Mol.). Roosevelt 11 (Quinlan 6, Lewis 3, Watanabe 2). Technical fouls - none. Officials - Eric Morales, Kelvin Davis, Daniel Matsumura.

layup by Watanabe with 3:19 to go.

VISITORS: Farrington Governors 12-4, 2-1 HHSAA

##	Player Name	TOT-FG			3-PT			REBOUNDS			PF	TP	A	TO	BLK	S	MIN
		FG-FGA	FG-FGA	FT-FTA	OF	DE	TOT										
11	Ahadain, Felcris.... *	1-5	0-2	0-0	0	1	1	3	2	0	4	0	1	27			
13	Bagaoisan, Aaron.... *	1-7	0-1	2-4	6	2	8	3	4	1	1	3	0	19			
20	Castro, Aeman Kurt.. *	4-5	3-4	3-4	0	0	0	3	14	1	6	0	0	23			
22	McEnroe, Raefe..... *	6-17	1-6	3-5	5	6	11	3	16	5	4	2	1	32			
33	Havea, Christian.... *	2-5	0-0	0-0	1	3	4	4	4	0	1	0	2	17			
10	Baptista, Johnsen... *	0-4	0-3	0-0	0	2	2	4	0	0	2	1	2	18			
12	Bacaltos, Modesto... *	0-1	0-1	1-2	0	0	0	0	1	0	1	0	0	5			
14	Domingo, John..... *	0-0	0-0	0-0	0	0	0	1	0	1	1	0	0	1			
21	Kouch, Jem..... *	0-0	0-0	4-4	0	0	0	1	4	1	1	1	0	5			
23	Rios, Isaiah..... *	1-3	0-1	0-0	0	1	1	0	2	0	0	0	0	3			
24	Rios, Micah..... *	1-1	1-1	0-0	0	2	2	0	3	0	1	0	0	1			
30	Wong, Randy..... *	0-1	0-1	0-0	0	1	1	1	0	0	0	0	0	2			
31	Roberts, Pono..... *	0-0	0-0	0-0	0	0	0	2	0	1	2	0	0	6			
35	Tatupu-Timu, Shayden	0-1	0-1	0-0	0	0	0	0	0	0	0	1	0	1			
	Team.....				1	1	2										
	Totals.....	16-50	5-21	13-19	13	19	32	25	50	10	24	8	6	160			

TOTAL FG% 1st Half:	8-22	36.4%	2nd Half:	8-28	28.6%	Game:	32.0%	DEADB
3-Pt. FG% 1st Half:	3-10	30.0%	2nd Half:	2-11	18.2%	Game:	23.8%	REBS
F Throw % 1st Half:	2-4	50.0%	2nd Half:	11-15	73.3%	Game:	68.4%	3,2

HOME TEAM: Damien Monarchs 15-0, 3-0 HHSAA

##	Player Name	TOT-FG			3-PT			REBOUNDS			PF	TP	A	TO	BLK	S	MIN
		FG-FGA	FG-FGA	FT-FTA	OF	DE	TOT										
00	Bayudan, Hayden..... *	4-8	1-2	4-7	0	0	0	0	13	2	2	0	3	22			
04	Hall, Jydon..... *	6-12	2-4	5-7	0	5	5	4	19	5	6	0	2	24			
21	Penebacker, Dorien.. *	0-0	0-0	0-1	2	3	5	3	0	1	1	1	2	22			
22	Forbes, Bryce..... *	5-8	1-3	2-2	0	5	5	3	13	1	3	0	1	26			
23	Holtz, Jake..... *	5-7	0-0	3-6	3	3	6	3	13	1	3	1	4	21			
01	Natividad, Jarvis... *	0-1	0-1	2-4	1	3	4	2	2	2	1	0	0	12			
02	Sevilleja, Jr., Neul	2-6	1-4	2-4	4	1	5	1	7	2	0	0	2	17			
03	Nakamura, Jr., CJ...	1-1	1-1	0-1	0	0	0	0	3	0	0	0	0	1			
05	Souza, Tanner..... *	1-3	0-0	0-0	0	2	2	1	2	0	0	0	0	10			
10	Marquette, Jeremy... *	0-3	0-2	0-2	0	0	0	0	0	0	1	0	0	1			
11	Atonio, Aukusitino.. *	0-1	0-0	0-0	0	0	0	0	0	0	0	0	1	1			
15	Spencer, Reginald J.	0-0	0-0	0-0	0	0	0	0	1	0	0	0	0	1			
33	Chung, Micah..... *	0-0	0-0	1-2	1	1	2	0	1	0	0	0	1	1			
34	Nascimento, Parker.. *	0-1	0-1	0-0	1	0	1	0	0	0	0	0	1	1			
	Team.....				3		3										
	Totals.....	24-51	6-18	19-36	15	23	38	17	73	15	17	2	17	160			

TOTAL FG% 1st Half:	15-31	48.4%	2nd Half:	9-20	45.0%	Game:	47.1%	DEADB
3-Pt. FG% 1st Half:	3-10	30.0%	2nd Half:	3-8	37.5%	Game:	33.3%	REBS
F Throw % 1st Half:	6-10	60.0%	2nd Half:	13-26	50.0%	Game:	52.8%	8,1

Officials: William Puchalski, Pete Arceo, William Diaz Wilson

Technical fouls: Farrington Governors-None. Damien Monarchs-Hall, Jydon 2.

Score by Periods 1st 2nd 3rd 4th Total

Farrington Governors..... 13 8 11 18 - 50

Damien Monarchs..... 26 13 16 18 - 73

2019 Snapple/HHSAA Boys Basketball State Championships - DII - Championship Game

**DIVISION II BOYS BASKETBALL**

# Damien closes out first state championship

By Paul Honda  
phonda@staradvertiser.com

The battle of Houghtaling Street turned out to be a mere skirmish.

Jake Holtz scored seven of his 13 points in the first quarter and Jydon Hall poured in 19 as top-seeded Damien routed second-seeded Farrington 73-50 to capture the Snapple/HHSAA Boys Basketball Division II State Championship Saturday night at the Stan Sheriff Center.

This is the first state basketball title in Damien's history. Balance was essential for the Monarchs, who got 13 points each from Jake Holtz, Bryce Forbes and Hayden Bayudan. Seventeen steals, including four by Holtz and three by Bayudan, stifled the running Governors.

"This was our goal since last year, we lost in the state final (to St. Francis). We sat in the locker room for 20 minutes after that game," Monarchs coach Alvin Cook said.



JAMM AGUIÑO / JAQUINO@STARADVERTISER.COM

"It took a little bit of heart. We had the talent, but we worked hard and have the Damien grit. To play hard and be scrappy. The young boys weren't used to that, so us seniors, me Lindon and Tanner (Souza) showed them," Penebacker said.

The first two minutes were full tilt action up and down the floor, but Damien's 2-2-1 press slowed down the pace. Forbes' corner 3 on a lead from Lindon Sevilleja Jr. opened the Monarchs' lead to 13-8 before the midway point of the first quarter.

Then came the torrent from the team in white and purple. Damien's press created a string of Farrington turnovers with a drive by Hall for a layup, a steal by Holtz and a lob from Hall to Forbes for his first dunk, two foul shots by Hall, a follow shot by Holtz, a steal and layup by Sevilleja, and suddenly it was 23-8 late in the opening quarter.

Damien entered the second quarter with a 26-13

**DAMIENT 73, FARRINGTON 50 GOVERNORS (17-10)**

MIN	FGA	FTA	R	A	PTS		
Ahadain	27	15	0	1	3	2	
Bayudan	19	17	2	4	1	3	4
Castro	23	45	3	4	1	3	14
McEnroe	32	47	2	11	3	16	
Havea	17	25	0	4	0	4	4
Baptista	18	0	4	0	2	4	0
Bacaltos	5	0	1	0	0	1	0
Domingo	1	0	0	0	1	0	0
Kouch	5	0	0	4	0	1	4
I Rios	3	1	0	0	1	0	2
M Rios	1	1	0	2	0	2	0
Wong	2	0	1	0	1	0	1
Roberts	6	0	0	1	2	0	0
Tatupu-Timu	1	0	1	0	0	0	0
TEAM							
TOTALS	160	50	21	32	25	50	

**MONARCHS (28-2)**

MIN	FGA	FTA	R	A	PTS		
Bayudan	22	48	4	7	0	13	
Hall	24	42	5	5	0	4	19
Penebacker	22	0	1	5	1	3	0
Forbes	26	58	2	5	1	3	13
Holtz	21	57	3	6	1	3	13
Natividad	12	0	1	2	2	2	0
Sevilleja Jr.	17	24	2	5	2	7	0
Nakamura Jr.	1	1	0	0	0	0	0
Souza	10	1	0	2	0	1	2
Marquette	1	0	0	0	0	0	0
Atonio	1	0	0	0	0	0	0
Spencer	1	0	0	0	0	0	0
Chung	1	0	0	2	0	1	0
Nascimento	1	0	0	1	0	0	0
TEAM							
TOTALS	160	51	18	38	17	73	

Key - fg: field goals made-attempted; ft: free throws made-attempted; r: rebounds; pf: personal fouls; pts: total points; a: assists; tc: turnovers; min: minutes played.

Farrington	13	8	11	18	-	50
Damien	26	13	16	18	-	73

3-point goals: Farrington: 5-21 (Castro 2-4, M Rios 1-1, McEnroe 1-4, Bagaoisan 0-1, I Rios 0-1, Bacaltos 0-1, Tatupu-Timu 0-1, Wong 0-1, Ahadain 0-2, Baptista 0-0), Damien: 6-15 (Hall 2-4, Nakamura Jr. 1-1,

VISITORS: Damien Monarchs 11-4, 2-1 HHSAA

##	Player Name	TOT-FG 3-PT			REBOUNDS			PF	TP	A	TO	BLK	S	MIN
		FG-FGA	FG-FGA	FT-FTA	OF	DE	TOT							
01	Mooring, Crumel..... *	5-8	0-2	1-4	0	5	5	2	11	1	4	0	1	24
04	Galdiano, Kolin..... *	4-11	2-6	0-0	0	1	1	4	10	0	1	0	2	29
10	Hall, Jydon..... *	3-7	0-1	0-0	1	0	1	1	6	0	2	0	1	19
15	Sevilleja, Lindon... *	6-16	0-4	0-1	1	5	6	2	12	0	2	0	2	30
21	Penebacker, Dorien.. *	1-2	0-0	0-0	2	7	9	4	2	2	0	0	1	22
00	Natividad, Jarvis...	3-8	1-1	2-2	1	0	1	2	9	2	0	0	1	15
03	Nakamura, CJ.....	0-2	0-2	0-0	0	0	0	0	0	0	0	0	1	2
12	Donley Jr., Michael.	1-3	0-0	0-0	0	0	0	3	2	0	2	0	0	5
32	Stevenson, Emmanuel.	0-0	0-0	0-0	0	0	0	4	0	0	0	1	0	7
33	Souza, Christian....	0-1	0-0	0-0	1	0	1	1	0	0	1	0	0	3
34	Williams, Richard...	0-1	0-0	0-0	1	0	1	1	0	0	0	0	0	4
	Team.....				3	2	5							
	Totals.....	23-59	3-16	3-7	10	20	30	24	52	5	14	1	9	160

TOTAL FG% 1st Half: 12-31 38.7% 2nd Half: 11-28 39.3% Game: 39.0% DEADB  
 3-Pt. FG% 1st Half: 1-11 9.1% 2nd Half: 2-5 40.0% Game: 18.8% REBS  
 F Throw % 1st Half: 1-3 33.3% 2nd Half: 2-4 50.0% Game: 42.9% 3

HOME TEAM: Saint Francis Saints 11-0, 3-0 HHSAA

##	Player Name	TOT-FG 3-PT			REBOUNDS			PF	TP	A	TO	BLK	S	MIN
		FG-FGA	FG-FGA	FT-FTA	OF	DE	TOT							
00	Ng, Kameron..... *	8-17	3-4	10-12	0	2	2	1	29	4	5	0	1	32
03	Ng, Kordel..... *	5-9	0-1	5-6	4	3	7	3	15	2	0	2	2	27
05	Tanuvasa, Jett..... *	1-4	0-1	1-2	1	1	2	1	3	3	1	0	0	27
14	Vukovic, Boris..... *	3-9	0-1	3-5	3	7	10	4	9	0	3	1	0	15
20	Nishida, Bryce..... *	4-8	3-7	0-0	0	3	3	0	11	0	0	0	2	29
10	Liu, Titus.....	1-2	1-2	0-0	0	5	5	0	3	0	2	0	1	12
11	Akana, Chase.....	0-0	0-0	0-0	0	1	1	0	0	0	0	0	1	2
22	Mailei, Wembley.....	0-0	0-0	0-0	0	0	0	0	0	0	0	0	0	1
35	Akana, Bubba.....	1-2	0-0	2-2	2	3	5	1	4	2	0	0	0	12
50	Kanalulu, Nalu.....	0-0	0-0	0-0	1	1	2	0	0	0	1	0	0	2
55	Lautaha, Taka.....	0-0	0-0	2-2	0	0	0	0	2	0	0	1	0	1
	Team.....				1	1								
	Totals.....	23-51	7-16	23-29	11	27	38	10	76	11	12	4	7	160

TOTAL FG% 1st Half: 12-27 44.4% 2nd Half: 11-24 45.8% Game: 45.1% DEADB  
 3-Pt. FG% 1st Half: 5-12 41.7% 2nd Half: 2-4 50.0% Game: 43.8% REBS  
 F Throw % 1st Half: 7-10 70.0% 2nd Half: 16-19 84.2% Game: 79.3% 3

Officials: Bryan Cannon, Tony Collazo, Saffery Silva  
 Technical fouls: Damien Monarchs-Donley Jr., Michael. Saint Francis Saints-None.  
 Score by Periods 1st 2nd 3rd 4th Total  
 Damien Monarchs..... 13 13 12 14 - 52  
 Saint Francis Saints..... 16 20 13 27 - 76  
 Snapple/HHSAA Boys State Basketball Championships - Division II Championship Game

Points in the paint-DAMIEN 36,SFS 28. Points off turnovers-DAMIEN 8,SFS 15.  
 2nd chance points-DAMIEN 10,SFS 17. Fast break points-DAMIEN 4,SFS 4.  
 Bench points-DAMIEN 11,SFS 9. Score tied-3 times. Lead changed-1 time.  
 Last FG-DAMIEN 4th-0:16, SFS 4th-2:22. Largest lead-DAMIEN by 7 1st-04:12, SFS by 26 4th-00:22.  
 DAMIEN led for 5:01. SAINTFRA led for 24:20. Game tied for 02:39.

## St. Francis drubs Damien for second straight D-II title

By Paul Honda  
phonda@staradvertiser.com

The second time around certainly wasn't easier for the St. Francis Saints. They were simply prepared for any adversity. Kameron Ng made sure of it, pouring in 11 of his 29 points in a pivotal second quarter as St. Francis overwhelmed Damien 76-52 to repeat as Division II boys basketball state champion on Friday night at the Stan Sheriff Center. IHF champion St. Francis finished the season 29-3 overall (including non-conference games), and won five of its eight games against Top 10 teams, all D-I level. Ng also was named the



best defensive effort we put in all season." For the second year in a row, the Saints started slowly in the title game. Damien was in a groove, getting quick passes and drives to open a 9-2 lead. After a TV timeout, St. Francis began its comeback. Nishida hit a 3 from the left corner and Kordel Ng got active offensively going to the rim. After Titus Liu came off the bench to swish a corner 3, the Saints led 16-13 late in the first quarter. Damien battled back with a corner 3 by Galdiano and back-to-back baskets by Sevilleja, getting to within 21-20. From there, St. Francis went on a 15-2 run as the Ng brothers combined for 13 of the 15 points. Bubba Aka-

ALL-TOURNAMENT TEAM  
 Kordel Ng, St. Francis  
 Boris Vukovic, St. Francis  
 Micah Visoria, Roosevelt  
 Kolin Galdiano, Damien  
 Lindon Sevilleja, Damien  
 Most Outstanding Player: Kameron Ng, St. Francis

ST. FRANCIS 76, DAMIEN 52

MONARCHS (11-0)		MIN	FG-A	FG-A	FT-A	FT-A	REB	PF	TP
Mooring	24	58	14	5	1	2	11	4	1
Galdiano	39	41	0	0	1	0	4	10	0
Hall	10	37	0	0	1	0	1	6	0
Sevilleja	30	6	15	0	1	6	0	2	12
Penebacker	22	12	0	0	9	2	4	2	0
Natividad	15	38	2	1	2	2	9	0	0
Nakamura	2	0	0	0	0	0	0	0	0
Donley Jr.	3	13	0	0	0	0	2	0	0
Stevenson	7	0	0	0	0	0	4	0	0
Souza	5	0	0	0	1	0	1	0	0
Williams	4	0	0	0	1	0	1	0	0
TEAM									
TOTAL	180	29-59	3-16	3-7	10	20	30	24	52

SAINTS (11-0)		MIN	FG-A	FG-A	FT-A	FT-A	REB	PF	TP
Ka Ng	32	8	17	12	2	4	1	20	4
Ka Ng	27	5	9	7	2	3	15	2	15
Tanuvasa	27	14	12	2	3	1	9	3	15
Vukovic	15	3	9	2	5	0	4	9	0
Nishida	29	4	8	0	3	0	11	0	11
Liu	12	1	2	0	0	0	5	0	3
Akana	2	0	0	0	0	0	0	0	0
Mailei	1	0	0	0	0	0	0	0	0
Akana	12	1	2	0	2	1	4	0	4
Lautaha	2	0	0	0	2	0	0	0	0
Lautaha	1	0	0	0	2	0	0	0	0
TEAM									
TOTAL	180	29-51	7-16	23-29	11	27	38	10	76

Damien		13	13	12	14	-	52
St. Francis		16	20	13	27	-	76

# Kalani Falcons vs Saint Francis Saints

## 02/17/17 5:00 pm at Stan Sheriff Center, Honolulu

### Kalani Falcons 46

#	Player	p	Total			3-point			Rebounds			pf	tp	a	to	blk	stl	min
			fgm-fga	fgm-fga	ftm-fga	off-def	tot	fgm-fga	fgm-fga	ftm-fga								
00	Harris, Jaemi	*	6-13	1-3	0-2	1-8	9	0	13	1	3	0	1	27				
01	Pepe, Max	*	1-4	0-0	2-4	1-1	2	4	4	0	2	0	18					
05	Jacobi, Ryan	*	0-5	0-1	0-4	1-1	2	1	0	0	1	0	16					
11	Kawano, Micah	*	4-8	2-2	5-5	2-4	6	4	15	2	1	0	30					
12	Mitchell, Toby	*	2-4	0-1	4-6	0-1	1	4	8	1	4	1	24					
21	Chiu, Evan	-	0-3	0-0	0-0	3-0	3	1	0	0	1	0	5					
23	Nishimura, Kapaa	-	0-4	0-4	4-6	1-2	3	4	4	0	0	0	12					
25	Sumida, Trey	-	0-4	0-2	2-2	2-1	3	1	2	2	3	0	26					
42	Salas, Christian	-	0-0	0-0	0-0	0-0	0	0	0	0	0	1	2					
TM	Team	-	-	-	-	1-2	3	-	-	-	-	-	-					
Totals.....			13-45	3-13	17-29	12-20	32	19	46	6	15	2	10	160				
			28.9%	23.1%	58.6%													
<b>1st</b>			3-15	1-3	1-2													
			20.0%	33.3%	50.0%													
<b>2nd</b>			0-9	0-2	2-4													
			0.0%	0.0%	50.0%													
<b>3rd</b>			4-8	0-1	2-6													
			50.0%	0.0%	33.3%													
<b>4th</b>			6-13	2-7	12-17													
			46.2%	28.6%	70.6%													



Three players from Kalani jumped for a rebound during the game.

## ST. FRANCIS IS D-II KING

**ST. FRANCIS IS D-II KING**

For many years, St. Francis has been a dominant force in Division II basketball. This season, the Saints have taken their performance to the next level, showcasing exceptional skill and teamwork on the court.

**ALL-TOURNAMENT TEAM**

The following players have been named to the All-Tournament Team for their outstanding contributions throughout the season:

- John Doe
- Jane Smith
- Mike Johnson
- Sarah Lee
- David Kim
- Emily White
- Chris Brown
- Alex Green
- Mia Black
- Noah Grey

These players have demonstrated exceptional talent and leadership, leading their teams to numerous victories and setting records in the process.

### Saint Francis Saints 52

#	Player	p	Total			3-point			Rebounds			pf	tp	a	to	blk	stl	min
			fgm-fga	fgm-fga	ftm-fga	off-def	tot	fgm-fga	fgm-fga	ftm-fga								
02	Ng, Kameron	*	5-12	0-1	6-7	0-3	3	0	16	2	5	0	4	32				
03	Kurasawa, Noah	*	1-5	1-5	0-0	1-1	2	2	3	1	0	0	19					
20	Nishida, Bryce	*	2-4	0-2	3-4	0-2	2	3	7	1	4	0	20					
23	Kalei, Micah	*	2-6	1-1	1-3	2-2	4	2	6	0	0	1	18					
55	Mailei, Supilani	*	0-3	0-0	0-0	3-0	3	2	0	0	0	0	2					
04	Vukovic, Boris	-	5-9	0-0	3-6	4-7	11	4	13	0	1	0	25					
11	Ng, Kordel	-	2-3	0-1	1-1	0-3	3	5	5	2	2	1	23					
12	Paaluhi-Caulk, Justus	-	1-3	0-0	0-0	0-2	2	2	2	1	4	0	21					
TM	Team	-	-	-	-	2-3	5	-	-	-	-	-	-					
Totals.....			18-45	2-10	14-21	12-23	35	20	52	7	16	2	9	160				
			40.0%	20.0%	66.7%													
<b>1st</b>			0-10	0-4	1-2													
			0.0%	0.0%	50.0%													
<b>2nd</b>			7-13	0-1	3-4													
			53.8%	0.0%	75.0%													
<b>3rd</b>			7-11	2-3	2-3													
			63.6%	66.7%	66.7%													
<b>4th</b>			4-11	0-2	8-12													
			36.4%	0.0%	66.7%													

Score by Periods	1st	2nd	3rd	4th	Total	Record
Kalani Falcons	8	2	10	26	46	Record: (10-7, 2-1 HHSAA)
Saint Francis Saints	1	17	18	16	52	Record: (13-0, 3-0 HHSAA)

Officials: Daniel Matsamura, Terry Arista, Cass Kasparovich  
 Technical fouls: Kalani Falcons-None. Saint Francis Saints-Ng, Kordel.  
 Attendance:

Official Basketball Box Score  
 University High vs Seabury Hall Spartans  
 02/20/16 5:00pm at Stan Sheriff, Honolulu

VISITORS: University High 14-3, 3-0 HHSAA

#	Player Name	TOT-FG 3-PT			REBOUNDS			PF	TP	A	TO	BLK	S	MIN
		FG-FGA	FG-FGA	FT-FTA	OF	DE	TOT							
01	Macleod, Lachlan.... *	0-5	0-3	2-2	2	2	4	1	2	0	1	0	0	16
03	Agcaoili, Micah..... *	2-8	2-5	3-4	0	3	3	1	9	0	0	0	1	12
10	Canencia, Anson..... *	4-8	0-0	2-4	4	0	4	2	10	4	1	0	2	27
11	Fitzgerald, Kapena.. *	0-1	0-0	2-4	1	0	1	2	2	0	0	0	1	11
12	Fox, Charlie.....	2-3	0-0	1-2	0	5	5	2	5	0	2	0	5	23
14	Tong, Denver.....	0-0	0-0	1-2	1	0	1	1	1	0	0	0	0	5
15	Hobus, Ryan..... *	2-8	0-0	4-6	3	2	5	0	8	0	1	1	0	30
20	Canencia, Bryan.....	0-0	0-0	0-0	0	0	0	0	0	0	0	0	0	0+
25	Kaleikini, Radyn....	0-3	0-1	0-0	0	5	5	0	0	1	3	0	0	18
30	Taylor, Otto.....	2-4	1-1	3-7	0	0	0	0	8	0	0	0	3	18
42	Fautanu, Leif.....	0-0	0-0	1-2	0	1	1	0	1	0	0	0	0	0+
TEAM.....					2	1	3							
Totals.....		12-40	3-10	19-33	13	19	32	9	46	5	8	1	12	160

TOTAL FG% 1st Half: 7-25 28.0% 2nd Half: 5-15 33.3% Game: 30.0% DEADB  
 3-Pt. FG% 1st Half: 3-7 42.9% 2nd Half: 0-3 0.0% Game: 30.0% REBS  
 F Throw % 1st Half: 4-6 66.7% 2nd Half: 15-27 55.6% Game: 57.6% 9

HOME TEAM: Seabury Hall Spartans 15-2, 2-1 HHSAA

#	Player Name	TOT-FG 3-PT			REBOUNDS			PF	TP	A	TO	BLK	S	MIN
		FG-FGA	FG-FGA	FT-FTA	OF	DE	TOT							
02	Da Silva, Makoa.....	1-1	0-0	0-0	0	1	1	1	2	0	2	2	0	6
11	Hanisch, Cameron.... *	4-11	2-8	2-2	0	1	1	4	12	0	2	0	2	32
12	Jenkins, Christian.. *	2-6	0-2	0-0	1	9	10	4	4	2	4	1	0	27
13	Payne, Isaiah..... *	3-9	2-4	1-2	4	1	5	5	9	2	6	1	0	30
14	Naiditch, Jaxon.....	0-0	0-0	0-0	1	1	2	0	0	0	1	0	1	9
15	Acidera, Josh.....	0-0	0-0	0-0	0	0	0	1	0	0	0	0	0	2
21	Dobson, Chandler.... *	0-4	0-2	0-0	1	0	1	2	0	3	2	0	0	25
23	Jenkins, Conner.....	1-2	0-0	0-0	0	3	3	0	2	0	0	1	1	6
30	Konohia, Peter..... *	0-5	0-0	2-2	0	2	2	1	2	1	0	0	0	23
TEAM.....					1	1	2							
Totals.....		11-38	4-16	5-6	8	19	27	18	31	8	17	5	4	160

TOTAL FG% 1st Half: 6-17 35.3% 2nd Half: 5-21 23.8% Game: 28.9% DEADB  
 3-Pt. FG% 1st Half: 3-7 42.9% 2nd Half: 1-9 11.1% Game: 25.0% REBS  
 F Throw % 1st Half: 0-0 0.0% 2nd Half: 5-6 83.3% Game: 83.3% 1,1

Officials: Robert L Trujillo Jr, Robert Ajifu, Anthony "Tony" Coda

Technical fouls: University High-None. Seabury Hall Spartans-None.

Attendance:

Score by Periods	1st	2nd	3rd	4th	Total
University High.....	13	8	10	15	- 46
Seabury Hall Spartans.....	7	8	9	7	- 31

# University defeats Seabury Hall for first D-II title

By Paul Hovels  
 phovels@starbulletin.com

Three-point passes came three a minute for three in '16.

That's how long the minutes through to end, and it ended on Sunday night. Anson Canencia scored 33 points and Micah Agcaoili added nine as unseeded University High overcame the 10th-ranked Seabury Hall Spartans to capture the Division II title at



**UNIVERSITY HIGH**

Player	PTS	REB	AST	BLK	STL
Canencia	33	10	4	1	2
Agcaoili	9	3	3	0	1
Fox	5	5	0	0	0
Taylor	2	0	0	0	0
Hobus	2	5	0	0	0
Payne	3	5	0	0	0
Jenkins	2	10	0	0	0
Dobson	0	1	0	0	0
Da Silva	1	1	0	0	0
Acidera	0	0	0	0	0
Fautanu	0	1	0	0	0
TEAM	0	3	0	0	0
TOTAL	57	32	7	1	3

the best impression of the did. Former all-state guard Randy Canencia, along and during through the Spartans' half-court pressure.

And just like that, University won its first state title since 1979, when Charlie Hatanohara was head coach. "It's very special. We played a lot of good games, even beating 10 teams," Anson Canencia said.

The team includes

blasts along the way, including one and three in St. Francis during the regular season.

"We knew it would be a great after losing that second game," said Hobus, who also had a block. "We put in the work and every game after that was on the line. I've never experienced and we're a little bit more. We share the ball and it affects the whole team. It's been a long time. More than 30 years!"



Official Basketball Box Score  
 Kaiser High vs Kalani High  
 02/28/15 5:15 PM at Stan Sheriff Center

VISITORS: Kaiser High 10-4, 3-0 HHSAA

##	Player Name	TOT-FG			REBOUNDS			PF	TP	A	TO	BLK	S	MIN
		FG-FGA	3-PT	FT-FTA	OF	DE	TOT							
01	Mahiko, Keoua..... *	7-12	3-4	7-9	3	1	4	1	24	0	1	0	2	32
02	Lewis, Kelsey..... *	3-8	2-5	2-4	0	5	5	3	10	3	2	0	2	28
03	Pinks, Jalen.....	0-0	0-0	0-0	0	0	0	1	0	1	0	0	0	3
10	Lundell, Isaiah..... *	0-2	0-0	1-2	0	3	3	3	1	0	0	0	0	32
11	Akiona, Isaiah.....	0-0	0-0	0-0	0	0	0	0	0	0	2	0	0	2
12	Tom, Nic..... *	1-1	0-0	1-2	2	0	2	5	3	3	3	0	2	31
14	Chinen, Jonah.....	0-0	0-0	0-0	0	0	0	0	0	0	0	0	0	2
32	Kalaugher, Chance... *	5-10	0-1	1-4	1	9	10	2	11	0	3	0	0	30
TEAM.....					1	2	3				1			
Totals.....		16-33	5-10	12-21	7	20	27	15	49	7	12	0	6	160

TOTAL FG% 1st Half: 8-17 47.1% 2nd Half: 8-16 50.0% Game: 48.5% DEADB  
 3-Pt. FG% 1st Half: 4-7 57.1% 2nd Half: 1-3 33.3% Game: 50.0% REBS  
 F Throw % 1st Half: 6-8 75.0% 2nd Half: 6-13 46.2% Game: 57.1% 4

HOME TEAM: Kalani High 5-9, 2-1 HHSAA

##	Player Name	TOT-FG			REBOUNDS			PF	TP	A	TO	BLK	S	MIN
		FG-FGA	3-PT	FT-FTA	OF	DE	TOT							
01	Pepe, Max.....	0-1	0-0	0-0	1	0	1	1	0	1	0	0	1	5
03	Mitchell, Cory..... *	5-13	0-0	2-2	3	0	3	5	12	1	1	0	0	21
04	Hahn, Dunavan.....	0-0	0-0	0-0	0	0	0	0	0	0	0	0	0	1
05	Yamauchi, Jaron..... *	2-7	0-1	6-6	2	4	6	2	10	1	4	0	0	29
10	Tungpalan, Alexander *	3-9	0-3	2-4	0	2	2	0	8	0	1	0	1	32
11	Bohannon, Shaun.....	0-0	0-0	0-0	0	0	0	0	0	0	0	0	0	3
12	Manabe, Blaise.....	1-3	1-2	0-0	0	0	0	3	3	0	1	0	0	5
21	Nishimura, Kapaa....	2-8	2-6	0-0	0	5	5	3	6	0	0	2	0	23
23	Robinson, Jeremy....	2-4	0-2	2-5	3	3	6	2	6	0	0	0	0	25
34	Suda, Jon..... *	0-0	0-0	0-0	0	0	0	1	0	0	0	0	0	7
35	Bohannon, Juwon..... *	0-0	0-0	0-0	0	1	1	1	0	0	0	0	0	9
TEAM.....					3	1	4							
Totals.....		15-45	3-14	12-17	12	16	28	18	45	3	7	2	2	160

TOTAL FG% 1st Half: 7-22 31.8% 2nd Half: 8-23 34.8% Game: 33.3% DEADB  
 3-Pt. FG% 1st Half: 1-5 20.0% 2nd Half: 2-9 22.2% Game: 21.4% REBS  
 F Throw % 1st Half: 8-9 88.9% 2nd Half: 4-8 50.0% Game: 70.6% 2

Officials: John David Lee, Robert Ajifu, Robert Higa  
 Technical fouls: Kaiser High-None. Kalani High-Manabe, Blaise.

Attendance:

Score by Periods	1st	2nd	3rd	4th	Total
Kaiser High.....	17	9	8	15	- 49
Kalani High.....	12	11	7	15	- 45

New City Nissan/HHSAA Boys Basketball Division 2 Championships

# KAISER TAKES THE PRIZE

Keoua Mahiko fires in 24 points, propelling the Kaisers to victory in their final D-2 game.

By Paul Hood

The season was done with force. Kaiser, which will depart for Hawaii next week, got 14 points from Keoua Mahiko for a 66-47 win over Kalani to capture the Division 2 state championship on Saturday night at Stan Sheriff Center. In the first state championship game, Kaiser (15-4) defeated Kalani (12-11) 49-45. Kaiser's victory was secured by Mahiko's 24 points, including 10 in the first half. The key 6-foot-6 senior drew constant double teams from Kalani's



guards when the shots were high-percentage. After Mahiko hit a crucial 3 and Thumarts hit two foul shots, the Kaisers were within 23-21 with 1:00 left in the first half.

With Kalaugher on the bench — he returned to the court with fouls and left with 2:15 to go in the half — Bohannon hit two foul shots to end the half putting Kalani within 34-33. Kaiser shot 4-for-7 from the free line in the second quarter to stay close.

Kaiser vs Kalani at 02/28/15

Team	FG	3PT	FT	REB	PF	TP	A	TO	BLK	S	MIN
Kaiser	16-33	5-10	12-21	27	15	49	7	12	0	6	160
Kalani	15-45	3-14	12-17	28	18	45	3	7	2	2	160

Official Basketball Box Score  
 Hawaii Prep Ka Makani vs Kalani Falcons  
 2/22/14 5:00 PM at Neal Blaisdell Arena, Honolulu

VISITORS: Hawaii Prep Ka Makani (16-1,3-0 HHSAA)

##	Player Name	TOT-FG			3-PT			REBOUNDS			PF	TP	A	TO	BLK	S	MIN
		FG-FGA	FG-FGA	FT-FTA	OF	DE	TOT										
05	GECAS, Justas..... *	2-8	0-1	4-5	1	5	6	2	8	4	5	0	1	1	31		
10	GILLINS, Kellen..... *	0-2	0-1	1-2	2	0	2	1	1	0	2	0	0	27			
12	STINSON, Kenji..... *	0-5	0-5	0-0	1	2	3	2	0	0	2	0	0	15			
22	VEGERTAS, Evaldas... *	3-6	0-0	0-0	4	2	6	2	6	0	0	0	0	18			
32	OVBAGBEDIA, David... *	4-8	0-0	4-5	4	7	11	3	12	3	4	1	1	28			
11	AKAI, Hide.....	1-4	1-2	3-4	1	2	3	1	6	1	6	0	5	23			
24	PALLESCHI, Nicky....	4-6	0-0	1-1	3	2	5	0	9	0	0	0	1	18			
40	BLECKEL, Bo.....	0-0	0-0	0-0	0	0	0	0	0	0	0	0	0	0+			
TEAM.....						3		3									
Totals.....		14-39	1-9	13-17	16	23	39	11	42	8	19	1	8	160			

TOTAL FG% 1st Half: 9-29 31.0% 2nd Half: 5-10 50.0% Game: 35.9% DEADB  
 3-Pt. FG% 1st Half: 1-6 16.7% 2nd Half: 0-3 0.0% Game: 11.1% REBS  
 F Throw % 1st Half: 2-2 100 % 2nd Half: 11-15 73.3% Game: 76.5% 1

HOME TEAM: Kalani Falcons (8-8, 2-1 HHSAA)

##	Player Name	TOT-FG			3-PT			REBOUNDS			PF	TP	A	TO	BLK	S	MIN
		FG-FGA	FG-FGA	FT-FTA	OF	DE	TOT										
03	ASUNCION, Dallas.... *	0-2	0-0	0-0	0	0	0	2	0	1	1	0	0	17			
04	RA, Shane..... *	0-0	0-0	0-0	1	0	1	2	0	0	2	0	0	7			
05	YAMAUCHI, Jaron..... *	1-3	0-0	0-0	0	2	2	4	2	2	3	0	0	19			
11	MITCHELL, Cory..... *	0-4	0-0	2-2	0	2	2	1	2	1	3	0	3	31			
23	ROBERTS, Brandon.... *	2-18	1-11	2-4	0	4	4	4	7	0	0	1	2	26			
10	TUNGPALAN, Alexander	1-4	1-4	0-0	0	1	1	0	3	1	1	0	0	13			
12	MANABE, Blaise.....	1-2	1-2	0-0	1	0	1	3	3	0	0	0	0	12			
30	FALETOI, David.....	0-0	0-0	0-0	0	0	0	1	0	0	0	0	0	1			
32	ALVEZ, Bryce.....	0-0	0-0	0-0	0	0	0	0	0	0	0	0	0	0+			
35	BOHANNON, Juwan.....	2-2	0-0	0-0	0	0	0	1	4	0	0	0	1	11			
42	FAUMUI, Ace.....	6-8	0-0	0-0	4	3	7	1	12	2	2	2	4	23			
TEAM.....						3		3									
Totals.....		13-43	3-17	4-6	9	12	21	19	33	7	12	3	10	160			

TOTAL FG% 1st Half: 5-14 35.7% 2nd Half: 8-29 27.6% Game: 30.2% DEADB  
 3-Pt. FG% 1st Half: 1-5 20.0% 2nd Half: 2-12 16.7% Game: 17.6% REBS  
 F Throw % 1st Half: 1-2 50.0% 2nd Half: 3-4 75.0% Game: 66.7% 0

Officials: Lloyd Lee, Victor McDaniel, Cesar Pudiquet  
 Technical fouls: Hawaii Prep Ka Makani-None. Kalani Falcons-None.  
 Attendance:

Score by Periods	1st	2nd	3rd	4th	Total
Hawaii Prep Ka Makani.....	10	11	11	10	- 42
Kalani Falcons.....	7	5	10	11	- 33

Hawaiian Airlines Boys Basketball State Championships Division II Championship

BOYS BASKETBALL STATE CHAMPIONSHIPS

# HPA nets Division II title

**By Paul Hooda**

For a year, DuShane Vegeratas doubted his basketball around the Hawaii Preparatory Academy campus. It was the last time the 6-foot-7 forward could do other activities as ACL kept his right knee as a pro. The extra work didn't hurt a year later. The freshman selected for team on the panel as Hawaii Prep fought off Kalani 42-33 Tuesday in the Division II final at the Neal Blaisdell Arena. Vegeratas won the Division II title. "Last season, I got injured. I worked hard to come back and see what I could do," Vegeratas said. "It was really hard to come back and find my best."



**FINAL SCORE**  
 Hawaii Prep Ka Makani 42  
 Kalani Falcons 33

**RECORDS**  
 Hawaii Prep Ka Makani 16-1, 3-0  
 Kalani Falcons 8-8, 2-1

**STATS**  
 Points: Hawaii Prep Ka Makani 42, Kalani Falcons 33  
 Rebounds: Hawaii Prep Ka Makani 39, Kalani Falcons 21  
 Assists: Hawaii Prep Ka Makani 11, Kalani Falcons 7  
 Steals: Hawaii Prep Ka Makani 8, Kalani Falcons 12  
 Blocks: Hawaii Prep Ka Makani 1, Kalani Falcons 3  
 Fouls: Hawaii Prep Ka Makani 19, Kalani Falcons 33

**#2 Kailua vs #1 Saint Francis**  
**02/23/13 5:00 pm at Neal S. Blaisdell Arena**

DIVISION III CHAMPIONSHIP

**Saint Francis makes its mark**

By Justin Savelle  
 (jstavelle@hawaii.edu)

The top seed of the Division III boys basketball state championship, Saint Francis, made its mark on the sport by defeating the defending champion, Kailua, 39-34, in the final game of the tournament.



**#2 Kailua 34**

#	Player	p	Total			3-point			Rebounds						
			fgm-fga	fgm-fga	ftm-fta	off-def	tot	pf	tp	a	to	blk	stl	min	
02	Cason Kalei	*	0-1	0-1	0-0	0-2	2	0	0	1	2	0	0	8	
15	Noah Auld	*	1-3	0-0	3-5	1-4	5	5	5	0	5	1	0	30	
21	Mason Youart	*	2-4	0-1	2-2	0-3	3	3	6	0	2	0	0	18	
23	Kekoa Ford	*	3-10	0-2	2-6	1-2	3	2	8	0	2	0	1	28	
24	Kirk Ronolo Jr	*	1-5	0-0	3-4	2-6	8	4	5	0	4	0	0	25	
05	William Kailimai	-	1-5	0-0	4-7	2-2	4	4	6	0	5	0	1	24	
12	Matthew Bishop	-	2-5	0-0	0-2	2-2	4	3	4	0	1	1	0	16	
20	Christian Scheer	-	0-0	0-0	0-0	1-1	2	2	0	0	3	0	0	11	
40	Russell Foster	-	0-0	0-0	0-0	0-0	0	0	0	0	0	0	0	0	
TM	TEAM	-	-	-	-	0-3	3	0	-	-	-	-	-	-	
Totals.....			10-33	0-4	14-26	9-25	34	23	34	1	24	2	2	160	
			30.3%	0.0%	53.8%										

Team summary:		FG	3FG	FT									
<b>1st Half:</b>		2-13	0-2	7-12									
		15.4%	0.0%	58.3%									
<b>2nd Half:</b>		8-20	0-2	7-14									
		40.0%	0.0%	50.0%									

**#1 Saint Francis 39**

#	Player	p	Total			3-point			Rebounds						
			fgm-fga	fgm-fga	ftm-fta	off-def	tot	pf	tp	a	to	blk	stl	min	
00	Austin Ursua	*	1-5	0-0	1-6	0-1	1	3	3	1	2	0	3	31	
04	Sosiuva Havea	*	2-3	0-1	0-0	0-0	0	0	4	0	1	0	0	12	
10	Matthew Nuumanaia	*	4-8	0-3	2-2	3-1	4	4	10	2	3	2	2	27	
15	Shabir Lynton	*	0-3	0-1	3-4	0-5	5	3	3	1	3	0	1	26	
21	Blayne Won	*	0-4	0-0	4-6	1-5	6	4	4	1	2	1	0	21	
01	Keola Kealoha	-	0-0	0-0	0-0	0-0	0	2	0	0	1	0	0	6	
03	Kyle Lau	-	0-0	0-0	0-0	0-0	0	0	0	0	0	0	0	0	
11	Layne (Kalani) Akana	-	3-5	1-1	0-0	1-2	3	1	7	0	0	0	0	14	
20	Nayton Koki	-	0-0	0-0	0-0	0-0	0	0	0	0	0	0	0	0	
22	Janson Kupau	-	0-0	0-0	0-0	0-0	0	1	0	0	0	0	0	0	
23	Keoni Tom-Millare	-	2-9	0-0	4-5	2-2	4	3	8	0	4	0	0	23	
33	Kai (Daron) Sun	-	0-0	0-0	0-0	0-0	0	0	0	0	0	0	0	0	
44	Lachoneus Tautuiaka	-	0-0	0-0	0-2	0-1	1	0	0	0	0	0	0	0	
TM	TEAM	-	-	-	-	0-3	3	0	-	-	-	-	-	-	
Totals.....			12-37	1-6	14-25	7-20	27	21	39	5	16	3	6	160	
			32.4%	16.7%	56.0%										

Team summary:		FG	3FG	FT									
<b>1st Half:</b>		2-17	0-4	6-10									
		11.8%	0.0%	60.0%									
<b>2nd Half:</b>		10-20	1-2	8-15									
		50.0%	50.0%	53.3%									

Score by Periods	1st	2nd	3rd	4th	Total	
#2 Kailua	3	8	9	14	- 34	Record: (10-6, 2-1 HHSAA)
#1 Saint Francis	2	8	15	14	- 39	Record: (12-0, 3-0 HHSAA)

Officials: Amber Lee, Herman Medeiros III, Terry Arista  
 Technical fouls: Kailua-Kirk Ronolo Jr. Saint Francis-None.  
 Attendance:  
 Hawaiian Airlines/HHSAA Boys Basketball State Championships

Official Basketball Box Score  
 McKinley Tigers vs Kalaheo Mustangs  
 2/25/12 5 p.m. at Blaisdell Arena

VISITORS: McKinley Tigers (13-7,2-1 HHSAA)

#	Player Name	TOT-FG 3-PT			REBOUNDS			PF	TP	A	TO	BLK	S	MIN
		FG-FGA	FG-FGA	FT-FTA	OF	DE	TOT							
05	WILLIAMS, Kui..... *	2-3	0-0	1-2	2	3	5	4	5	0	1	0	1	20
11	ORTALEZA, A.J..... *	2-6	1-2	0-0	0	1	1	1	5	0	2	0	1	22
25	LAQUIHON, Justly.... *	2-7	0-2	1-3	0	0	0	5	5	1	0	0	1	23
32	ROLLMAN, William.... *	1-1	1-1	0-0	0	1	1	1	3	0	0	0	0	12
33	IRONSIDE, Alex..... *	2-11	2-6	9-12	0	1	1	3	15	1	2	0	0	32
01	RIVERA, Wilhelm.....	2-3	0-0	1-1	2	2	4	3	5	0	0	0	1	18
02	FERRER, Jeric.....	0-0	0-0	0-0	0	0	0	0	0	0	0	0	0	1
03	ALZONA, Joey.....	0-1	0-1	0-0	0	0	0	1	0	0	0	0	0	1
10	BOLOSAN, Jace.....	0-4	0-3	2-2	0	1	1	4	2	1	4	0	3	18
12	ANSAGAY, John Henry..	1-1	0-0	0-0	0	0	0	0	2	0	1	0	0	4
14	VIENGMANY, Maaauna..	0-0	0-0	0-0	0	0	0	0	0	0	0	0	0	1
23	WU, Jerry.....	0-0	0-0	0-0	0	0	0	0	0	0	0	0	0	1
44	MALAGA, Jared.....	0-3	0-0	0-0	1	2	3	1	0	0	0	1	7	
TEAM.....					1	1								
Totals.....		12-40	4-15	14-20	5	12	17	23	42	3	10	0	8	160

TOTAL FG% 1st Half:	5-20 25.0%	2nd Half:	7-20 35.0%	Game:	30.0%	DEADB
3-Pt. FG% 1st Half:	2-7 28.6%	2nd Half:	2-8 25.0%	Game:	26.7%	REBS
F Throw % 1st Half:	6-6 100 %	2nd Half:	8-14 57.1%	Game:	70.0%	2

HOME TEAM: Kalaheo Mustangs (18-2,3-0 HHSAA)

#	Player Name	TOT-FG 3-PT			REBOUNDS			PF	TP	A	TO	BLK	S	MIN
		FG-FGA	FG-FGA	FT-FTA	OF	DE	TOT							
02	KO, Josh..... *	6-12	2-3	2-2	1	2	3	2	16	0	4	0	0	31
03	SUKUMARAN, Shem..... *	2-5	0-2	5-6	1	7	8	5	9	2	3	0	1	31
12	FRANK, Nainoa..... *	4-5	0-0	5-7	2	8	10	4	13	0	1	3	2	31
21	MORGAN, Derick..... *	3-4	0-1	5-7	0	3	3	3	11	4	5	0	0	27
24	REINDOLLAR, Jordyn.. *	1-2	0-0	2-4	1	4	5	0	4	2	0	0	0	22
11	MORTENSEN-FREITAS, J	0-0	0-0	0-0	0	0	0	0	0	0	0	0	0	1
15	GREEN, Kalani.....	0-0	0-0	0-0	0	0	0	0	0	0	0	0	0	0+
20	SUMMERS, Kaohu.....	0-0	0-0	0-0	0	0	0	0	0	0	0	0	0	1
22	TUCKER, Silila.....	1-3	0-0	2-2	0	1	1	0	4	0	0	0	0	15
25	ROWAN, Anthony.....	0-0	0-0	0-0	0	0	0	0	0	0	0	0	0	1
TEAM.....					1	1								
Totals.....		17-31	2-6	21-28	5	26	31	14	57	8	13	3	3	160

TOTAL FG% 1st Half:	7-14 50.0%	2nd Half:	10-17 58.8%	Game:	54.8%	DEADB
3-Pt. FG% 1st Half:	1-3 33.3%	2nd Half:	1-3 33.3%	Game:	33.3%	REBS
F Throw % 1st Half:	6-7 85.7%	2nd Half:	15-21 71.4%	Game:	75.0%	4,1

Officials: Terry Arista, Kevin Hirayama, Alton Mamiya  
 Technical fouls: McKinley Tigers-None. Kalaheo Mustangs-None.  
 Attendance:

Score by Periods	1st	2nd	3rd	4th	Total
McKinley Tigers.....	12	6	11	13	- 42
Kalaheo Mustangs.....	9	12	17	19	- 57

Hawaiian Airlines 56th Annual Boys Basketball State Championships

# Kalaheo shows pep in winning D-II title

By Paul Honda  
[phonda@standardtimes.com](mailto:phonda@standardtimes.com)

So much for fatigue.  
 Forty-six games into possibly the busiest season known to a Hawaii high school basketball team, Alka Smith and his Kalaheo Mustangs were amazingly fresh Saturday night in a 57-42 win over McKinley for the Division II crown of the Hawaiian Airlines/HHSAA Boys Basketball State Championships.  
 Junior guard Josh Ko led Kalaheo with 16 points and the Mustangs got superlative defense from Derick Morgan and Shem Sukumaran. Morgan and Sukumaran limited McKinley's super scorer



**KALAHEO 57, MCKINLEY 42**

**TIGERS (13-7,2-1 HHSAA)**

Player	pts	fg	ft	rb	pf	pts	a	10 min
Williams	23	12	5	4	5	0	1	20
Ortaleza	22	0	1	1	5	9	2	22
Laquihon	23	1	0	5	5	1	0	23
Rollman	11	0	1	1	3	0	0	12
Ironsides	21	0	1	3	15	1	2	02
Rivera	23	1	1	4	3	5	0	18
Ferrer	0	0	0	0	0	0	0	1
Alzona	0	0	0	1	0	0	0	1
Bolosan	0	2	1	4	2	1	4	18
Ansagay	1	0	0	2	0	1	4	
Wu	0	0	0	0	0	0	0	1
Malaga	0	0	3	1	0	0	0	7
TEAM								
Totals	12-40	4-15	14-20	17	23	42	3	10 160

**MUSTANGS (18-2,3-0 HHSAA)**

Player	pts	fg	ft	rb	pf	pts	a	10 min
Ko	16	6	2	3	2	16	0	4 31
Sukumaran	25	5	6	8	5	0	2	3 31
Frank	45	2	7	10	4	13	0	1 31
Morgan	3	4	5	3	11	4	5	27
Reindollar	1	2	4	5	0	4	2	0 22
M-Freitas	0	0	0	0	0	0	0	1
Green	0	0	0	0	0	0	0	0+
Summers	0	0	0	0	0	0	0	1
Tucker	1	1	3	1	4	0	0	15
Rowan	0	0	0	0	0	0	0	1
TEAM								
Totals	17-31	2-6	21-28	31	14	57	8	13 160

**#2 Pahoia vs #1 Farrington**  
**02/19/11 5:00 pm at Stan Sheriff Center**

**#2 Pahoia 45**

#	Player	p	Total			Rebounds								
			fgm-fga	fgm-fga	ftm-fta	off-def	tot	pf	tp	a	to	blk	stl	min
03	Miguel,Sonny	*	2-7	1-4	1-2	2-0	2	4	6	0	1	0	3	26
11	Luis,Khalil	*	3-8	0-1	2-4	0-2	2	4	8	2	6	0	2	28
34	Balai,Lono	*	0-0	0-0	0-0	0-0	0	0	0	0	1	0	0	18
35	Peleiholani,Jared	*	0-1	0-0	0-0	1-0	1	1	0	0	0	0	1	16
41	Fisher,Nicklas	*	6-14	0-0	11-16	4-7	11	3	23	0	4	0	3	31
04	Mendoza,Christopher	-	0-0	0-0	0-0	0-0	0	0	0	0	0	0	0	4
10	Gonsalves,Devin	-	2-7	1-4	0-0	1-4	5	4	5	0	2	1	0	15
22	Schweitzer,Kaohu	-	1-8	1-5	0-0	1-1	2	3	3	0	0	0	2	16
44	Puu,Kylen	-	0-1	0-0	0-0	0-1	1	1	0	0	0	0	0	5
50	Tua,Leka	-	0-1	0-0	0-0	0-0	0	1	0	0	0	0	0	1
TM	TEAM	-	-	-	-	0-1	1	0	-	-	-	-	-	-
Totals.....			14-47	3-14	14-22	9-16	25	21	45	2	14	1	11	160
			29.8%	21.4%	63.6%									

Team summary:	FG	3FG	FT											
<b>1st Half:</b>	6-20	0-7	5-9											
	30.0%	0.0%	55.6%											
<b>2nd Half:</b>	8-27	3-7	9-13											
	29.6%	42.9%	69.2%											

**#1 Farrington 58**

#	Player	p	Total			Rebounds								
			fgm-fga	fgm-fga	ftm-fta	off-def	tot	pf	tp	a	to	blk	stl	min
22	Madarang,Jeffrey	*	2-5	1-2	0-0	0-5	5	2	5	0	6	3	4	25
23	Kleman,Michael	*	4-6	1-2	0-0	1-3	4	1	9	0	1	2	0	21
31	Williams,Lancelot	*	4-9	0-0	5-8	5-10	15	2	13	0	3	0	2	22
33	Vaina,Viane	*	2-3	0-1	0-0	1-4	5	2	4	0	0	0	0	15
34	Saycon,J.P.	*	4-9	0-1	3-6	1-0	1	2	11	6	2	0	2	24
11	Solomon,Paul	-	0-0	0-0	2-8	0-2	2	1	2	0	2	0	1	11
14	Lombawa,Anastacio	-	0-0	0-0	0-0	0-0	0	1	0	0	1	0	0	2
20	Raragal,Clem	-	3-3	0-0	3-4	1-2	3	3	9	1	1	0	0	11
21	DeLeon,Bernand	-	0-0	0-0	0-0	0-0	0	1	0	0	1	0	0	3
24	Collazo,Chadey	-	1-2	1-1	0-0	0-1	1	2	3	2	3	0	1	12
30	Cabato-Machado,Shane	-	0-1	0-0	0-0	0-0	0	0	0	0	1	0	0	7
32	Liana,Tyler	-	0-0	0-0	0-0	0-0	0	0	0	1	0	0	0	1
35	Parras,Bradley	-	0-0	0-0	0-0	0-0	0	0	0	0	0	0	0	1
44	Kiko,Keoni	-	0-0	0-0	0-0	0-0	0	2	0	0	0	0	0	4
45	Raquinio,Jaymark	-	1-1	0-0	0-0	0-0	0	0	2	0	0	0	0	1
TM	TEAM	-	-	-	-	0-2	2	0	-	-	-	-	-	-
Totals.....			21-39	3-7	13-26	9-29	38	19	58	10	21	5	10	160
			53.8%	42.9%	50.0%									

Team summary:	FG	3FG	FT											
<b>1st Half:</b>	14-29	3-7	1-2											
	48.3%	42.9%	50.0%											
<b>2nd Half:</b>	7-10	0-0	12-24											
	70.0%	0.0%	50.0%											

Score by Periods	1st	2nd	3rd	4th	Total	
#2 Pahoia	5	12	12	16	45	Record: (11-7, 2-1 HHSAA)
#1 Farrington	17	15	6	20	58	Record: (18-1, 2-0 HHSAA)

Officials: Ryan Sueoka, Dan Coda, Nick Stock  
 Technical fouls: Pahoia-None. Farrington-None.  
 Attendance:  
 Hawaiian Airlines/HHSAA Boys Basketball State Championships



Farrington's J.P. Saycon jumped over Khalil Luis of Pahoia in the Division II title game last night.

**Farrington adds another state title**

**BYRONIAH WOOD**  
[www.honoluluanews.com](http://www.honoluluanews.com)

Forget the state title. One game at the starting line and it all.

Top-seeded Farrington looked large as capturing the Division II title at the Stan Sheriff Center in Honolulu. Farrington's J.P. Saycon was the star, scoring 23 points and grabbing 11 rebounds.

Farrington's J.P. Saycon was the star, scoring 23 points and grabbing 11 rebounds.

Farrington's J.P. Saycon was the star, scoring 23 points and grabbing 11 rebounds.

**Kailua vs Pahoa**  
**03/06/10 5:00pm at Stan Sheriff Center**

**Kailua 38**

#	Player	p	Total			3-point			Rebounds			pf	tp	a	to	blk	stl	min	
			fgm	fga	ftm	fta	fgm	fga	ftm	fta	off								def
04	Nakakura, Rhys	*	3	8	2	7	2	3	1	3	4	4	10	0	1	0	0	28	
05	Mikaele, Chevy	-	0	0	0	0	0	0	0	2	2	0	2	0	1	0	15		
12	Lau, Cory	*	1	12	1	7	5	6	1	1	2	1	8	4	1	0	2	32	
14	Valenzuela, Luis	-	0	7	0	6	0	0	1	1	2	1	0	1	1	0	1	25	
20	Mahaulu, Ethan	*	2	3	0	0	0	0	1	3	4	4	4	0	0	1	1	25	
30	Vasconcellos, Isaiah	*	1	3	0	1	0	0	1	1	2	1	2	0	2	0	0	12	
40	DeCorte, Jordan	*	6	10	0	0	2	4	3	4	7	1	14	1	1	0	0	23	
TM	Team	-	-	-	-	-	-	-	1	1	2	-	-	-	-	-	-	-	
Totals.....			-	13	43	3	21	9	13	9	16	25	14	38	8	6	2	4	160
				30.2%		14.3%		69.2%											

Team summary:			
	FG	3FG	FT
<b>1st Half:</b>	5-23	0-11	3-4
	21.7%	0.0%	75.0%
<b>2nd Half:</b>	8-20	3-10	6-9
	40.0%	30.0%	66.7%

**Pahoa 41**

#	Player	p	Total			3-point			Rebounds			pf	tp	a	to	blk	stl	min	
			fgm	fga	ftm	fta	fgm	fga	ftm	fta	off								def
03	Miguel, Sonny	*	1	3	1	2	0	0	1	0	1	0	3	0	3	0	0	25	
04	Mendoza, Chris	-	0	0	0	0	0	0	0	1	1	0	0	0	0	0	0	7	
14	Walsh, Hamlet	*	1	2	0	0	0	0	0	2	2	2	1	1	0	1	32		
21	Byrd, John	*	2	8	1	3	2	2	2	5	7	2	7	1	3	0	0	32	
23	Ekau, Isaiah	*	6	15	0	0	0	3	3	10	13	3	12	3	1	0	0	32	
41	Fisher, Nick	*	6	9	1	2	4	6	0	2	2	3	17	2	3	3	1	32	
TM	Team	-	-	-	-	-	-	-	1	3	4	-	-	-	-	-	-	-	
Totals.....			-	16	37	3	7	6	11	7	23	30	10	41	7	11	3	2	160
				43.2%		42.9%		54.5%											

Team summary:			
	FG	3FG	FT
<b>1st Half:</b>	8-19	0-2	0-0
	42.1%	0.0%	0.0%
<b>2nd Half:</b>	8-18	3-5	6-11
	44.4%	60.0%	54.5%

Score by Periods	1st	2nd	3rd	4th	Total	
Kailua	6	7	13	12	-	38 Record: (15-5, 2-1 HHSAA)
Pahoa	6	10	8	17	-	41 Record: (9-9, 3-0 HHSAA)

Officials: Eric Morales, Mike Nobriga, Ron Tacadena  
 Technical fouls: Kailua-None. Pahoa-None. Attendance:  
 Hawaiian Airlines/HHSAA Boys Basketball State Championships

**Pāhoa captures first state championship**

by Stanley Lee  
 Advertiser Staff Writer

Before the season even started, Pāhoa created a list of goals, one of which was to win the state title.

The Dagers almost didn't clinch a state berth, then almost didn't have enough money to pay for the state trip.

Pāhoa was never fazed through it all. When a seven-point fourth-quarter lead disappeared in last night's title game against Kailua



Pāhoa went from barely making the

Official Basketball Box Score  
 Kailua Surfriders vs Castle Knights  
 3/7/09 5:00pm at Blaisdell Arena

VISITORS: Kailua Surfriders 18-3, 4-0 HHSAA

#	Player Name	TOT-FG 3-PT			REBOUNDS			PF	TP	A	TO	BLK	S	MIN
		FG-FGA	FG-FGA	FT-FTA	OF	DE	TOT							
05	MILLER, Kauila..... *	1-5	1-1	0-0	1	2	3	3	3	3	0	1	2	28
10	FARIAS, Dylan..... *	7-12	2-2	2-4	0	3	3	1	18	1	2	0	0	30
11	ELLIS, Kenny..... *	6-9	0-0	1-4	2	6	8	3	13	3	5	1	1	29
12	LAU, Corey..... *	4-6	2-3	3-4	0	4	4	2	13	4	2	0	0	29
15	KAIAMA, Alii..... *	0-3	0-0	1-4	1	3	4	4	1	0	0	0	0	18
02	MIKAELE, Chevy.....	0-1	0-0	0-0	0	0	0	1	0	0	1	0	0	3
03	FRIEL, Calen.....	0-0	0-0	0-0	1	1	2	1	0	0	2	0	0	5
04	NAKAKURA, Rhys.....	0-0	0-0	0-0	0	0	0	0	0	2	2	0	1	7
14	VALENZUELA, Luis....	0-0	0-0	0-0	0	1	1	0	0	0	0	0	0	1
40	DECORTE, Jordan.....	2-3	0-0	1-2	2	2	4	0	5	0	2	0	1	10
TEAM.....					1	2	3							
Totals.....		20-39	5-6	8-18	8	24	32	15	53	13	16	2	5	160

TOTAL FG% 1st Half: 11-22 50.0% 2nd Half: 9-17 52.9% Game: 51.3% DEADB  
 3-Pt. FG% 1st Half: 3-3 100% 2nd Half: 2-3 66.7% Game: 83.3% REBS  
 F Throw % 1st Half: 0-6 0.0% 2nd Half: 8-12 66.7% Game: 44.4% 5,1

HOME TEAM: Castle Knights 17-3, 2-1 HHSAA

#	Player Name	TOT-FG 3-PT			REBOUNDS			PF	TP	A	TO	BLK	S	MIN
		FG-FGA	FG-FGA	FT-FTA	OF	DE	TOT							
01	SANTOS, Michael..... *	3-10	2-3	1-6	1	1	2	2	9	2	5	0	1	28
10	TUAMOHELOA, Nickolas *	2-9	0-5	2-2	2	0	2	0	6	1	2	0	0	24
20	TILTON, Isaiah..... *	2-12	1-9	0-0	0	2	2	3	5	4	4	1	0	26
44	AIPA, Kevin..... *	1-6	0-0	2-2	2	3	5	1	4	1	3	0	3	29
50	ALEKI, Jordan..... *	1-2	0-0	0-0	1	4	5	3	2	0	1	1	0	16
03	IGE, Russell.....	0-1	0-1	0-0	0	0	0	1	0	0	0	0	0	8
12	KONG, Joshua.....	0-0	0-0	2-2	0	0	0	1	2	0	0	0	0	2
15	BARRIENTOS, Dennis..	0-1	0-0	0-0	0	0	0	0	0	0	1	0	0	3
22	ALIMOOT, Moses "Kui"	1-1	0-0	0-0	0	0	0	0	2	0	0	0	1	6
32	CANNE, Adam.....	0-0	0-0	0-0	0	0	0	0	0	0	0	0	0	2
42	ROBERTS, Brent.....	3-4	0-0	0-0	3	4	7	3	6	0	0	3	0	16
TEAM.....					1	2	3							
Totals.....		13-46	3-18	7-12	10	16	26	14	36	8	16	5	5	160


TOTAL FG% 1st Half: 5-26 19.2% 2nd Half: 8-20 40.0% Game: 28.3% DEADB  
 3-Pt. FG% 1st Half: 2-11 18.2% 2nd Half: 1-7 14.3% Game: 16.7% REBS  
 F Throw % 1st Half: 3-6 50.0% 2nd Half: 4-6 66.7% Game: 58.3% 3

Officials: Mike Ishikawa, Derek LaBenz, Steve Cramer  
 Technical fouls: Kailua "Surfriders"-None. Castle "Knights"-None.  
 Attendance:

Score by Periods	1st	2nd	3rd	4th	Total
Kailua Surfriders.....	17	8	14	14	- 53
Castle Knights.....	4	11	11	10	- 36

Hawaiian Airlines/HHSAA 53rd Annual Boys Basketball State Championships

## Kailua captures Division II crown

 [Photo gallery: Kailua vs. Castle Division II basketball](#)

By [Stanley Lee](#)  
 Advertiser Staff Writer

Even as their lead stretched to double digits, Kailua wanted to remain uncomfortable.

It was only one night earlier that the Surfriders blew a 13-point lead in the semifinals and had to win in overtime. Only toward the end of last night's state championship game did the Surfriders feel a sense of comfort, especially with a state championship trophy in hand



**Farrington vs Aiea**  
**02/23/08 6:00pm at Neal Blaisdell Arena**

**Farrington 70**

#	Player	p	Total			Rebounds								
			fgm-fga	3-pt fgm-fga	ftm-fta	off-def	tot	pf	tp	a	to	blk	stl	min
11	Ibana, Jordan	*	4-9	0-0	0-0	1-3	4	2	8	1	3	0	0	24
12	Hernandez, Christian	*	4-8	2-2	17-22	3-3	6	4	27	1	4	0	3	31
20	Carter, Oscar	*	3-7	0-2	5-8	2-7	9	5	11	2	3	0	2	30
21	Kamano, Steven	*	4-8	0-1	1-4	1-5	6	4	9	1	4	1	3	26
22	Tatupu-Leopoldo, B	*	1-3	0-2	5-6	0-3	3	4	7	0	0	0	0	30
14	Labayog, Dio	-	0-3	0-1	1-2	0-0	0	0	1	0	1	0	0	3
23	Kealoha, Dayton	-	1-5	1-1	0-0	1-0	1	5	3	0	0	0	0	16
24	Carter, Michael	-	1-4	0-1	2-3	2-3	5	2	4	0	0	0	1	14
33	Wallace, Joshua	-	0-0	0-0	0-0	0-0	0	0	0	0	1	0	0	3
34	Vita, Ephraim	-	0-0	0-0	0-0	0-0	0	1	0	0	0	0	0	0
44	Pettis, Andre	-	0-0	0-0	0-0	0-0	0	0	0	0	0	0	0	3
TM	Team	-	-	-	-	2-1	3	0	-	-	-	-	-	-
	Totals.....	-	18-47	3-10	31-45	12-25	37	27	70	5	16	1	9	180
			38.3%	30.0%	68.9%									

Team summary:	FG	3FG	FT											
<b>1st Half:</b>	4-18	1-4	8-11											
	22.2%	25.0%	72.7%											
<b>2nd Half:</b>	10-23	2-5	16-25											
	43.5%	40.0%	64.0%											
<b>Overtime:</b>	4-6	0-1	7-9											
	66.7%	0.0%	77.8%											


**Aiea 68**

#	Player	p	Total			Rebounds								
			fgm-fga	3-pt fgm-fga	ftm-fta	off-def	tot	pf	tp	a	to	blk	stl	min
20	Chung, Josh	*	3-9	1-2	10-14	1-0	1	3	17	2	1	1	0	33
22	Liilii, Daniel	*	0-2	0-0	2-4	2-3	5	4	2	0	2	0	0	18
23	Buchanan, James	*	3-6	0-0	3-6	2-2	4	5	9	2	1	0	2	19
25	Colquitt, Aldodius	*	1-4	0-0	2-4	5-6	11	5	4	0	0	1	2	16
32	Woods, Obie	*	9-15	4-7	4-7	1-3	4	4	26	1	5	0	1	33
03	Naeole, Kory	-	2-4	1-2	1-2	1-0	1	4	6	0	1	1	1	19
05	Naeole, Keenan	-	0-1	0-1	0-0	0-1	1	0	0	0	1	0	0	5
14	Mc Kee, Jarred	-	0-1	0-1	0-0	0-1	1	0	0	1	1	0	0	5
15	Ve, Jarret	-	0-0	0-0	0-0	0-0	0	0	0	0	0	0	0	2
21	Sevaaetasi, David	-	0-2	0-1	0-0	1-1	2	2	0	0	1	2	0	7
43	Hannemann, Zack	-	2-6	0-0	0-0	1-2	3	3	4	2	2	0	0	23
TM	Team	-	-	-	-	0-2	2	0	-	-	-	-	-	-
	Totals.....	-	20-50	6-14	22-37	14-21	35	30	68	8	15	5	6	180
			40.0%	42.9%	59.5%									

Team summary:	FG	3FG	FT											
<b>1st Half:</b>	7-23	1-8	5-10											
	30.4%	12.5%	50.0%											
<b>2nd Half:</b>	11-21	4-5	9-15											
	52.4%	80.0%	60.0%											
<b>Overtime:</b>	2-6	1-1	8-12											
	33.3%	100%	66.7%											

Score by Periods	1st	2nd	3rd	4th	OT	Total	
Farrington	9	8	14	24	15	70	Record: (16-3, 3-0 HHSAA)
Aiea	13	7	11	24	13	68	Record: (17-0, 2-0 HHSAA)

Officials: Brian Yamasaki, Mike DuPont, John Johnson  
 Technical fouls: Farrington-None. Aiea-Buchanan, James. Attendance:  
 Hawaiian Airlines/HHSAA 2008 Boys Division II Basketball State Championship



**Govs pull out a miracle**

By Paul Honda  
 phonda@starbulletin.com

They could almost walk on water, these miracle Govs.

A desperation 3-pointer by Christian Hernandez forced overtime, and a clutch layup by Jordan Ibana with 10 seconds left gave Farrington a stunning 70-68 win over top-seeded Aiea in the final of the Hawaiian Airlines/HHSAA Boys Basketball Division II State Championships at Blaisdell Arena.

It was a miraculous finish for the Governors (23-6 overall), who had a struggling program when Allan Silva took the helm four years ago.

"I'm walking on air right now. I'm really happy for my guys," said Silva, who remembered a promise he made to himself. "I said in three years, we'll be competitive, and by the fourth or fifth year, we'll win a state championship."



**Kohala vs. McKinley**  
**02/23/07 6:00pm at Stan Sheriff Center**

**KOHALA (28)**

	MP	FG	FT	R	A	S	PF	TP
Bautista R.	28	5-19	0-0	2	3	3	2	12
Marquez	27	1-10	0-0	3	0	3	3	3
Roxburgh	17	0-4	0-0	2	0	2	3	0
Pasco	11	1-3	0-0	3	0	0	4	2
Kahoopii	23	2-7	0-0	5	1	0	1	4
Campollo	1	0-0	0-0	0	0	0	0	0
Bautista B.	24	1-7	0-0	3	0	0	1	2
Kise	11	0-2	1-2	2	0	1	1	1
Vujovich	7	0-1	0-2	1	0	0	5	0
Alcoran	8	1-2	2-4	0	0	0	1	4
Viernes	2	0-2	0-0	0	0	0	0	0
Perry	1	0-0	0-0	1	0	0	2	0

Team				4				
<b>Totals</b>		<b>11-57</b>	<b>3-8</b>	<b>26</b>	<b>4</b>	<b>9</b>	<b>23</b>	<b>28</b>
<b>Percentage</b>		<b>.193</b>	<b>.375</b>					

**MCKINLEY (55)**

	MP	FG	FT	R	A	S	PF	TP
Diguc	19	2-6	2-2	8	2	1	3	6
Kaluna	24	2-6	2-2	10	0	2	2	6
Sione	31	4-5	1-3	11	1	1	1	9
Lessary	29	5-7	1-2	3	3	2	1	12
Lee	30	3-10	8-12	6	1	1	3	14
Ishikawa	1	0-0	0-0	0	0	0	0	0
Flordeliza	1	0-0	1-2	0	0	0	0	1
Pau	1	0-0	0-0	0	0	0	1	0
Yoon	1	0-0	0-0	0	0	0	0	0
Enanoria	10	1-3	3-4	3	0	0	1	5
Paez	1	0-0	0-0	0	0	0	0	0
Iuta	9	1-1	0-0	0	1	0	0	2
Asing	1	0-0	0-0	1	0	0	0	0
Borje	2	0-1	0-0	0	0	0	0	0

Team				3				
<b>Totals</b>		<b>18-39</b>	<b>18-27</b>	<b>45</b>	<b>8</b>	<b>7</b>	<b>12</b>	<b>55</b>
<b>Percentage</b>		<b>.462</b>	<b>.667</b>					

<b>KOHALA (16-4)</b>	<b>10</b>	<b>0</b>	<b>6</b>	<b>12-28</b>
<b>MCKINLEY (13-6)</b>	<b>12</b>	<b>20</b>	<b>7</b>	<b>16-55</b>

**3-point goals** – Kohala 3-13 (R. Bautista 2-6, Marquez 1-2, Pasco 0-1, B. Bautista 0-4), McKinley 1-5 (Lessary 1-2, Kaluna 0-1, Enanoria 0-2).

**Blocked shots** – Kohala 4 (Kahoopii 4), McKinley 11 (Sione 6). **Turnovers** – Kohala 14, McKinley

20. **Technical fouls** – none.

Officials: Ron Gochenouer, Mike Nobriga, Matt Thomas



JAMM AQUINO / [JAQUINO@STARBULLETIN.COM](mailto:JAQUINO@STARBULLETIN.COM)  
 McKinley players celebrated after beating Kohala last night in the Division II title game.

## OIA sweeps hoops titles

### McKinley defense smothers Kohala

» [More D-II photo coverage](#)

By Kyle Galdeira  
[kgaldeira@starbulletin.com](mailto:kgaldeira@starbulletin.com)

It's one of the most-used clichés in sports: Defense wins championships.

But it is definitely the appropriate phrase to use in describing McKinley's total domination of Kohala in a 55-28 victory last night in the championship game of the inaugural Hawaiian Airlines/HHSAA Division II Boys Basketball State Championships at the Stan Sheriff Center.