



High School Football Statistics Workshop

Taking accurate football statistics



Instructor: Thomas Yoshida

My Background

- Started as football statistician at Leilehua High School in 1979.
- UH Sports Information Office, 1982-92
- Worked as statistician for KHNL/KFVE and Spectrum Sports from 1985-present
- Worked with HHSAA stats and record books since 1998.



High School Football Statistics Workshop

Topics

- Down and distance
- How to get a first down
- Spotting the football
- How to use the stat sheet
- **(Break)**
- Video exercise – Taking stats at a football game
- **(Break)**
- Plays and situations
 - Rushing
 - Passing
 - Receiving
 - Penalties
 - Special Teams
 - Change of Possession/misc.

Down and Distance Explained


DOWN

- An offensive play.
- A team's offense is given four downs to move 10 yards toward the opponent's end zone.



DISTANCE

- The number of yards a team needs to get a new set of downs.
- If they make the 10 yards needed within 4 downs, they are given a new set of downs. “first down”
- If they don't make it the required 10 yards, the other team's offense takes possession of the ball.



Down and Distance Explained

Terminology

1st and 10



First of four
downs



Yards to go to
achieve another first
down

Down and Distance Explained

Terminology

1st and goal



First of four
downs



Instead of 10 yards for
a new first down, the
goal line is the goal
(goal to go)

How to get a first down

BREAKDOWN:

A first down is credited when...

- The yardsticks are ordered forward
(via run or pass – gaining the required 10+ yards)
- A touchdown is scored
(if there was an opportunity to get a first down)
- When a penalty results in a first down

How to get a first down

BREAKDOWN:

A team gets TWO first down when...

Example: The yards on the play results in a first down and an additional penalty on the play (normally 10 or more additional yards) results in another first down.

Example:

Team A's ball on Team A's 10. Running back Alika rushes for 20 yards to Team A's 30 and Team B is penalized 15 yards from that point to Team A's 45. Credit Alika with a rush of 20 yards. Charge Team B with a penalty of 15 yards. Credit Team A with a first down by rushing and first down by penalty.

How to get a first down

BREAKDOWN:

A team does NOT get a first down when...

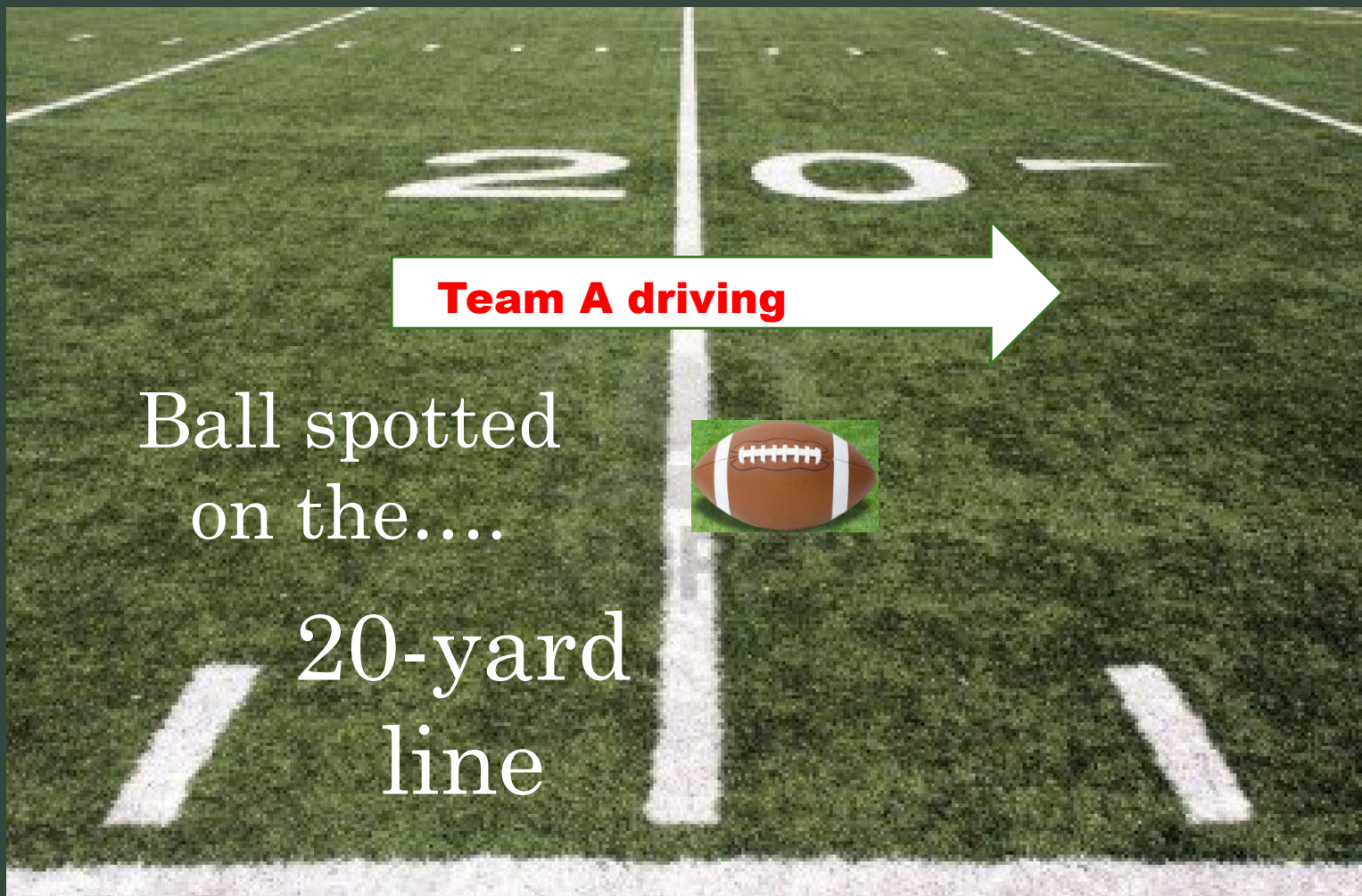
- On any kickoff, punt, interception or fumble return no matter how long the play is.
(Note: If the play is over and a penalty is enforced against the new defensive team causing the yardsticks to move, credit a first down on the play)
- On an offensive play where the yards gained for a first down is negated when the team possession is lost due to a fumble or interception.
- During a 1st and goal from the 10-yard line, since there is no chance to obtain a first down, and the total yards gained is 10, no first down is awarded.

Spotting the football

If any part of the football is touching the vertical plane (hash mark) above any yard stripe, spot the ball from that yard line.

If the football is between two hash marks, spot the ball forward towards the next line (nearest the intended goal).

Spotting the football

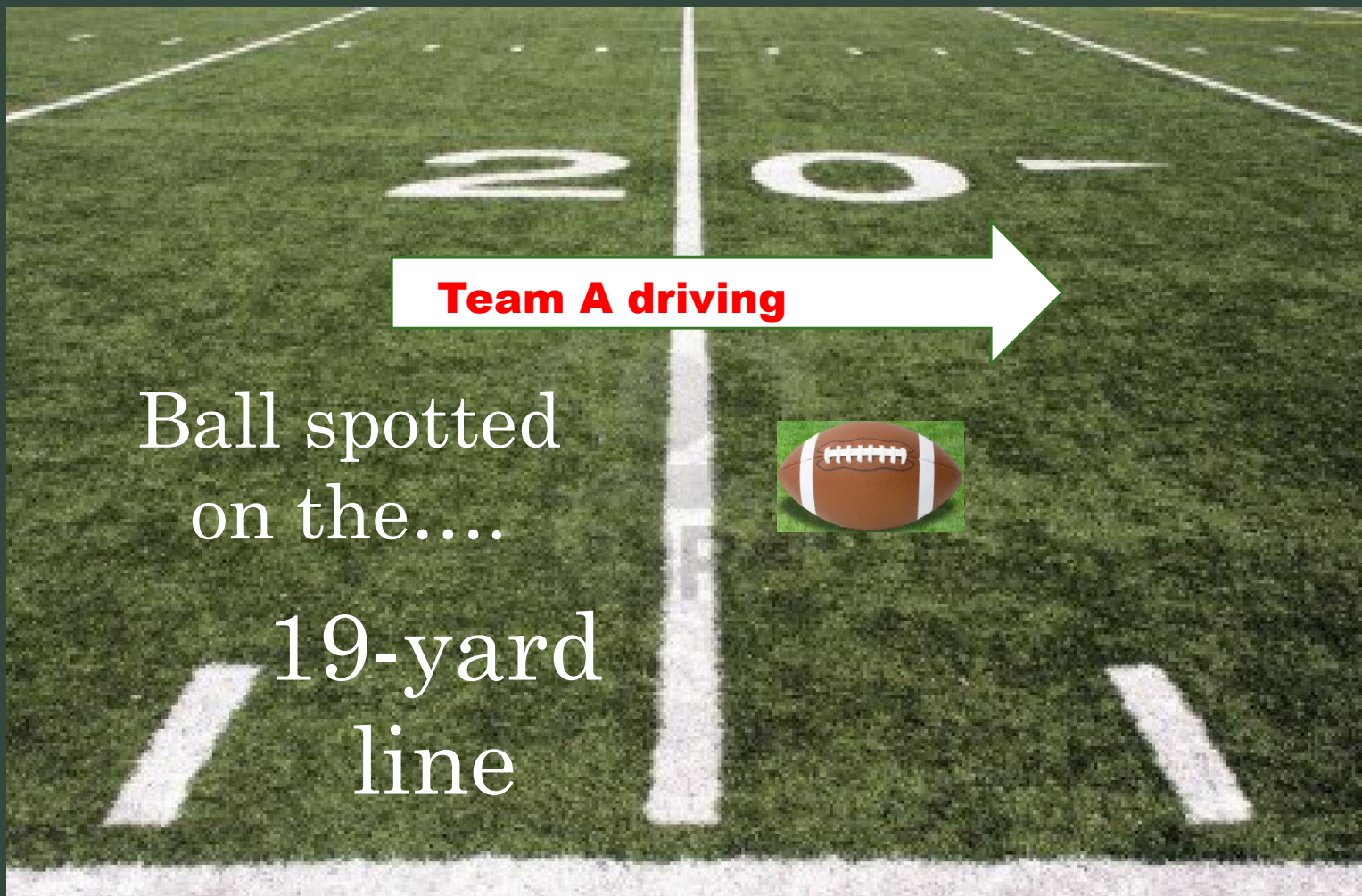


Team A driving

Ball spotted
on the....

20-yard
line

Spotting the football



Team A driving

Ball spotted
on the....

19-yard
line

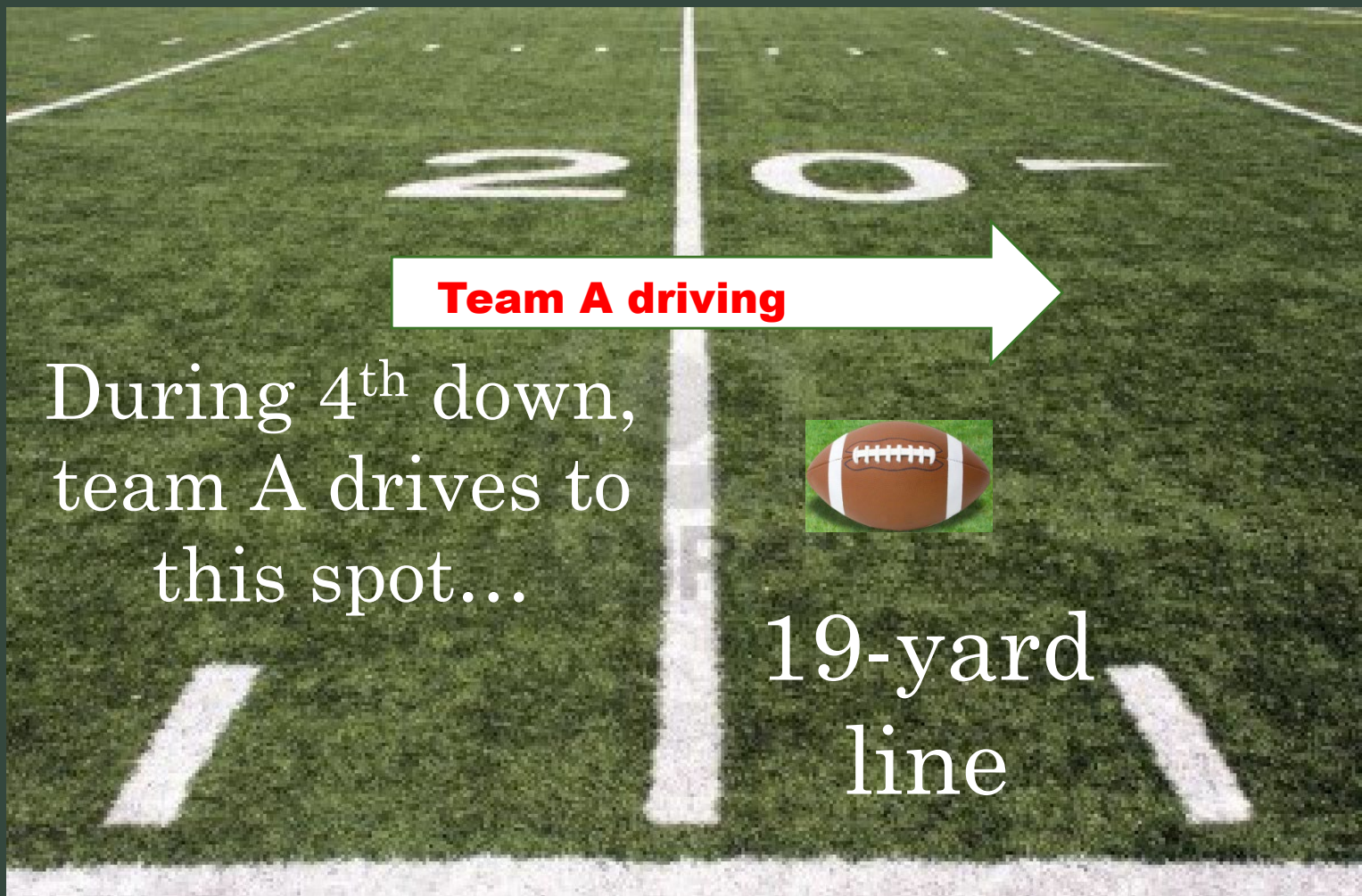


Spotting the football

Four exceptions to spotting the football:

EXCEPTION #1: On any change of possession, it is possible that the yard line for one team may not be the same as that of the other team.

Spotting the football



Team A driving

During 4th down,
team A drives to
this spot...



19-yard
line

Spotting the football



Team B driving

Team B now
takes over on
what yard line?



20-yard
line

Spotting the football

EXCEPTION #2: In certain situations where there is less than 1 yard to gain for a first down, spot the ball back 1 yard to conform with the principle that there must always be 1 yard remaining for a first down (or for a touchdown).

Spotting the football



Team A driving

1st and 10 on Team B's 30 yard line

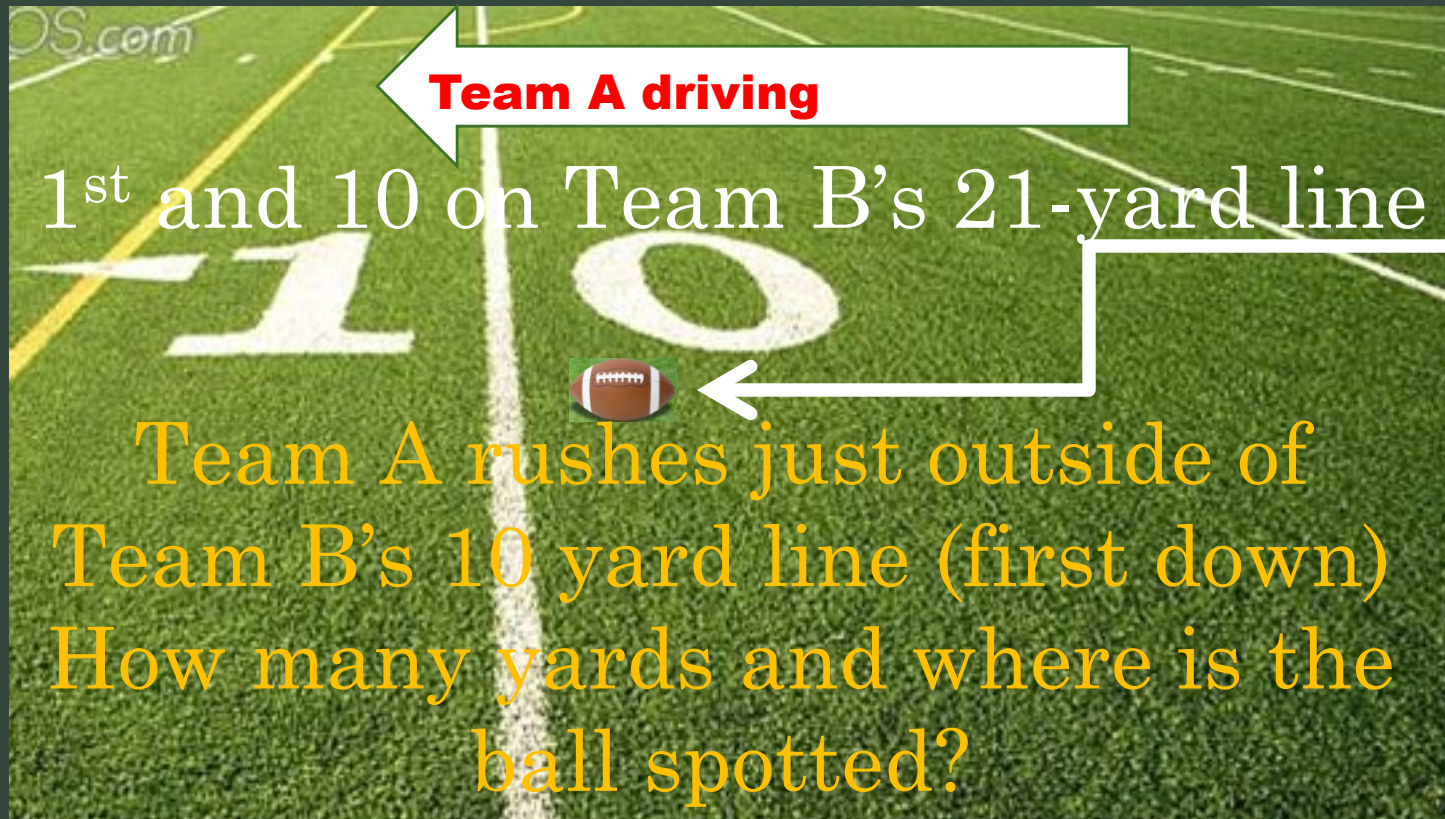
2nd and 1 on the 21-yard line

On first down, Team A drives between the 20 and 21 yard line, where is ball spotted?

Spotting the football

EXCEPTION #3: When getting a new first down, the ball rests just outside a defensive team's 10-yard line. Record the yards gained to the 10-yard line but designate the new scrimmage line as the 11-yard line, as it would be possible for the offensive team to advance for a first down without scoring a touchdown.

Spotting the football



Team A is credited for 11 yards to Team B's 10 yard line.
1st and 10 from Team B's 11.

Spotting the football

EXCEPTION #4: When the ball is between the 1-yard line and the goal line with the forward point of the ball closest to the goal line, the ball is considered to be at the 1-yard line.



Recommend taking play-by-play

- Taking play-by-play helps in case the game speeds up
 - Take notes on the play
 - Transfer the numbers to the stat sheet
- Helpful to recap key scoring or game winning drives.

Stat sheet – Rushing

FIRST DOWNS	RUSH	1	2	3	4	5	6	7	8	9	10	PASS	1	2	3	4	5	6	7	8	9	10	PEN.	1	2	3
		11	12	13	14	15	16	17	18	19	20		11	12	13	14	15	16	17	18	19	20		4	5	6
		21	22	23	24	25	26	27	28	29	30		21	22	23	24	25	26	27	28	29	30		7	8	9

--	--	--	--	--	--	--	--	--	--	--	--	--	--	--	--	--	--	--	--	--	--	--	--	--	--	--	--	--

3RD DOWN CONVERSIONS																												
1	2	3	4	5	6	7	8	9	10	11	12	13	14	15	16	17	18	19	20									

4TH DOWN CONV.				
1	2	3	4	5

1	36																											
2	37																											
3	38																											
4	39																											
5	40	1																										
6	41	2																										
7	42	3																										
8	43	4																										
9	44	5																										
10	45	6																										
11	46	7																										
12	47	8																										
13	48	9																										
14	49	10																										
15	50	11																										
16	51	12																										
17	52	13																										
18	53	14																										
19	54	15																										
20	55	16																										
21	56	17																										
22	57	18																										
23	58	19																										
24	59	20																										

1													34														1		
2													35														2		
3													36														3		
4													37														4		
5													38														5		
6													39														6		
7													40														7		
8													41														8		
9													42														9		
10													43														10		
11													44														11		
12													45														12		
13													46														13		
14													47														14		
15													48														15		
16													49																
17													50														1		
18													51														2		
19													52														3		
20													53														4		
21													54																
22													55																
23													56																

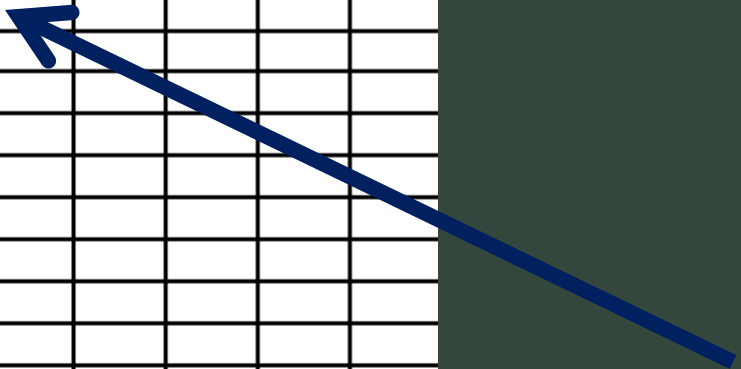
INTERCEPTION RET.
No Player Yards

1

Team Rushing

All numbers
 represent
 cumulative
 rushing totals

1	36								
2	37								
3	38								
4	39								
5	40	1							
6	41	2							
7	42	3							
8	43	4							
9	44	5							
10	45	6							
11	46	7							
12	47	8							
13	48	9							
14	49	10							
15	50	11							
16	51	12							
17	52	13							
18	53	14							
19	54	15							
20	55	16							
21	56	17							
22	57	18							
23	58	19							
24	59	20							
25	60								
26	61								
27	62								
28	63								
29	64								
30	65	1							
31	66	2							
32	67	3							
33	68	4							
34	69	5							
35	70	6							



Individual
 Rushing

**S
A
C
K**

Play-by-play:

#32 Alika
 rushes for
 minus 2 yards

#5 Adam rushes
 for 5 yards

#11 Alan rushes
 for 12 yards

#5 Adam rushes
 for 6 yards and
 a TD

1	-2	36						
2	3	37		<i>Alika</i>	<i>Adam</i>	<i>Alan</i>		
3	15	38		32	5	11		
4	21*	39						
5		40	1	-2	5	12		
6		41	2		11*			
7		42	3					
8		43	4					
9		44	5					
10		45	6					
11		46	7					
12		47	8					
13		48	9					
14		49	10					
15		50	11					
16		51	12					
17		52	13					
18		53	14					
19		54	15					
20		55	16					
21		56						

Stat sheet – Passing





Passer #1 →

← Passer #2

← Passer #3

Passes completed
 Passes attempted
 Total yards passing
 Touchdowns
 Intercepted

All numbers represent cumulative passing totals

← Opponent Intercepted Yards returned

1								
2								
3								
4								
5								
6								
7								
8								
9								
10								
11								
12								
13								
14								
15								
16								
17						1		
18						2		
19						3		
20						4		
21						INTERCEPTION RET.		
22						No	Player	Yards
23						1		
24						2		
25						3		
26						4		
27						5		
28						TIME OF POSSESSION		
29						1		
30						2		
31						3		
32						4		
33						T		



Play-by-play:

#5 Adam passes complete to #44 Abraham for 6 yards.

#5 Adam passes incomplete intended for #32 Alikea.

#5 Adam passes complete to #11 Alan for 67 yards and a touchdown.

#11 Alan pass intercepted by opponent #29 at the B14 and returns to the B39.

#5 Adam					#11 Alan				
1	1	6		34	0	1			1
1	2			35		2			
2	3	73	1	36		3			
	4			37		4			
	5			38		5			
	6			39		6			
	7			40		7			
	8			41		8			
	9			42		9			
	10			43		10			
	11			44		11			
	12			45		12			
	13			46		13			
	14			47		14			
	15			48		15			
	16			49					
	17			50		1			
	18			51		2			
	19			52		3			
	20			53		4			
	21			54		INTERCEPTION RET.			
	22			55		No	Player	Yards	
	23			56		1	29	25	
	24			57		2			
	25			58		3			
	26			59		4			
	27			60		5			
	28			61		TIME OF POSSESSION			
	29			62		1			
	30			63		2			
	31			64		3			
	32			65		4			
	33			66		T			

Stat sheet – Receiving

PENALTIES				KICKOFF RETURNS		FUMBLES-LOST							
1		9				1	1	1	1	1	1	1	1
2		10		1	1	2	2	2	2	2	2	2	2
3		11		2	2	3	3	3	3	3	3	3	3
4		12		3	3	4	4	4	4	4	4	4	4
5		13		4	4	5	5	5	5	5	5	5	5
6		14		5	5	6	6	6	6	6	6	6	6
7		15		6		7	7	7	7	7	7	7	7
8		16		7	1	8	8	8	8	8	8	8	8
False-	Offside-			8	2	9	9	9	9	9	9	9	9
Holding-	PassInt-			9	3	10	10	10	10	10	10	10	10
				0		11	11	11	11	11	11	11	11
PerFoul-	Ill Block-			1	1	12	12	12	12	12	12	12	12
PUNTS				OPP. PUNT RETURNS		FIELD GOALS							
1				1	1	1		1	1	1	1	1	1
2				2	2	2		2	2	2	2	2	2
3				3	3	3		3	3	3	3	3	3
4				4		4		4	4	4	4	4	4
5				5	1	5		5	5	5	5	5	5
6				6	2	6		6	6	6	6	6	6
7				7	3	7		7	7	7	7	7	7
8				8				8	8	8	8	8	8
9				9	1	1		9	9	9	9	9	9
				0	2	2		10	10	10	10	10	10
1								11	11	11	11	11	11
2								12	12	12	12	12	12

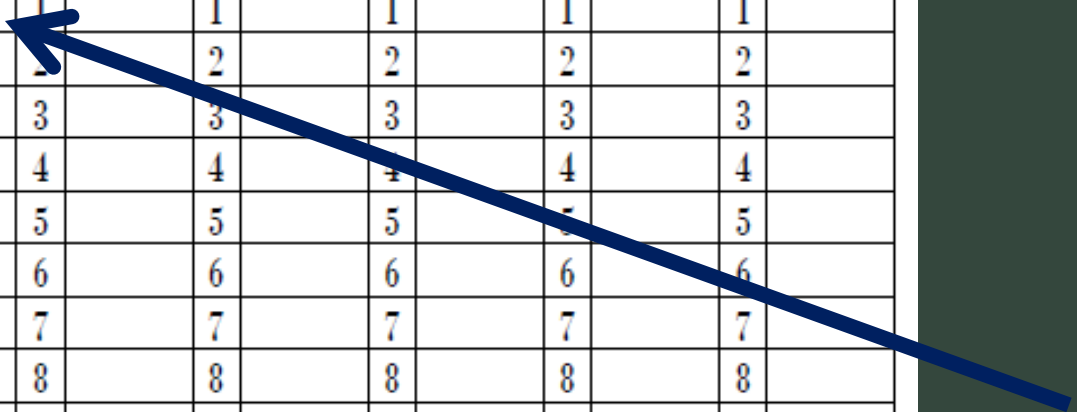


1	1	1	1	1	1	1
2	2	2	2	2	2	2
3	3	3	3	3	3	3
4	4	4	4	4	4	4
5	5	5	5	5	5	5
6	6	6	6	6	6	6
7	7	7	7	7	7	7
8	8	8	8	8	8	8
9	9	9	9	9	9	9
10	10	10	10	10	10	10
11	11	11	11	11	11	11
12	12	12	12	12	12	12
1	1	1	1	1	1	1
2	2	2	2	2	2	2
3	3	3	3	3	3	3
4	4	4	4	4	4	4
5	5	5	5	5	5	5
6	6	6	6	6	6	6
7	7	7	7	7	7	7
8	8	8	8	8	8	8
9	9	9	9	9	9	9
10	10	10	10	10	10	10
11	11	11	11	11	11	11
12	12	12	12	12	12	12

Receivers Name

All numbers represent cumulative receiving totals

Individual Receiving Yards





		44 Abraham		11 Alan							
1	6	1	67 *	1		1		1		1	
2		2		2		2		2		2	
3		3		3		3		3		3	
4		4		4		4		4		4	
5		5		5		5		5		5	
6		6		6		6		6		6	
7		7		7		7		7		7	
8		8		8		8		8		8	
9		9		9		9		9		9	
10		10		10		10		10		10	
11		11		11		11		11		11	
12		12		12		12		12		12	
1		1		1		1		1		1	
2		2		2		2		2		2	
3		3		3		3		3		3	
4		4		4		4		4		4	
5		5		5		5		5		5	
6		6		6		6		6		6	
7		7		7		7		7		7	
8		8		8		8		8		8	
9		9		9		9		9		9	
10		10		10		10		10		10	
11		11		11		11		11		11	
12		12		12		12		12		12	

Play-by-play:
 #5 Adam passes complete to #44 Abraham for 6 yards.

#5 Adam passes incomplete intended for #32 Alika.

#5 Adam passes complete to #11 Alan for 67 yards and a touchdown.

#11 Alan pass intercepted by opponent #29 at the B14 and returns to the B39.

Stat sheet – Other

PENALTIES				KICKOFF RETURNS				FUMBLES-LOST									
1		9						1	1			1	1	1	1	1	1
2		10		1	1			2	2			2	2	2	2	2	2
3		11		2	2			3	3			3	3	3	3	3	3
4		12		3	3			4	4			4	4	4	4	4	4
5		13		4	4			5	5			5	5	5	5	5	5
6		14		5	5			6	6			6	6	6	6	6	6
7		15		6				7	7			7	7	7	7	7	7
8		16		7	1			8	8			8	8	8	8	8	8
False-	Offside-			8	2			9	9			9	9	9	9	9	9
Holding-	PassInt-			9	3			10	10			10	10	10	10	10	10
				0				11	11			11	11	11	11	11	11
PerFoul-	Ill Block-			1	1			12	12			12	12	12	12	12	12
PUNTS				OPP. PUNT RETURNS				FIELD GOALS									
												1	1	1	1	1	1
1				1	1			1				2	2	2	2	2	2
2				2	2			2				3	3	3	3	3	3
3				3	3			3				4	4	4	4	4	4
4				4				4				5	5	5	5	5	5
5				5	1			5				6	6	6	6	6	6
6				6	2			6				7	7	7	7	7	7
7				7	3			7				8	8	8	8	8	8
8				8				8				9	9	9	9	9	9
9				9	1			9				10	10	10	10	10	10
				0	2			0				11	11	11	11	11	11
1												12	12	12	12	12	12
2																	



PENALTIES				KICKOFF RETURNS		FUMBLES-LOST	
1	10	9		16 Yogi		1	1
2	15	10		1	35	2	2
3	30	11		2		3	3
4	35	12		3		4	4
5		13		4		5	5
6		14		5		6	6
7		15		6		7	7
8		16		7	1	8	8
False-		Offside-		8	2	9	9
Holding-		PassInt-		9	3	10	10
				0		11	11
PerFoul-		Ill Block-		1	1	12	12
PUNTS				OPP. PUNT RETURNS		FIELD GOALS	
48 Smith				6 Kealoha		48 Smith	
1	48			1	10	1	22 G
2	52	100	50.0	2		2	39 NG
3				3		3	
4				4		4	
5				5	1	5	
6				6	2	6	
7				7	3	7	
8				8			
9				9	1	1	
1				0	2	2	
2							

All numbers represent cumulative yardage totals



High School Football Statistics Workshop

Break

Coming up:

Watching video and taking stats during a game

Taking stats

Total of six videos

- Practice taking play-by-play

1. Identify player's number
2. Try and spot the ball
3. Determine down and distance
4. How many yards do you give each player on each play?



Taking stats at a game



Iolani wearing black. Lahainaluna wearing white.

Taking stats at a game

Kickoff

Iolani (black) kicks to
Lahainaluna (white)

Taking stats at a game

(video)

Taking stats at a game

Result from Kickoff

Iolani #23 kicks to Lahainaluna #7
Returns from L2 to L30 (28 yards)
(Tackle #1 – Clock: 1:46)

Taking stats at a game

Lahainaluna Play #1

1st and 10

Ball on Lahainaluna 30

Taking stats at a game

(video)

Taking stats at a game

(video)

Taking stats at a game

Result from Play #1

Penalty – Delay of Game

Spot: Lahainaluna 25

5 yard penalty (L30 to L25)

Taking stats at a game

Lahainaluna Play #1 (repeat)

1st and 15

Ball on Lahainaluna 25

Taking stats at a game

(video)

Taking stats at a game

Result from Play #1 (repeat)

Rush Lahainaluna #7

Spot: Iolani 48

27 yards (L25 to I48)

(Tackle: 92/22 – First down rush)

Taking stats at a game

Lahainaluna Play #2

1st and 10

Ball on Iolani 48

Taking stats at a game

(video)

Taking stats at a game

Result from Play #2

Rush Lahainaluna #32

Spot: Iolani 32

16 yards (I48 to I32)

(Tackle: 92 – First down rush)

Taking stats at a game

Lahainaluna Play #3

1st and 10

Ball on Iolani 32

Taking stats at a game

(video)

Taking stats at a game

Result from Play #3

Rush Lahainaluna #4

Fumble (own recovery)

Spot: Iolani 34

Minus 2 yards (I32 to I34)

(Tackle: 21 & 7)

Taking stats at a game

Lahainaluna Play #4

2nd and 12

Ball on Iolani 34

Taking stats at a game

(video)

Taking stats at a game

Result from Play #4

Pass Lahainaluna #4
Interception

Spot: Iolani 19 by Iolani #19

Return yards: 0 yards

(No tackle on play – Clock: 0:21)



High School Football Statistics Workshop

Break

Coming up:

Plays and situations

Rushing Plays and Situations

Any player who carries the ball is credited with plus or minus yardage from the line of scrimmage to the spot where the ball is declared dead.

Rush by Adam

A32 to A49 = + 17 yard rush

B49 to A41 = Minus 10 yard rush

Rushing Plays and Situations

If a quarterback drops back to pass and is sacked, is it a rushing or passing play?

ANSWER: RUSHING PLAY

Pass attempt by Adam

Sacked from A32 to A27 -> Minus 5 yard rush

Takes off and runs from A27 to A49 -> 22 yard rush

Rushing Plays and Situations

In a run-option play involving a pitch to the trailing back:

- Credit the trailing back with the rush attempt and total yardage gained or lost.
- The player who pitches is not credited with a rush attempt or yardage.

Rushing Plays and Situations

(video)

Rushing Plays and Situations

On plays that do not involve a run-option play but contain laterals beyond the line of scrimmage, credit all players with yards gained/loss but only one rushing attempt can be credited.

Quick Quiz: From the 50-yard line, Adam advances to Team B's 30-yard line where Adam passes backward to Alika who catches the ball at Team B's 32-yard line. Alika then advances to Team B's 25-yard line and is downed.

Adam - how many yards?

Alika - how many yards? Who gets the rushing attempt?

Ruling:

Adam is credited with a "rushing attempt" and 18 yards rushing.

Alika is credited with 7 yards rushing but no "rushing attempt."

Run-option OR Lateral? #1

(video)

Run-option OR Lateral? #2

(video)

Run-option OR Lateral? #3

(video)

Rushing Plays and Situations

FUMBLES OR ERRANT PITCH

If, in the statistician's opinion, an errant pitch or fumble precludes the intended receiver an opportunity to advance, or results in no gain or a loss on the play, charge the original ball handler with a rush attempt and yardage lost.

Situation 1: Team A's ball on Team B's 30. Adam's pitch to Alikea, in the statistician's opinion, is errant and Alikea is downed on Team B's 32. Charge Adam with a rush of minus 2 yards.

Errant Pitch + Fumble

(video)

Rushing and Passing Plays

Similar to rushing, all passing yards gained or lost on each completed play are credited to both passer and receiver.

(All yards thrown by passers must match with yards gained by all receivers)

Note: A shovel pass is considered a forward pass

Shovel pass

(video)

Passing Plays and Situations

Similar to running plays, if there are any laterals beyond the line of scrimmage, credit all players with yards gained/loss but only one reception can be credited.

Quick Quiz: From the 50-yard line, Adams pass is completed to Alika at Team B's 30-yard line where Alika advances to the B26 and laterals to Alan who catches the ball at the B28 and scores a touchdown.

What is QB Adams credited for?

Alika and Alan gets how many yards? Who gets for the reception?

Ruling:

Adams – pass completion/attempt for 50 yards and a TD.

Alika – 1 reception for 22 yards.

Alan – no reception for 28 yards and a TD.

Hook and Ladder play

(video)

Penalty Plays and Situations

PENALTY YARDAGE:

Penalty yards can range from

- 0 yards (illegal touching)
- 5 yards (false start, encroachment , offside)
- 10 yards (holding)
- 15 yards (pass interference, personal foul)
- Spot foul penalties (holding, clipping)
- Half the distance to the goal

Penalties and Situations

3 TYPES OF PENALTIES

- Previous Spot
- Spot foul
- Dead ball foul

Penalties and Situations

PREVIOUS SPOT:

The officials will march off the penalty from the previous spot and repeat the down.

(Result: No stats are recorded. Record only penalty yards and possible new first down)

Penalties and Situations

SPOT FOUL:

The officials will march off the penalty from the spot of the foul either towards the offense or defense.

(Result: If the spot of the foul is enforced from beyond the line of scrimmage, credit partial yards on the play AND record penalty yards)

Note: The down is repeated so despite the yards, there is no play.

Penalties and Situations

SPOT FOUL SITUATION 1:

(1st and 10) Team A's ball on Team B's 40-yard line. Alika rushes for 17 yards to the B23. A clipping penalty is called against Team A on Team B's 31-yard line. The enforcement spot is the 31-yard line and Team A is penalized 15 yards to Team B's 46-yard line.

Credit Alika with a rush of 9 yards and charge Team A with a penalty of 15 yards.

(1st and 16) – Repeat the down (no first down)

Penalties and Situations

SPOT FOUL SITUATION 2:

Team A's ball on Team A's 40-yard line. Adams rushes for 5 yards to the A45. A chop block penalty is called against Team A on Team A's 34-yard line. The enforcement spot is the 34-yard line and Team A is penalized 15 yards to Team A's 19-yard line.

Do not credit Adams with a rush (no play)

Charge Team A with a penalty of 21 yards.



You make the call

(1st and 10 on the B45)

(video)

Penalties and Situations

FROM THE END OF THE RUN OR
DEAD BALL FOUL:

The officials will march off the penalty from where the play ended either towards the offense or defense.

(Result: Add players stats to both end of the run and dead ball fouls.)

Penalties and Situations

DEAD BALL FOUL SITUATION 1:

(1st and 10 at the B40) Adams rushes for 17 yards to the B23. A dead ball personal foul penalty is called against Team B. The enforcement spot is the 23-yard line and the ball is moved between the 11 and 12-yard line.

Credit Adam with a rush of 17 yards and a first down. Charge Team B with a penalty of 12 yards and another first down.

(1st and 10 on Team B's 11-yard line)

Penalties and Situations

DEAD BALL FOUL SITUATION 2:

(2nd and 2 at A10) Adams rushes for 35 yards to the A45. A dead ball personal foul penalty is called against Team A. The enforcement spot is the 45-yard line and the ball is moved to Team A's 30-yard line.

Credit Adams with a rush of 35 yards and a first down (by rushing). Charge Team A with a penalty of 15 yards.

(1st and 10 on Team A's 30-yard line)

Special Teams Play and Situations

PUNTS:

Punts are measured from the line of scrimmage to the point where the receiving team first gains or loses possession of the ball; or, if untouched by the receiving team, to the point where the ball is downed by the kicking team, is declared dead or goes out of bounds

SITUATION: On 4th down, team A's ball on the 50. Adam punts to Brown from Team B, who receives the ball on Team B's 15 and retreats to B5 where he is tackled.

Credit Adam with a 35-yard punt. Charge Brown with a return of minus 10 yards.

Special Teams Play and Situations

PUNTS:

If a punt is either blocked or a bad snap, do not charge the punter but charge the “team” with the punt.

If the punt is blocked, the team is charged with a 0 yard punt.

SITUATION: On 4th down, team A’s ball on its 30. In a punting situation, the center pass goes over Adam’s head. Adam recovers the ball and, under duress, punts. The ball goes out of bounds at the A20.

Do not charge Adam with a punt. Charge team A with a “team” punt of minus 10 yards.

Special Teams Play and Situations

PUNTS:

If there is a defensive return on a blocked punt, it is treated as a punt return.

SITUATION: On 4th down, team A's ball on its 30. Adam's punt is partially blocked and recovered by Brown on the 50 and returns it for a touchdown.

Do not charge Adams with a punt. Charge team A with a "team" punt of 20 yards. Charge Brown with a punt return for 50 yards and a touchdown.

Special Teams Play and Situations

PUNTS ABORTED:

If a punting play is aborted due to a bad snap or fumble, charge the “team” with a rush. If the play results in positive yards, charge the individual player with the yards.

SITUATION 1: On 4th down, team A’s ball on its 30. In a punting situation, the center pass goes over Adam’s head. Adams recovers the ball and, under duress, is downed on team A’s 10. Charge team A with a “team” rush of minus 20 yards

SITUATION 2: In the same situation as above, Adams rushes to team A’s 32. Charge Adams with a rush of 2 yards.

Special Teams Play and Situations

PUNT BECOMES A RUSH:

When a player fumbles a properly centered ball and there is a loss on the play, charge the punter with a rush and minus yardage rushing. If there is a gain on the play (measured from the line of scrimmage), credit the appropriate player with a rush. In each case, charge Team A with a fumble.

SITUATION 1: Team A's ball on its five. Adams, back to punt, fumbles (a properly centered ball) and falls on the ball in the end zone for a safety. Charge Adams with a rush of minus five yards. Charge team A with a fumble.

Special Teams Play and Situations

KICKOFF RETURNS

Returns are measured from the point where the returning player first gained or lost possession of the ball (using the back foot as a starting point) to the point where the ball is declared dead or is lost by a fumble.

A player making a fair catch is not charged with a return unless he “muffs” the kick or punt, in which case he is credited with a return and the team is charged with a fumble.

Note: A muff is an unsuccessful attempt to catch or recover a ball that is touched in the attempt.

Special Teams Play and Situations

KICKOFF RETURNS

On a multiplayer kick return exchange when there is no attempt by the first player (or the second if more than two are involved) to advance the kick, credit the last player handling the ball with the return and yardage. Compute his yardage from the point where the receiving team first gained possession.

SITUATION: Alan receives the kick on the goal line, and advances to the A5 only in an effort to hand off to Adam. Adam laterals to Alika on the A3, who returns it to the A25.

Do not credit either Alan or Adam with a return or return yardage. Credit Alika with the entire return for 25 yards.

Special Teams Play and Situations

FIELD GOALS

Field goal attempts are measured from the spot where the ball is kicked to the goal posts (to the goal line plus 10 yards, since the posts are 10 yards behind the goal line). The spot of the attempt is dictated by the same principle as used in determining the line of scrimmage.

Note: If any part of the ball when kicked rests on or above any yard stripe, credit distance from that yard line. If all of the ball rests between yard stripes, credit distance from the yard line nearest the intended goal.

SITUATION: Albert is ready to kick a field goal. The holder (Alan) lines up the ball between team B's 15 and 14-yard line. Albert's kick is good.

Credit Albert with a 24-yard field goal made.

Special Teams Play and Situations

POSSESSION CHANGES

If you plan to take play-by-play, please note the following:

- Time on the clock at the start of the possession.
- The new line of scrimmage (Between the hash marks for team B now to team A.



What's Your Future

**Your journey as a statistician
doesn't end here!**


CAREERS:

Journalism, Sports media relations,
network and cable TV

PART TIME:

HHSAA computer stats, Spectrum Sports,
OC16 high school sports, UH and college
programs.

Resources



The NCAA publishes free online statisticians manual for most sports.

Most common situations and interpretations are explained here

Resources

NCAA FOOTBALL STATISTICIANS MANUAL

<http://www.ncaa.org/championships/statistics/ncaa-football-statisticians-manual>

HHSAA STATISTICIANS RESOURCE PAGE:

Website:

<https://sportshigh.com/resources/statisticians>

Shortened: <https://bit.ly/HHSAAstats>

QR code:





High School Football Statistics Workshop

Questions?

Contact me: Thomas Yoshida

yoshidat001@gmail.com